


HEWI HARDWARE



AC LEIGH

ARCHITECTURAL IRONMONGERS
SECURITY SPECIALISTS



CONTENT

System 211 Stainless steel	4
System 100 Stainless steel	12
System 111 Stainless steel Polyamide	20
Type 115 Polyamide	32
Type 116 Stainless steel	33
System 162 Stainless steel Polyamide	34
Range 180 Stainless steel	42
Range 120 Steel-PA-Compound	48
Range 170 Stainless steel	52
Range 130 Polyamide	54

SYSTEM 211

UNIVERSAL DESIGN



Design 213X / □ 15 x 15mm



Design 211X / □ 20 x 20mm



Design 212X / □ 20 x 20mm

System 211 | The U shape | 3 Lengths


An easy to grip U shape enables easy and above all flexible use. System 211 is available in three sizes.





SYSTEM 211 ROSE SHAPES

Possible combinations with round or square rose and flat roses create various design options. In addition, System 211 is available with narrow plates and renovation signs.



Flat roses made from stainless steel



Roses made from stainless steel

SYSTEM 211 3 SURFACES

The surface made of stainless steel is available in satin or mirror-polished finish and with PVD coating.



satin



mirror-polished



PVD coating



SYSTEM 211

SANITARY ACCESSORIES

Large radii and a reduced style give the products of the lever handle system 211 and the sanitary system 800 their unmistakable design – functional, linear and nevertheless emotional. The design concepts, winners of numerous awards, are based on the idea of universal design.



Holder with tumbler



Hook



Shower basket



Toilet brush unit



Design 211X / □ 20 x 20mm



Support rail



Hinged support rail Duo



Hinged seat R 380



SYSTEM 211

ACCESSIBLE COMFORT

The extended lever of the vacant/engaged fitting facilitates the use so that it can easily be used by people with motor impairments. System 211 is supplemented with accessibility products which support users and which are completely integrated into the system design.

SYSTEM 2 | I

TECHNICAL DETAILS

Material | Surfaces

Stainless steel | Material 1.4301

Satin | Mirror polished

Stainless steel | PVD brass, bronze, anthracite

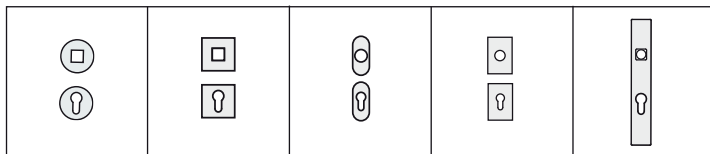
Classification to DIN EN 1906

Class 3 | B-Technology

Class 4 | H-Technology  

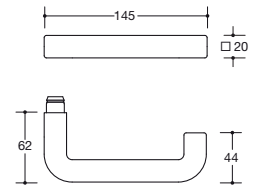
Combination options

Roses and Backplates

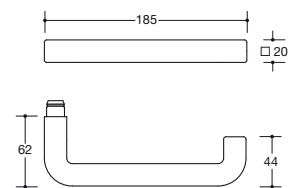


Lever Handle Designs

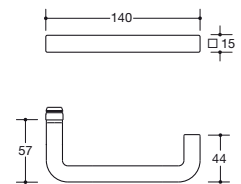
211X



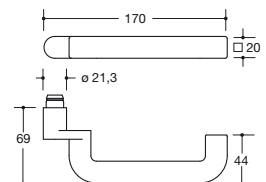
212X




















213X



214X



Surface satin	211X 	211X 	213X 
Office and apartment doors			
Class 3 Class 4 Class 4 / Fire protection 	211XAB01.130 211XAH01.130 211XAH11.130	211XAB01.1A0 211XAH01.1A0 211XAH11.1A0	211XAB01.330 211XAH01.330 211XAH11.330
Bathroom doors			
Class 3	211XAB02.130	211XAB02.1A0	211XAB02.330
Exterior and entry doors			
Class 4 Class 4 / Fire protection 	211XAH03.135 211XAH13.135	211XAH03.1A5 211XAH13.1A5	211XAH03.339 211XAH13.339
Handles Window handles Door accessories	 100XA.3035G1	 211XAFG.1B 211XAFG.1	 100XA611.15 100XA611.65 100XA625

SYSTEM 100
CONSISTENT
DESIGN







SYSTEM 100

HANDRAILS & SIGNAGE SYSTEMS

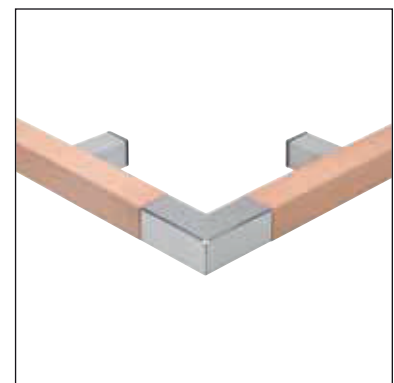
System 100 is characterised by a clear, geometric design. As a unique system solution, System 100 can be used not only in highly frequented public buildings but also in the private living environment.



Stainless steel / black stained
beech / angled support



Stainless steel / wenge stained
beech / angled support



Stainless steel / natural beech /
angled support



SYSTEM 100

SANITARY ACCESSORIES

A system which unites design and functionality. A large number of accessories enable consistent, puristic room design.



Signage guide



Hook



Toilet roll holder



Toilet brush unit

SYSTEM 100

COMFORT


System 100 includes aesthetically designed, support products which enable safety, convenience and comfort. Useful aids such as shower seats or support rails are integrated into the overall design concept.



Support rail



Hinged seat 350



Hinged support rail Mono



SYSTEM 100

TECHNICAL DETAILS

Material | Surfaces

Stainless steel | Material 1.4301

Satin | Mirror polished

Stainless steel | PVD brass, bronze, anthracite

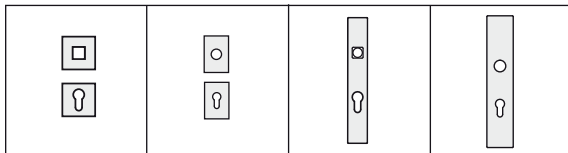
Classification to DIN EN 1906

Class 3 | B-Technology

Class 4 | H-Technology

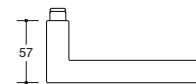
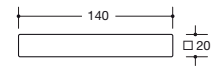
Combination options

Roses and Backplates

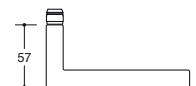
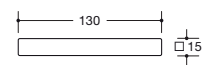


Lever Handle Designs


101X



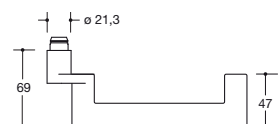

102X










103X



104X







PRODUCT SELECTION

	101X	102X	103X
Surface satin			
Office and apartment doors			
Class 3 Class 4 Class 4 / Fire protection 	100XAB01.1A0 100XAH01.1A0 100XAH11.1A0	100XAB01.2A0 100XAH01.2A0 100XAH11.2A0	100XAH01.3A0 100XAH11.3A0

Bathroom doors		
Class 3	100XAB02.1A0	100XAB02.2A0


Exterior and entry doors			
Class 4 Class 4 / Fire protection 	100XAH03.1A5 100XAH13.1A5	100XAH03.2A5 100XAH13.2A5	100XAH03.3A5 100XAH13.3A5

Handles Window handles Door accessories Handrails				
	100XA.3035G1	100XAFG.1B 100XAFG.2B 100XAFGA.1	100XA611.15 100XA611.65 100XA625	LI.100.8800...



SYSTEM III COLOUR


The deliberate use of colour does not only sets trends and accentuates but also creates contrasts and therefore facilitates orientation.



SYSTEM III

SANITARY ACCESSORIES

A timeless, consistent design, high degree of functionality and the high-gloss surfaces of the products are the outstanding features of the architectural classics – the sanitary product range 477 and the lever handle system III.



Tumbler with holder



Single Hook



Toilet roll holder



Toilet brush unit



SYSTEM III ACCESSIBLE COMFORT


The classic product for accessible bathroom design is consistently oriented to the needs of the users.



Symbols



Toilet brush unit



Hinged support rail



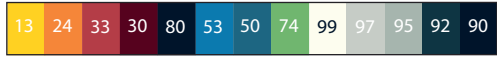
Hinged seat

SYSTEM III

TECHNICAL DETAILS

Material | Surfaces

Polyamide | 13 HEWI colours



E-Technology

R-Technology | Class 4 to DIN EN 1906 F E

Soft Touch | Polyurethan | black matt and anthracite grey matt

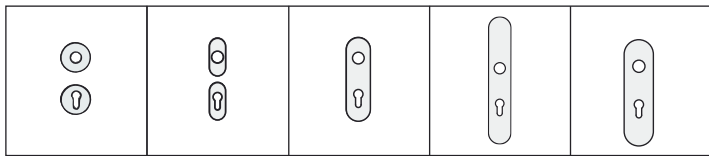


B-Technology | Class 3 to DIN EN 1906


H-Technology | Class 4 to DIN EN 1906 F E

Combination options

Roses and Backplates



Stainless Steel, Polished



Stainless Steel, Satin



Soft Touch, Thermoplastic Polyurethan, Matt Black

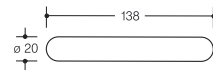


Polyamide with Steel Core, Ruby Red

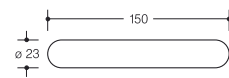


Lever Handle Designs

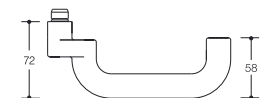
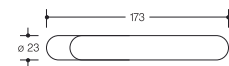
111R



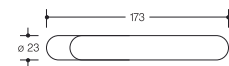
111.23R



115.23R



















114.23gkR



SYSTEM III

PRODUCT SELECTION POLYAMIDE

	111	111.23	111.23	
				
Office and apartment doors				
Class 3	111E01.130	111E01.230	111E01.210	
Class 4	111R01.130	111R01.230	111R01.210	
Class 4 Fire protection F	111R11.130	111R11.230	111R11.210	
Bathroom doors				
Class 3	111E02.130	111E02.230	111E02.210	
Class 4	111R02.130	111R02.230	111R02.210	
Exterior and entry doors				
Class 4	111R03.133	111R03.233	111R03.213	
Class 4 Fire protection F	111R13.133	111R13.233	111R13.213	
Handles Window handles Door accessories				
	33.2010 550.33GKLT	111FG.1 111FGA.1	625	611.30 611.60



SYSTEM III

SANITARY ACCESSORIES

The sanitary accessories made of stainless steel are characterised by its robust material, which is particularly hygienic and easy to clean.



Spare roll holder



Hooks




Symbols

SYSTEM III

ACCESSIBLE COMFORT

Designed according to universal design principles, the accessibility products can be used intuitively and independently of physical conditions.



Support rail



Hinged seat



L-shaped support rail



SYSTEM III

TECHNICAL DETAILS

Material | Surfaces

Stainless Steel | Material 1.4301



Satin | Mirror polished

Stainless Steel | PVD brass, bronze, anthracite

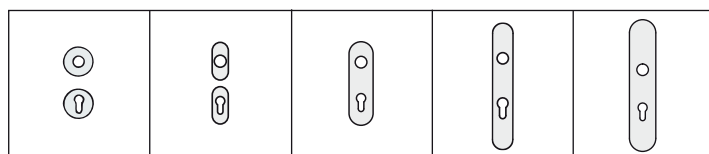
Classification to DIN EN 1906

Class 3 | B-Technology

Class 4 | H-Technology  

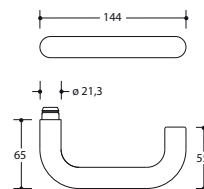
Combination options

Roses and Backplates

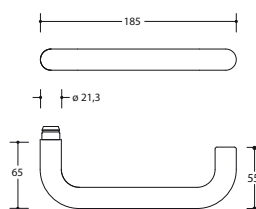


Lever Handle Designs

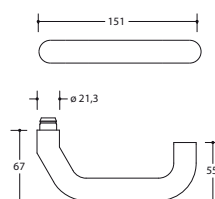
111X



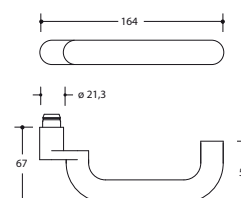
112X



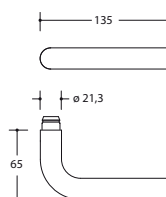
113X



114X


















116X



SYSTEM III

PRODUCT SELECTION STAINLESS STEEL

	111X	111X	116X
Surface satin			
Office and apartment doors			
Class 3 Class 4 Class 4 Fire protection F	111XAB01.130 111XAH01.130 111XAH11.130	111XAB01.110 111XAH01.110 111XAH11.110	111XAB01.630 111XAH01.630 111XAH11.630
Bathroom doors			
Class 3 Class 4	111XAB02.130 111XAH02.130	111XAB02.110 111XAH02.110	111XAB02.630
Exterior and entry doors			
Class 3 Class 4 Class 4 Fire protection F	111XAB03.139 111XAH03.139 111XAH13.139	111XAB03.119 111XAH03.119 111XAH13.119	
Handles Window handles Door accessories Handrails			
	111XA.30...G1 550.33GKLT	111XAFG.1 111XAFGA.1	625XA 611XA.15 611XA.65
			 GI.40.8100...



TYPE 115

TECHNICAL DETAILS

Material | Surfaces

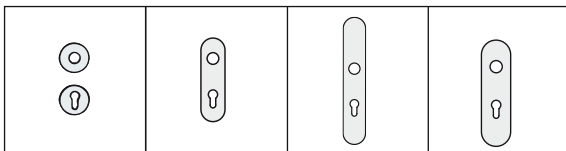
Polyamide | 13 HEWI colours



R-Technology | Class 4 to DIN EN 1906  

Combination options

Roses and Backplates



Lever Handle Designs

115.23R





TYPE 116

TECHNICAL DETAILS

Material | Surfaces

Stainless Steel | Material 1.4301




Satin | Mirror polished
Stainless Steel | PVD brass, bronze, anthracite

Classification to DIN EN 1906

Class 3 | B-Technology
Class 4 | H-Technology F 10

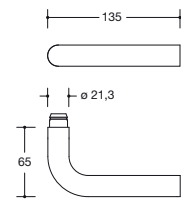
Combination options

Roses and Backplates



Lever Handle Designs

116X





SYSTEM 162

THE TIMELESS ARCHITECTURE SYSTEM



Toilet brush unit



Toilet roll holder

SYSTEM 162

SANITARY ACCESSORIES

A linear design and high-degree of functionality are unified in System 162. The characteristic feature of the sanitary accessories is their clear, minimalistic design.



Toilet roll holder double



Spare roll holder



Hook

SYSTEM 162 COMFORT

Useful helpers, such as a shower seat or support rail, support and enable accessible comfort and convenience.



Hinged support rail Mono WARMTOUCH



Toilet brush unit



Hinged seat R380



Support rail WARMTOUCH



SYSTEM 162

POLYAMIDE WITH STEEL CORE

The lever handle 162 is not only available in stainless steel, but also made of high-quality polyamide in the colours: pure white, anthracite grey and jet black. A brilliant high-gloss surface characterises the material variant.

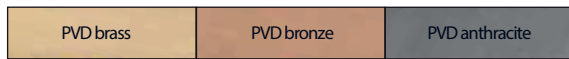


SYSTEM 162

TECHNICAL DETAILS

Material | Surfaces

Stainless Steel | Material 1.4301



Satin | Mirror polished

Stainless Steel | PVD brass, bronze, anthracite

Synthetic material | Pure white, anthracite grey and jet black

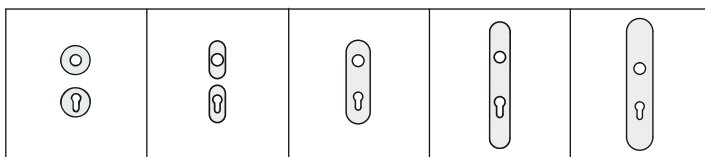
Classification to DIN EN 1906

Class 3 | B-Technology

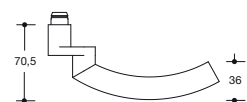
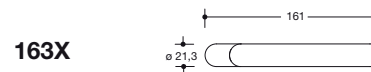
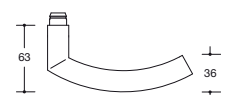
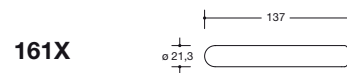
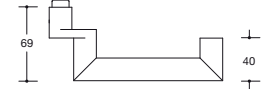
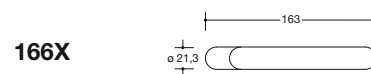
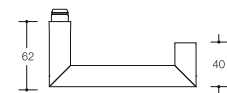
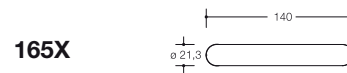
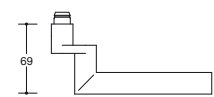
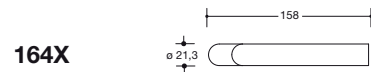
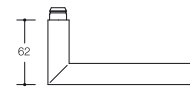
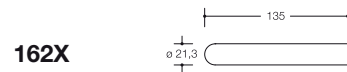
Class 4 | H-Technology  

Combination options
















Roses and Backplates



Lever Handle Designs



PRODUCT SELECTION

	162X	165X	161X
Surface satin			
Office and apartment doors			
Class 3 Class 4 Class 4 Fire protection F	162XAB01.230 162XAH01.230 162XAH11.230	162XAH01.530 162XAH11.530	162XAB01.130 162XAH01.130 162XAH11.130
Bathroom doors			
Class 3	162XAB02.230		162XAB02.130
Exterior and entry doors			
Class 3 Class 4 Class 4 Fire protection F	162XAB03.239 162XAH03.239 162XAH13.239	162XAH03.539 162XAH13.539	162XAB03.139 162XAH03.139 162XAH13.139
Handles Window handles Door accessories Panic bar			 
	160XA...G6 160XA...G4	162XAFG.2 162XAFGA.2	625XA 611XA.15 611XA.65 PS160XA...



RANGE 180

INDIVIDUAL MATERIAL SELECTIONS

Fine glass lends Range 180 a high stimulative quality. The glass is applied directly onto the stainless steel lever handle, so that the glass appears to float on the lever handle. The door lever handle Range 180 can be combined with the GIRA Esprit switch range.




GIRA Esprit, Glass umber



GIRA Esprit, Glass black



TYPE 185 STAINLESS STEEL



TYPE 185 INLAY

TYPE 181



TYPE 181 BACKPLATE

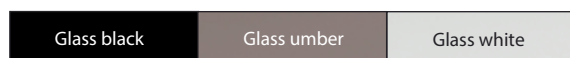


RANGE 180

TECHNICAL DETAILS

Material | Surfaces

Stainless Steel | Material 1.4301



Satin | Mirror polished

Stainless Steel | PVD brass, bronze, anthracite

Glass | Slate

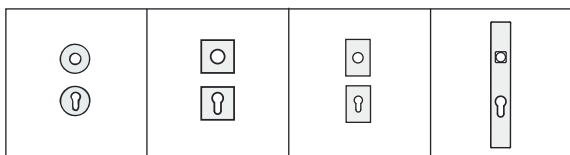
Classification to DIN EN 1906

Class 3 | B-Technology

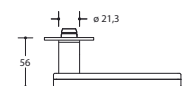
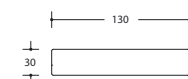
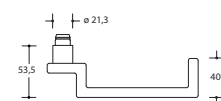
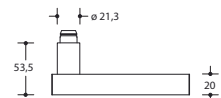
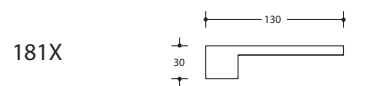
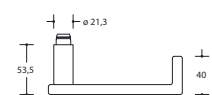
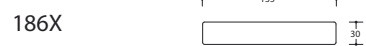
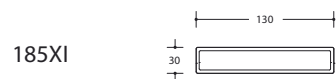
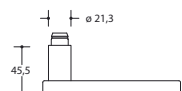
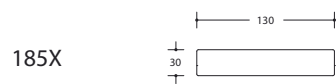
Class 4 | H-Technology  

Combination options

Roses and Backplates



Lever Handle Designs
















Neu






185XO

RANGE 180

PRODUCT SELECTION

	185X	185XI	Neu 185XO	181X
Surface satin				
Office and apartment doors				
Class 3 Class 4 Class 4 / Fire protection 	180XAB01.5A0 180XAH01.5A0 180XAH11.5A0	180XIB01.5A0	180XOB01.5A0	180XAB01.130 180XAH01.130 180XAH11.130


Bathroom doors				
Class 3	180XAB02.5A0	180XAB02.5A0	180XOB02.5A0	180XAB02.130

Exterior and entry doors				
Class 4 Class 4 / Fire protection 	180XAH03.5A5 180XAH13.5A5			180XAH03.135 180XAH13.135


Handles Window handles Door accessories Handrails				
	100XA.3035G1	180XAFG.5B 180XIFG.5B 180XOFG.5B	100XA611.15 100XA611.65 100XA625	LI.100.8800...

RANGE 120

DYNAMIC AND DESIGN



TYPE 125



reddot design award
winner 2008

RANGE 120

TECHNICAL DETAILS

Material | Surfaces

Steel-PA-compound with surface finishing

PB | black matt

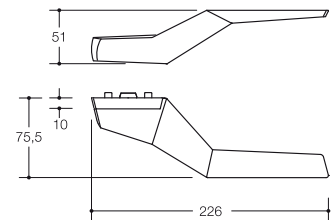
PC | white high-gloss

White high-gloss and matt black

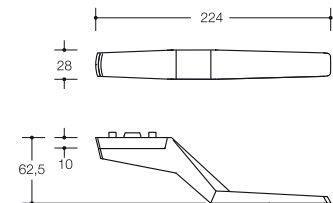
Class 4 | R-Technology  

Lever Handle Designs

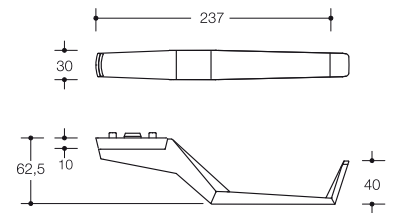
125P...



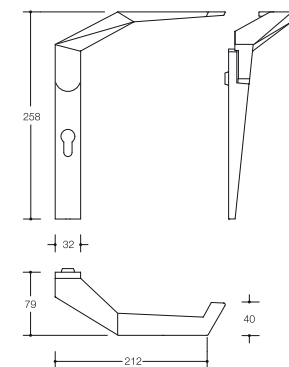
126P...



128P...




















127P...



RANGE 120

PRODUCT SELECTION

	125P...	126P...	127P...	128P...
Office and apartment doors				
				
Class 4 black	120PBR01.520	120PBR01.620	120PBR11.780	120PBR01.820
Class 4 white	120PCR01.520	120PCR01.620	120PCR11.780	120PCR01.820
Class 4 black 	120PBR11.520	120PBR11.620		120PBR11.820
Class 4 white 	120PCR11.520	120PCR11.620		120PCR11.820
Bathroom doors				
				
Class 4 black	120PBR02.520	120PBR02.620		120PBR02.820
Class 4 white	120PCR02.520	120PCR02.620		120PCR02.820
Window handle				
	120PBF.1			
	120PCF.1			

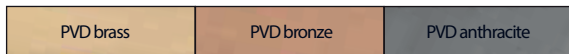


RANGE 170

TECHNICAL DETAILS

Material | Surfaces

Stainless Steel | Material 1.4301



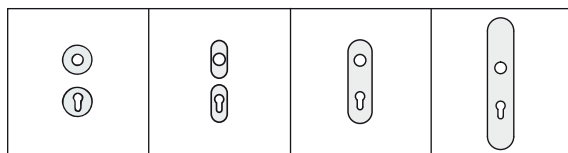
Satin | Mirror polished
Stainless Steel | PVD brass, bronze, anthracite

Classification to DIN EN 1906

Class 3 | B-Technology
Class 4 | H-Technology F H

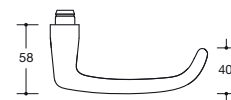
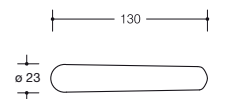
Combination options

Roses and Backplates

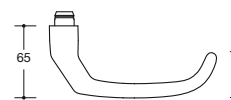
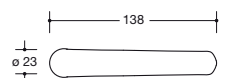


Lever Handle Designs

171X









172X







RANGE 170

PRODUCT SELECTION

	171X	171X	172X
Office and apartment doors			
Class 3 Class 4 Class 4 Fire protection 	170XAB01.130 170XAH01.130 170XAH11.130	170XAB01.110 170XAH01.110 170XAH11.110	170XAH01.240 170XAH11.240

Bathroom doors		
Class 3 Class 4	170XAB02.130 170XAH02.130	170XAB02.110 170XAH02.110

Exterior and entry doors			
Class 4 Class 4 Fire protection 	170XAH03.139 170XAH13.139	170XAH03.119 170XAH13.119	170XAH03.249 170XAH13.249

Handles Window handles Door accessories			
	160XA...G6 160XA...G4	170XAFG.1 170XAFGA.1	625XA 611XA.15 611XA.65

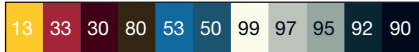


RANGE I30

TECHNICAL DETAILS

Material | Surfaces

Polyamide | 11 HEWI colours

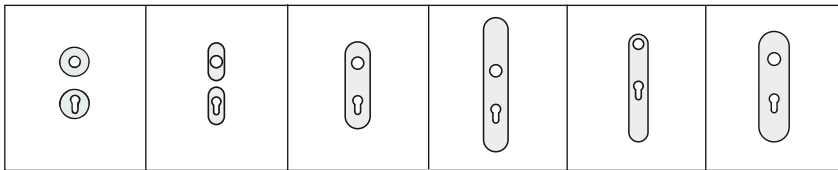


Classification to DIN EN 1906

Class 4 | R-Technology F

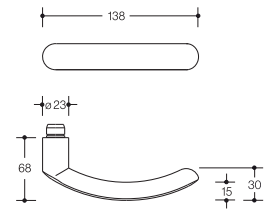
Combination options

Roses and Backplates

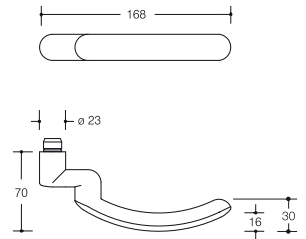


Lever Handle Designs

133R



134R



NORWICH

61-67 St. Benedicts Street,
Norwich, NR2 4PD
Tel: 01603 216500
Fax: 01603 216510
Email: sales@acleigh.co.uk

COLCHESTER

11 Grange Way,
Whitehall Industrial Estate,
Colchester, CO2 8HG
Tel: 01206 877488
Fax: 01206 877480
Email: colchester@acleigh.co.uk

IPSWICH

Unit 2-3, Dencora Business Centre,
Whitehouse Road, Ipswich, IPI 5LT
Tel: 01473 292810
Fax: 01473 292818
Email: ipswich@acleigh.co.uk

www.acleigh.co.uk