



AC LEIGH

ARCHITECTURAL IRONMONGERS
SECURITY SPECIALISTS

NORWICH | IPSWICH | COLCHESTER



From the
Anvil[®]

UPVC

Front Door Hardware

Door Hardware

Cabinet Hardware

Locks & Latches

Hinges

Door Closers

Panic Hardware

Window Fittings

Hooks & Bolts

Accessories

Access Control

Safes

Post Boxes

Gate Hardware

Sliding Door Gear

www.acleigh.co.uk

DELIVERING EXCELLENCE

Through quality, knowledge & service

AC Leigh is one of the UK's leading Architectural Ironmongers, locksmiths and security installation companies with over 50 experienced staff. We have specified and supplied ironmongery, master key systems and access control to projects throughout the UK from branches across East Anglia.

AC Leigh is a specialist company with an in depth knowledge of products and standards and has been built on providing the right product at the right price, we know that the service we provide is as important as the quality of the products we specify. To assist with the correct specification of architectural ironmongery, locks, access control, anti-ligature and British Standard compliance we have representatives who are able to visit your office, provide a full specification, provide samples and visit site during the construction phase.

Our branches have both internal and external sales staff who are there to help solve any ironmongery, lock or access control related problems you may have. Our branch network can support projects of any size across the UK; to ensure we maintain our expertise and up to date knowledge we are members of the Guild of Architectural Ironmongers, the Master Locksmiths Association and the Automatic Door Suppliers Association.





AC Leigh

SERVICING PLANS

Our yearly servicing plans guarantee fixed price servicing for every element of your system. Regular servicing will help identify vulnerabilities, fix minor problems and safeguard against major breakdowns. It ensures sustainability and maximises the life of your equipment.

All our engineers are fully trained and highly skilled so they can deliver the best possible quality of work and levels of service.

We offer servicing on the following systems:
SALTO Access Control, Automatic Gates, Automatic Doors, Access Control, Automatic Barriers & CCTV.

Tel: 0800 014 9980 Email: servicing@acleigh.co.uk
www.acleigh.co.uk/servicing



YOUR LOCAL BRANCH

Speak to one of our experts for advice on the best product to suit your needs:

NORWICH

61-67 St. Benedicts Street, Norwich, NR2 4PD

Call: 01603 216500

Email: norwich@acleigh.co.uk

SECURITY DEPARTMENT

61-67 St. Benedicts Street, Norwich, NR2 4PD

Call: 01603 216501

Email: security@acleigh.co.uk

IPSWICH

Unit 2, Dencora Business Centre, Whitehouse Road, Ipswich, IPI 5LT

Call: 01473 292810

Email: ipswich@acleigh.co.uk

COLCHESTER

Unit F2, The Seedbed Centre, Wyncolls Road, Colchester CO4 9HT

Call: 01206 877488

Email: colchester@acleigh.co.uk

ORDER ONLINE

www.acleigh.co.uk

HOW TO PAY

We accept all major credit/debit cards, bank transfers, online payments & can issue proforma invoices





m.marcus

DOOR HARDWARE



CABINET HARDWARE



WIRING ACCESSORIES



CABINET HARDWARE COLLECTION

80 years of specialist knowledge and expertise reflected in our timeless designs and extraordinary finishes.

Heritage Brass®

SOLID BRASS HARDWARE

www.m-marcus.com



From the
Anvil

Hinton Slimline Lever Espag. Lock Set

- Solid brass
- The decorative part of the handle accentuates the hand finishing carried out by Anvils' expert craftsmen

	Code	Size	Centres	Fixing Centres
A	TT017447	244 x 36 x 13mm	92mm	212mm



From the
Anvil

Reeded Slimline Lever Espag. Lock Set

- Solid brass
- The decorative part of the handle accentuates the hand finishing carried out by Anvils' expert craftsmen

	Code	Size	Centres	Fixing Centres
B	TT001055	244 x 36 x 13mm	92mm	212mm



From the
Anvil

Avon Slimline Lever Espag. Lock Set

- Solid brass
- Avon lever handles are From The Anvils' signature design and are loved for their timeless simplicity

	Code	Size	Centres	Fixing Centres
C	TT017611	242 x 32 x 13mm	92mm	212mm



From the
Anvil

Newbury Slimline Lever Espag. Lock Set

- Solid brass
- The Newbury range is part of the Period collection. Its simple, slender style fits well in many different property types

	Code	Size	Centres	Fixing Centres
D	TT003260	244 x 36 x 13mm	92mm	212mm



From the
Anvil

Brompton Slimline Lever Espag. Lock Set

- Solid brass
- A contemporary design that features a textured, knurled surface. The industrial styling of the diamond pattern creates a modern range

	Code	Size	Centres	Fixing Centres
E	TT018729	242 x 32 x 13mm	92mm	212mm



From the
Anvil

Art Deco Slimline Lever Espag. Lock Set

- Solid brass
- The Art Deco range combines timeless elegance with modern functionality. Its clean, geometric styling will offer a touch of sophistication to any door

	Code	Size	Centres	Fixing Centres
F	TT041940	258 x 36 x 14mm	92mm	212mm



Multi Point Door Handle

- Supplied complete with screws & spindle
- Sprung levers

	Code	Size	Centres	Fixing Centres
G	TS000207	212 x 34mm	92mm	122mm
	TS000212	242 x 34mm	92mm	210mm



Multi Point Door Handle

- Retro fit door handle with adjustable centres
- Bolt through fixings
- Supplied complete with screws & spindle
- To suit both sprung & unprung lock cases

	Code	Size	Centres	Fixing Centres
H	LU040370	290 x 30mm	62-95mm	260mm

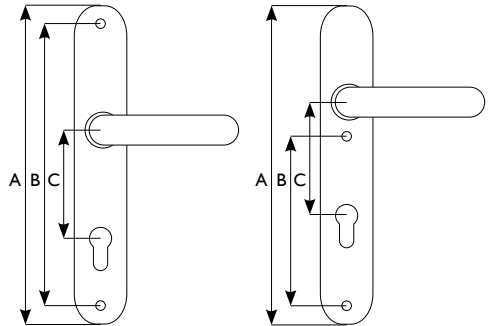


Multi Point Door Handle

- Solid brass
- Ergonomic straight lever with a moulded finger grip on the inside of the handle
- Long plain narrow plate with rounded ends
- It has a Euro profile keyhole and operates a multi point lock
- Comes with a 10 year mechanical guarantee

	Code	Size	Centres	Fixing Centres
I	OD062155	220 x 26mm	92mm	123.5mm

Measuring A UPVC Door Handle



A mm A mm
 B mm B mm
 C mm C mm




Multi Point Door Handle

- Solid brass
- It has a Euro profile keyhole and operates a multi point lock
- Comes with a 10 year mechanical guarantee

	Code	Size	Centres	Fixing Centres
J	OB092785	208 x 26mm	92mm	124mm

- Check if the top screw is above or below the handle
- To identify your handle take measurements A, B & C
- Measurement A is the overall length which is needed to ensure you cover the area where your old handles were positioned
- Measurement B is from screw to screw
- Measurement C is taken from the centre of the handle to the centre of the keyhole



Avon Slimline Lever Espag. Lock Set

- Grade 316 polished marine stainless steel
- These products offer great strength and corrosion resistant properties which make them an excellent choice for coastal locations
- For complementary products, we recommend Anvils' polished chrome finish

	Code	Size	Centres	Fixing Centres
A	TT037620	242 x 32 x 13mm	92mm	212mm



Avon Slimline Lever Espag. Lock Set

- Grade 316 satin marine stainless steel
- These products offer great strength and corrosion resistant properties which make them an excellent choice for coastal locations
- For complementary products, we recommend Anvils' satin chrome finish

	Code	Size	Centres	Fixing Centres
B	TT037610	242 x 32 x 13mm	92mm	212mm



Newbury Slimline Lever Espag. Lock Set

- Grade 316 polished marine stainless steel
- Excellent choice for coastal locations
- This finish is very versatile, works well with warm tones and cool, contemporary settings alike
- For complementary products, we recommend Anvils' polished chrome finish

	Code	Size	Centres	Fixing Centres
C	TT038610	244 x 36 x 13mm	92mm	212mm



Newbury Slimline Lever Espag. Lock Set

- Grade 316 polished marine stainless steel
- Excellent choice for coastal locations
- This finish is low sheen and offers a frosted, matt look
- For complementary products, we recommend Anvils' satin chrome finish

	Code	Size	Centres	Fixing Centres
D	TT038620	244 x 36 x 13mm	92mm	212mm



Brompton Slimline Lever Espag. Lock Set

- Grade 316 polished marine stainless steel
- These products offer great strength and corrosion resistant properties which make them an excellent choice for coastal locations
- For complementary products, we recommend Anvils' polished chrome finish

	Code	Size	Centres	Fixing Centres
E	TT037640	242 x 32 x 13mm	92mm	212mm



Brompton Slimline Lever Espag. Lock Set

- Grade 316 satin marine stainless steel
- These products offer great strength and corrosion resistant properties which make them an excellent choice for coastal locations
- For complementary products, we recommend Anvils' satin chrome finish

	Code	Size	Centres	Fixing Centres
F	TT037630	242 x 32 x 13mm	92mm	212mm

G

From the
Anvil



Hinton Slimline Lever Espag. Lock Set

- Solid brass
- The decorative part of the handle accentuates the hand finishing carried out by Anvils' expert craftsmen

	Code	Size	Centres	Fixing Centres
G	TT017453	244 x 36 x 13mm	92mm	212mm

H

From the
Anvil



Reeded Slimline Lever Espag. Lock Set

- Solid brass
- The decorative part of the handle accentuates the hand finishing carried out by Anvils' expert craftsmen

	Code	Size	Centres	Fixing Centres
H	TT001090	244 x 36 x 13mm	92mm	212mm

I

From the
Anvil



Avon Slimline Lever Espag. Lock Set

- Solid brass
- Avon lever handles are From The Anvils' signature design and are loved for their timeless simplicity

	Code	Size	Centres	Fixing Centres
I	TT017612	242 x 32 x 13mm	92mm	212mm

J

From the
Anvil



Newbury Slimline Lever Espag. Lock Set

- Solid brass
- The Newbury range is part of the Period collection. Its simple, slender style fits well in many different property types

	Code	Size	Centres	Fixing Centres
J	TT003290	244 x 36 x 13mm	92mm	212mm

K

From the
Anvil



Brompton Slimline Lever Espag. Lock Set

- Solid brass
- A contemporary design that features a textured, knurled surface. The industrial styling of the diamond pattern creates a modern range

	Code	Size	Centres	Fixing Centres
K	TT018730	242 x 32 x 13mm	92mm	212mm

L

From the
Anvil



Art Deco Slimline Lever Espag. Lock Set

- Solid brass
- The Art Deco range combines timeless elegance with modern functionality. Its clean, geometric styling will offer a touch of sophistication to any door

	Code	Size	Centres	Fixing Centres
L	TT041935	258 x 36 x 14mm	92mm	212mm



Pro 59-96mm Centres Adaptable Handle

- An ideal retrofit solution, the Chameleon Pro Handle features an adaptable handle height (to accommodate both inline and offset centres between 59-96mm) and adaptable screw centres
- Nylon seal on sliding mechanism to provide ingress protection
- Adaptable centres allow easy installation on locks with offset centres
- Double spring mechanism to allow handles to return to horizontal position
- Concealed external fixing head and outer plate for increased security
- Adaptable backplate enables handle to accommodate a wide range of screw hole centres
- 10 Year guarantee
- Available in a brushed silver or polished silver

	Code	Size	Centres	Fixing Centres
A	OA042740	290 x 30.8mm	59-96mm	156-242mm
	LA180090	290 x 34mm	59-96mm	156-242mm



Pro XL Lever/Pad 59-96mm Centres Adaptable Handle

- Concealed external fixing head and outer plate for increased security
- Adaptable centres allows easy installation on locks with offset centres
- Fixing kit for pad
- Supplied with both a split spindle & a solid spindle to suit user requirements
- Fixed paddle handle

	Code	Size	Centres	Fixing Centres
D	OA042760	290 x 34mm	59-96mm	156-242mm



Multi Point Door Handle

- Supplied complete with screws & spindle
- Sprung levers

	Code	Size	Centres	Fixing Centres
B	TS000208	212 x 34mm	92mm	122mm
	TS000213	242 x 34mm	92mm	210mm



Multi Point Door Handle

- Retro fit door handle with adjustable centres
- Bolt through fixings
- Supplied complete with screws & spindle
- To suit both sprung & unsprung lock cases

	Code	Size	Centres	Fixing Centres
C	LU040350	290 x 30mm	62-95mm	260mm



Rosa Lever On Narrow Plate

- A simple straight lever on a Euro lock narrow backplate. It has a Euro profile keyhole 92mm c/c and operates a multi point lock
- Comes with a 10 year mechanical guarantee
- Suitable for domestic and commercial use

	Code	Size	Centres	Fixing Centres
E	OC050117	220 x 26mm	92mm	123.5mm



Pro 59-96mm Centres Adaptable Handle

- An ideal retrofit solution, the Chameleon Pro Handle features an adaptable handle height (to accommodate both inline and offset centres between 59-96mm) and adaptable screw centres
- Nylon seal on sliding mechanism to provide ingress protection
- Adaptable centres allow easy installation on locks with offset centres
- Double spring mechanism to allow handles to return to horizontal position
- Concealed external fixing head and outer plate for increased security
- Adaptable backplate enables handle to accommodate a wide range of screw hole centres
- 10 Year guarantee

	Code	Size	Centres	Fixing Centres
F	LA180545	290 x 30.8mm	59-96mm	156-242mm
	LA180085	290 x 34mm	59-96mm	156-242mm



Multi Point Door Handle

- Supplied complete with screws & spindle
- Sprung levers

	Code	Size	Centres	Fixing Centres
G	TS000209	212 x 34mm	92mm	122mm
	TS000214	242 x 34mm	92mm	210mm



Multi Point Door Handle

- Retro fit door handle with adjustable centres
- Bolt through fixings 260mm
- Supplied complete with screws & spindle
- To suit both sprung & unsprung lock cases

	Code	Size	Centres	Fixing Centres
H	LU040360	290 x 30mm	62-95mm	260mm



Pro XL Lever/Pad 59-96mm Centres Adaptable Handle

- Concealed external fixing head and outer plate for increased security
- Adaptable centres allows easy installation on locks with offset centres
- Fixing kit for pad
- Supplied with both a split spindle & a solid spindle to suit user requirements
- Fixed paddle handle

	Code	Size	Centres	Fixing Centres
I	OA043180	290 x 34mm	59-96mm	156-242mm



Tokyo Multi Point Door Handle

- Supplied complete with screws & spindle
- Sprung levers
- To suit door thickness 62-71mm

	Code	Size	Centres	Fixing Centres
J	OM010005	240 x 32mm	92mm	215mm

Multi Point Handles - Gold



Birmingham Multi Point Door Handle

- Supplied complete with screws & spindle
- Sprung levers
- Suitable for doors up to 70mm thick

	Code	Size	Centres	Fixing Centres
A	LA045490	245 x 30mm	92mm	215mm



Brugge Multi Point Door Handle

- Supplied complete with screws & spindle
- Sprung levers

	Code	Size	Centres	Fixing Centres
B	CDI10605	244 x 30mm	68mm	215mm



London Multi Point Door Handle

- Supplied complete with screws & spindle
- Unsprung levers
- Suitable for doors 56-70mm thick

	Code	Size	Centres	Fixing Centres
C	CDI10510	205 x 26mm	92mm	122mm



London Multi Point Door Handle

- Supplied complete with screws & spindle
- Unsprung levers
- Suitable for doors 58-72mm thick

	Code	Size	Centres	Fixing Centres
D	OA043205	205 x 28mm	70mm	180mm



Tokyo Multi Point Door Handle

- Supplied complete with screws & spindle
- Sprung levers
- Suitable for doors 62-71 mm thick

	Code	Size	Centres	Fixing Centres
E	OD022505	240 x 32mm	92mm	122mm



Atlanta Multi Point Door Handle

- Supplied complete with screws & spindle
- Sliding cylinder cover to protect against attack and adjustable to suit various cylinder lengths

	Code	Size	Centres	Fixing Centres
F	OA043200	242 x 35mm	92mm	215mm



Pro 59-96mm Centres Adaptable Handle

- An ideal retrofit solution, the Chameleon Pro Handle features an adaptable handle height (to accommodate both inline and offset centres between 59-96mm) and adaptable screw centres
- Nylon seal on sliding mechanism to provide ingress protection
- Adaptable centres allow easy installation on locks with offset centres
- Double spring mechanism to allow handles to return to horizontal position
- Concealed external fixing head and outer plate for increased security
- Adaptable backplate enables handle to accommodate a wide range of screw hole centres
- 10 Year guarantee

	Code	Size	Centres	Fixing Centres
G	OA043215	290 x 30.8mm	59-96mm	156-242mm
	LA180100	290 x 34mm	59-96mm	156-242mm



Multi Point Door Handle

- Supplied complete with screws & spindle
- Sprung levers

	Code	Size	Centres	Fixing Centres
H	TS000205	212 x 34mm	92mm	122mm
	TS000210	242 x 34mm	92mm	210mm



Multi Point Door Handle

- Retro fit door handle with adjustable centres
- Bolt through fixings 260mm
- Supplied complete with screws & spindle
- To suit both sprung & unsprung lock cases

	Code	Size	Centres	Fixing Centres
I	LU040380	290 x 30mm	62-95mm	260mm



Pro XL Lever/Pad 59-96mm Centres Adaptable Handle

- Concealed external fixing head and outer plate for increased security
- Adaptable centres allows easy installation on locks with offset centres
- Fixing kit for pad
- Supplied with both a split spindle & a solid spindle to suit user requirements
- Fixed paddle handle

	Code	Size	Centres	Fixing Centres
J	OA043235	290 x 34mm	59-96mm	156-242mm



Scroll Multi Point Door Handle On Narrow Plate

- Euro profile keyhole, operates a multi point lock
- This product is handed
- Comes with a 10 year mechanical guarantee
- Suitable for domestic and commercial use

	Code	Size	Hand	Centres	Fixing Centres
K	OB090120	208 x 26mm	Right	92mm	123.5mm
	OB090130	208 x 26mm	Left	92mm	123.5mm

A



From the Anvil

Hinton Slimline Lever Espag. Lock Set

- Manufactured from solid bronze containing a minimum of 85% copper. This finish is very dark and has a rich, matt appearance
- Inspired by classic Georgian designs

Code	Size	Centres	Fixing Centres
A TT017459	244 x 36 x 13mm	92mm	212mm

B



From the Anvil

Art Deco Slimline Lever Espag. Lock Set

- Manufactured from solid bronze, this finish is very dark and has a rich, matt appearance
- It's clean, geometric styling will offer a touch of sophistication to any door

Code	Size	Centres	Fixing Centres
B TT041945	258 x 36 x 14mm	92mm	212mm

C



From the Anvil

Reeded Slimline Lever Espag. Lock Set

- Manufactured from solid bronze
- A classic Regency lever set with a stylish reeded end that is well suited to traditional and contemporary settings alike

Code	Size	Centres	Fixing Centres
C TT000570	244 x 36 x 13mm	92mm	212mm

D



From the Anvil

Brompton Slimline Lever Espag. Lock Set

- Manufactured from solid bronze, this finish is very dark and has a rich, matt appearance
- A contemporary design featuring a textured, knurled surface

Code	Size	Centres	Fixing Centres
D TT018349	242 x 36 x 16mm	92mm	212mm

E **F**



From the Anvil

Newbury & Newbury Hammered Slimline Lever Espag. Lock Set

Code	Size	Centres	Fixing Centres
E TT000805	244 x 36 x 13mm	92mm	212mm
F TT018347	244 x 36 x 13mm	92mm	212mm

G



From the Anvil

Avon Slimline Lever Espag. Lock Set

- Manufactured from solid bronze containing a minimum of 85% copper. This finish is very dark and has a rich, matt appearance
- Avon lever handles are From The Anvils' signature design and are loved for their timeless simplicity

Code	Size	Centres	Fixing Centres
G TT018692	242 x 36 x 16mm	92mm	212mm



From the
Anvil

Hinton Slimline Lever Espag. Lock Set

- Manufactured from solid bronze containing a minimum of 85% copper. This finish is aged and then re-polished to highlight the lighter surface areas against the darker, detailed parts
- Inspired by classic Georgian designs

	Code	Size	Centres	Fixing Centres
H	TT017465	244 x 36 x 13mm	92mm	212mm



From the
Anvil

Art Deco Slimline Lever Espag. Lock Set

- Manufactured from solid bronze, this finish is aged and then re-polished to highlight the lighter surface areas against the darker, detailed parts
- It's clean, geometric styling will offer a touch of sophistication to any door

	Code	Size	Centres	Fixing Centres
I	TT041950	258 x 36 x 14mm	92mm	212mm




From the
Anvil

Reeded Slimline Lever Espag. Lock Set

- Manufactured from solid bronze
- A classic Regency lever set with a stylish reeded end that is well suited to traditional and contemporary settings alike

	Code	Size	Centres	Fixing Centres
J	TT003805	244 x 36 x 13mm	92mm	212mm



From the
Anvil

Brompton Slimline Lever Espag. Lock Set

- Manufactured from solid bronze
- A contemporary design featuring a textured, knurled surface. The industrial styling of the diamond pattern creates a modern range of products that can be used consistently throughout a property

	Code	Size	Centres	Fixing Centres
K	TT018350	242 x 36 x 16mm	92mm	212mm



From the
Anvil

Newbury & Newbury Hammered Slimline Lever Espag. Lock Set

	Code	Size	Centres	Fixing Centres
L	TT003835	244 x 36 x 13mm	92mm	212mm
M	TT018348	244 x 36 x 13mm	92mm	212mm



From the
Anvil

Avon Slimline Lever Espag. Lock Set

- Manufactured from solid bronze containing a minimum of 85% copper. This finish is aged and then re-polished to highlight the lighter surface areas against the darker, detailed parts
- Avon lever handles are From The Anvils' signature design

	Code	Size	Centres	Fixing Centres
N	TT018355	242 x 36 x 16mm	92mm	212mm



From the
Anvil

Hinton Slimline Lever Espag. Lock Set

- Solid brass, intentionally tarnished using an accelerated ageing process that causes a dark patina to gather around the edges and recesses of the design. This rich colour offers a beautiful contrast against the repolished surface areas

	Code	Size	Centres	Fixing Centres
A	TT017441	244 x 36 x 13mm	92mm	212mm



From the
Anvil

Reeded Slimline Lever Espag. Lock Set

- Solid brass, intentionally tarnished using an accelerated ageing process
- A classic Regency lever set with a stylish reeded end that is well suited to traditional and contemporary settings alike

	Code	Size	Centres	Fixing Centres
B	TT000025	244 x 36 x 13mm	92mm	212mm



From the
Anvil

Newbury Slimline Lever Espag. Lock Set

- Hand forged from solid brass to create a product that's as beautiful as it is hardwearing
- Its simple, slender style fits well in many different property types

	Code	Size	Centres	Fixing Centres
C	TT003230	244 x 36 x 13mm	92mm	212mm



From the
Anvil

Newbury Hammered Lever Espag. Lock Set

- Forged from solid brass
- Anvils' collection of Hammered products are meticulously hand-hammered by their skilled Blacksmiths, to create a unique, textured surface that's well suited to a variety of settings

	Code	Size	Centres	Fixing Centres
D	TT018248	244 x 36 x 13mm	92mm	212mm



From the
Anvil

Avon Slimline Lever Espag. Lock Set

- Forged from solid brass
- This finish will continue to oxidise and age as it is an unlacquered finish, meaning the finish will darken over time. If the product becomes tarnished or too dark, it can be polished on all surface areas

	Code	Size	Centres	Fixing Centres
E	TT017610	242 x 32 x 13mm	92mm	212mm




From the
Anvil

Art Deco Slimline Lever Espag. Lock Set


- Forged from solid brass
- It's clean, geometric styling will offer a touch of sophistication to any door

	Code	Size	Centres	Fixing Centres
F	TT041930	258 x 36 x 14mm	92mm	212mm



Avon Lever Espag. Lock Set

	Code	Size	Centres	Fixing Centres
G	OEI00160	242 x 32 x 13mm	92mm	212mm
H	OEI01360	241 x 48 x 5mm	92mm	215mm



Regency Lever Espag. Lock Set

	Code	Size	Centres	Fixing Centres
I	TT017791	242 x 32 x 13mm	92mm	212mm
J	TT000235	241 x 48 x 5mm	92mm	215mm



Cottage Slimline Lever Espag. Lock Set

- Pewter Patina products are forged from a durable base of steel and boast a rich, luxurious appearance. Manufacturing techniques create contrasting textures on the surface of the metal to create a rich appearance with an abundance of charm

	Code	Size	Centres	Fixing Centres
K	TT000020	242 x 32 x 13mm	92mm	212mm



Cromwell Lever Espag. Lock Set

- Hand forged from a durable base of steel
- Inspired by Anvils' Tudor range, but with a sleek straight lever to give a more contemporary edge

	Code	Size	Centres	Fixing Centres
L	OEI00220	273 x 40 x 5mm	92mm	243mm



Narrow Espag. Lock Set

- Pewter Patina products are forged from a durable base of steel and boast a rich, luxurious appearance. Manufacturing techniques create contrasting textures on the surface of the metal to create a rich appearance with an abundance of charm
- This Narrow lever features a stylish twist, hand forged by Anvils' skilled Blacksmiths


	Code	Size	Centres	Fixing Centres
M	OEI00810	220 x 30 x 5mm	92mm	123mm



Brompton Slimline Lever Espag. Lock Set


- Forged from a durable base of steel
- A contemporary design that features a textured, knurled surface. The industrial styling of the diamond pattern creates a modern range of products that can be used consistently throughout a property

	Code	Size	Centres	Fixing Centres
N	TT018253	242 x 32 x 13mm	92mm	212mm



Avon Lever Espag. Lock Set

	Code	Size	Centres	Fixing Centres
A	OE022350	242 x 32 x 13mm	92mm	212mm
B	OE022770	241 x 48 x 5mm	92mm	215mm



Regency Lever Espag. Lock Set

	Code	Size	Centres	Fixing Centres
C	TT017790	242 x 32 x 13mm	92mm	212mm
D	TT018200	241 x 48 x 5mm	92mm	215mm



Gothic Curved Lever Espag. Lock Set

- This range is inspired by the medieval period, but the lever handle has been hammered by hand to give a smooth, curved shape and combine heritage with comfort

	Code	Size	Centres	Fixing Centres
E	OE026440	248 x 44 x 5mm	92mm	214mm



Cromwell Lever Espag. Lock Set

- Anvils' expert Blacksmiths hand forge each Cromwell handle from mild steel to make each product unique
- Inspired by the Tudor range, but with a sleek straight lever to give a more contemporary edge

	Code	Size	Centres	Fixing Centres
F	OE022520	273 x 40 x 5mm	92mm	243mm



Cottage Slimline Lever Espag. Lock Set

- Forged from mild steel
- The Cottage collection is part of a traditional range of sprung lever handles. This timeless design best lends itself to cottages and period dwellings

	Code	Size	Centres	Fixing Centres
G	TT000015	242 x 32 x 13mm	92mm	212mm



Narrow Espag. Lock Set

- Anvils' black finish is a popular choice in traditional settings. Its subtle sheen offers a bold contrast on stained and painted timber alike. During the manufacturing process, Black products are baked in a high-temperature oven, giving them durable, corrosion-resistant qualities

	Code	Size	Centres	Fixing Centres
H	OE022730	220 x 30 x 5mm	92mm	123mm



From the
Anvil

Tudor Lever Espag. Lock Set

- Anvils' talented Blacksmiths hand forge each Tudor handle from mild steel, making every product unique
- Taking inspiration from the Tudor period, this handle is well suited to historic homes and period dwellings

	Code	Size	Centres	Fixing Centres
I	OE021270	273 x 40 x 5mm	92mm	243mm



VERSA
SECURITY HARDWARE

Multi Point Door Handle

- Retro fit door handle with adjustable centres
- Bolt through fixings
- Supplied complete with screws & spindle
- To suit both sprung & unsprung lock cases

	Code	Size	Centres	Fixing Centres
J	LU040365	290 x 30mm	62-95mm	260mm



TSS
TRAIN SECURITY
SUPPLIES

Multi Point Door Handle

- Supplied complete with screws & spindle
- Sprung levers

	Code	Size	Centres	Fixing Centres
L	TS000206	212 x 34mm	92mm	122mm
	TS000211	242 x 34mm	92mm	210mm



chameleon
adaptable front of entry

Pro 59-96mm Centres Adaptable Handle

- An ideal retrofit solution, the Chameleon Pro Handle features an adaptable handle height (to accommodate both inline and offset centres between 59-96mm) and adaptable screw centres
- Nylon seal on sliding mechanism to provide ingress protection
- Adaptable centres allow easy installation on locks with offset centres
- Double spring mechanism to allow handles to return to horizontal position
- Concealed external fixing head and outer plate for increased security
- Adaptable backplate enables handle to accommodate a wide range of screw hole centres
- 10 Year guarantee

	Code	Size	Centres	Fixing Centres
K	OA043225	290 x 30.8mm	59-96mm	156-242mm
	LA180105	290 x 34mm	59-96mm	156-242mm




chameleon
adaptable front of entry

Pro XL Lever/Pad 59-96mm Centres Adaptable Handle

- Adaptable centres allows easy installation on locks with offset centres
- Supplied with both a split spindle & a solid spindle


	Code	Size	Centres	Fixing Centres
M	OA432235	290 x 34mm	59-96mm	156-242mm



Regency Lever Espag. Lock Set

- A popular choice for many homes, with its smooth design complementing a variety of interior styles
- This handle is unsprung but has a stylish boss design which provides both elegance and practicality
- Lever handle for external doors where multi-point locking is required, set includes an internal and external lever espag. lock handle
- Suitable for use with a multi-point lock or French door kit in conjunction with a euro cylinder
- Supplied with matching SS bolt through fixings

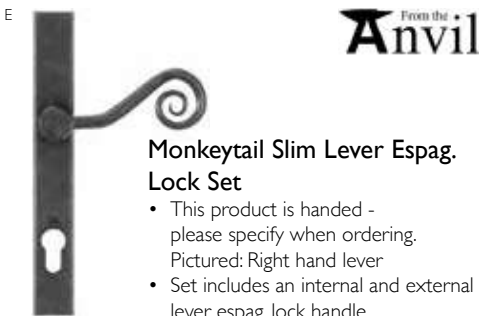
	Code	Size	Centres	Fixing Centres
A	TT017784	242 x 32 x 13mm	92mm	212mm
B	TT018201	241 x 48 x 5mm	92mm	215mm



Avon Lever Espag. Lock Set

- From The Anvils' signature design - loved for their timeless simplicity. Each lever is hand-hammered into shape by their expert Blacksmiths to give it a contemporary, yet individual edge
- Strong double spring incorporated into its stylish boss design which provides both elegance and practicality
- Lever handle for external doors where multi-point locking is required, set includes an internal and external lever espag. lock handle
- Suitable for use with a multi-point lock or French door kit in conjunction with a euro cylinder
- Supplied with matching SS bolt through fixings

	Code	Size	Centres	Fixing Centres
C	TT003510	242 x 32 x 13mm	92mm	215mm
D	TT003515	241 x 48 x 5mm	92mm	215mm



Monkeytail Slim Lever Espag. Lock Set

- This product is handed - please specify when ordering. Pictured: Right hand lever
- Set includes an internal and external lever espag. lock handle

	Code	Size	Centres	Fixing Centres
	TT018726	242 x 32 x 13mm	92mm	212mm
E	TT018727	242 x 32 x 13mm	92mm	212mm



Cottage Slimline Lever Espag. Lock Set

- A strong double spring incorporated into its stylish boss design which provides both elegance and practicality
- Set includes an internal and external lever espag. lock handle

	Code	Size	Centres	Fixing Centres
F	TT018202	242 x 32 x 13mm	92mm	212mm



Telescopic Letter Plate

- This telescopic letter plate conforms to BS EN13724:2002 and has a spring-loaded, 180-degree flap with brush inserts
- When used with an intumescent strip, has achieved a Warrington Fire Test Report (WF Report No. I65855) 60 Minute within a section of timber based door leaf
- Tested to BS 476-22:1987 Fire Tests on Building Materials and Structures when used with an intumescent strip
- Sleeve depth 20-40 or 40-80mm
- **Size:** 310 x 76mm
- **Finishes:** chrome, silver, gold, white, black

	Code	Aperture	Fixing Centres	Finish
G	GA010035	257 x 38mm	270mm	Chrome
H	GA016015	257 x 38mm	270mm	White



Telescopic Letter Plate

- Outward facing brushes provide an anti-vandal feature
- 180 Degree opening flap means it will not snap if opened too far and the blind bolts prevent the outer frame being unscrewed from the door externally
- These letter plates also have an internal water seal that prevents water from getting into the door panel and stops letters getting wet
- Sleeve depth 40-80mm
- **Sizes:** 250 x 65mm, 300 x 65mm
- **Finishes:** polished gold, polished silver, silver, white, black

	Code	Aperture	Fixing Centres	Finish
I	TS000219	197 x 40mm	226mm	Silver
J	TS000222	250 x 40mm	280mm	Gold



Traditional Letterbox

- Supplied as a full kit - contains a tunnel and brushes to reduce drafts and insulate the door
- Minimum door thickness: 42mm, maximum door thickness: 72mm
- **Size:** 315 x 92mm
- **Finishes:** polished chrome, polished nickel, polished brass, satin brass, aged brass, aged bronze, polished stainless steel, satin stainless steel, pewter, beeswax, black, matt black

	Code	Aperture	Fixing Centres	Finish
K	TT017558	264 x 62mm	283mm	Polished Nickel
L	TT040785	264 x 62mm	283mm	Black



UPVC Espagnolette Window Handle Inline

- Supplied with 5 spindles - 10mm, 15mm, 30mm, 43mm and 55mm
- Supplied with 1 key and quick-cut retaining bolts
- Built-in 90° stop to prevent excessive force on the espagnolette gearbox
- **Finishes:** polished chrome, satin chrome, polished gold, white, black

	Code		Finish
A	LU040600	Non-handed	White



UPVC Espagnolette Window Handle Offset

- Supplied with 5 spindles, measuring 10mm, 15mm, 30mm, 43mm and 55mm
- Supplied with 1 key and quick-cut retaining bolts
- Built-in 90° stop to prevent excessive force on the espagnolette gearbox
- Handed product
- **Finishes:** polished chrome, satin chrome, polished gold, white, black

	Code		Finish
B	LU040570	Left Hand	Polished Gold



Tokyo Locking Handle For Tilt And Turn Windows

- With a backplate of 66mm x 29mm, this window handle locks in the closed position as well as in the tilt position
- Supplied with 2 bolts and a key
- **Finishes:** chrome, brass, gold, silver, white, black

	Code		Finish
C	OM040060	Non-handed	Silver



Adaptable Multi Spindle Offset Window Espag. Handle

- Magnetic spindle fixing
- Handed product
- Complete with 10mm, 15mm, 30mm, 43mm and 55mm spindles
- **Finishes:** polished chrome, satin chrome, polished brass, white, black

	Code		Finish
D	LA180315	Left Hand	Black

Inline Espag. Handle

- Unique slim lock and key release cylinder which is the perfect solution for windows where a blind has been fitted
- Standard 43mm espag. hole fitting
- Spindle: 15mm, 30mm or 50mm
- 10 Year guarantee
- Supplied with colour matching screw cover and fixings
- Key locking
- Compact non handed design
- Suitable for aluminium, timber or UPVC
- **Finishes:** polished chrome, white, grey, black

	Code		Spindle	Finish
E	WA012060	Non-handed	15mm	Black
F	WA012055	Non-handed	30mm	White



From the Anvil



Monkey Tail Espag Handle

- Handed product-specify left or right hand when ordering
- Can be locked by way of a grub screw
- Can be used with an espag gearbox & window lock
- Supplied with matching SS M5 screws
- **Finishes:** polished brass, black, handmade pewter; antique pewter; beeswax

Code	Handle	Overall Length	Finish
G TT001085	100mm RH	122mm	Polished Brass

From the Anvil



Avon Espag Handle

- Reversible handle for both left and right handed windows
- Can be locked by way of a grub screw
- Can be used with an espag gearbox & window lock
- Supplied with matching SS M5 screws
- **Finishes:** polished brass, aged brass, polished nickel, polished chrome, aged bronze, polished bronze, polished stainless steel, satin stainless steel, beeswax, pewter; black

Code	Handle	Overall Length	Finish
H TT018381	142mm	170mm	Polished Bronze

From the Anvil



Hinton Espag Handle

- Handed product-specify left or right hand
- Can be locked by way of a grub screw
- Can be used with an espag gearbox & window lock
- Supplied with matching SS M5 screws
- **Finishes:** polished brass, aged brass, polished nickel, polished chrome, aged bronze, polished bronze

Code	Handle	Overall Length	Finish
I TT017483	142mm LH	170mm	Aged Bronze

From the Anvil



Reeded Espag Handle

- Handed product-specify left or right hand
- Can be locked by way of a grub screw
- Can be used with an espag gearbox & window lock
- Supplied with matching SS M5 screws
- **Finishes:** polished brass, aged brass, polished nickel, polished chrome, aged bronze, polished bronze

Code	Handle	Overall Length	Finish
J TT000535	142mm LH	170mm	Polished Nickel

From the Anvil



Newbury Espag Handle

- Handed product-specify left or right hand
- Can be locked by way of a grub screw
- Can be used with an espag gearbox & window lock
- Supplied with matching SS M5 screws
- **Finishes:** polished brass, satin brass, aged brass, polished nickel, polished chrome, aged bronze, polished bronze, polished stainless steel, satin stainless steel, pewter; matt black

Code	Handle	Overall Length	Finish
K TT003340	142mm LH	170mm	Aged Brass

From the Anvil



Shepherd's Crook Espag Handle

- Handed product-specify left or right hand when ordering
- Can be locked by way of a grub screw
- Can be used with an espag gearbox & window lock
- Supplied with matching SS M5 screws
- **Finishes:** black, handmade pewter; beeswax

Code	Handle	Overall Length	Finish
L OE027750	104mm LH	129mm	Black

chameleon

THE ULTIMATE UPVC HANDLE

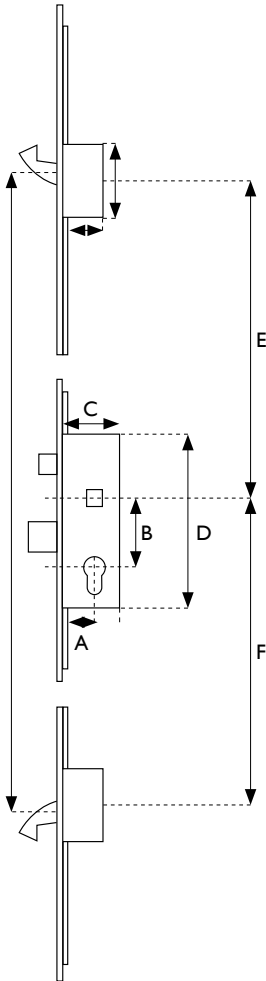
The only UPVC door handle to feature adaptable screw hole centres and handle height

- Replaces 99% of existing door handles on the market without the need to drill new holes
- The tapered backplate makes it ideal for retrofitting, providing an extra wide 34mm span while maintaining style
- Can replace most UPVC door handles using a cleverly designed adaptable backplate which can accommodate a wide range of screw centres
- Available in 5 popular finishes

**NO DRILLING. NO MESS.
UPVC RETROFIT MADE EASY.**



Measuring A Multi Point Lock



- To identify your multi point take measurements A - F
- Measurement A is the backset
- Measurement B are the centres
- Measurement C is the case width
- Measurement D is the case height
- Measurements E and F are the distance between the locking point boxes
- Is there a brand name or markings on the face plate?
- One piece or three piece lock construction?

A



Multi Point Door Locks

- Face plate 16mm or 20mm
- 92mm Centres
- Can be cropped to replace the majority of multi point locks in the UK market
- Specific locks & keeps are designed to suit UPVC, wood or composite door profiles
- Non handed, reversible latch
- Keeps that suit any profile are also sold separately

Code		Backset
16mm Face Plate		
LU040020	2 Hook, 2 Roller, Lift Lever	28mm
LU040030	2 Hook, 2 Roller, Lift Lever	30mm
LU040032	2 Hook, 2 Roller, Lift Lever	40mm
OB909160	2 Hook, 2 Roller, Lift Lever	55mm
A LU040040	2 Hook, 2 Roller, Split Follower	35mm
LU040045	2 Hook, 2 Roller, Split Follower	45mm
20mm Face Plate		
LU040042	2 Hook, Split Spindle	35mm
LU040047	2 Hook, Split Spindle	45mm
LU040049	2 Hook, Split Spindle	55mm



Adaptable Centre Latch And Deadbolt Keep

- Robust steel construction
- Cam fastenings allow full adjustment of each locking point
- Fully adjustable packers
- Keep to suit Chameleon modular repair lock centre case

	Code	Size
A	LA180365	300 x 35mm



Adaptable Door Restrictor

- This door restrictor is easy to install and will only allow the door to be opened up to 90°

	Code	
B	LA180360	Reversible handing



Adaptable Hook Keep

- Supplied as a pair
- Cam fastenings allow full adjustment of each locking point
- Fully adjustable packers
- Keep to suit Chameleon modular repair lock hook locking point

	Code	Size
C	LA180595	290 x 35mm



'Get Out Of Jail' UPVC Door Repair Kit

- Adaptable furniture accommodates a wide range of screw hole centres
- Supplied with 2 locking point kits (hooks & rollers and mushroom and roller)
- Covers 25mm, 28mm, 30mm & 35mm backsets (25mm faceplate reverses to make 28mm)
- 3 centre cases supplied
- Supplied complete with strikes, handles and spindle conversion kit
- Will suit the majority of applications
- 10 Year guarantee



Adaptable Lock Roller And Hook Keep

- Supplied as a pair (top & bottom)
- Cam fastenings allow full adjustment of each locking point
- Fully adjustable packers
- Keep to suit Chameleon modular repair lock hook & roller locking points

	Code	Size
D	LA180370	290 x 35mm

	Code	Screw Fixings	Centres
E	OA043245	122mm - 242mm	92mm

F



Adaptable Shootbolt

- Will retrofit most models
- Suitable for both french doors and windows
- Supplied as a pair (top & bottom)

	Code	Length	Keeps
F	LA180250	250mm/155mm	30 x 43mm

G



Adaptable Twin Locking Point Patio Repair Kit

- Ideal for replacing various obsolete patio locks
- Supplied without cylinder
- Euro profile
- Adaptable backset (18.5mm, 21.5mm, 24.5mm & 27.5mm)
- Kit includes: Lock, faceplate, keep, handles and levers
- **Finishes:** black, brown, gold, silver, white

	Code		Backset
G	LA180425	Euro Profile	18.5/21.5/24.5/17.5mm

H



Universal Schlegel Handle Set for Patio Doors

- A suitable replacement for Schlegel patio handles with a 133mm screw centre and 40mm between spindle and euro
- This handles' large backplate covers the mess left behind by 95% of handles that were previously on the door
- **Finishes:** black, white

	Code	Size	Centres
H	LU040795	295 x 30mm	133mm

I

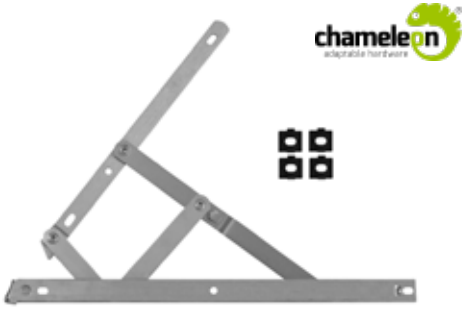


Patio Door Lock

- A versatile replacement patio door lock with 133mm screw centres and an adjustable backset
- Includes packers designed to adjust the patio lock backset between: 18.5mm, 21.5mm, 24.5mm and 27.5mm
- The measurement between the pins are 180mm in the unlocked position and 240mm in the locked position
- This lock is supplied with keeps

	Code	Faceplate Size	Centres
I	LU040805	300mm x 25mm	133mm

A



Easy Clean Side Hung Egress Friction Hinge

- Packers included (set of 4)
- Smooth operation
- Complies with BS5588 Part 1: 1990 and Building Regulations Approved Document B for fire escape windows
- Easy-clean position for safe cleaning of glass from within
- Allows 90° casement window opening for emergency exit

	Code	Stack Height	Size
A	OA043265	13-17mm	300mm
	OA043275	13-17mm	400mm

B



Friction Stay Hinges

- Sold in pairs
- Top or side hung

	Code	Stack Height	Size
	LU040190	13-17mm	8" / 209mm
B	LU040200	13-17mm	10" / 259mm
	LU040210	13-17mm	12" / 310mm
	LU040220	13-17mm	16" / 412mm
	LU040230	13-17mm	20" / 513mm
	LU040240	13-17mm	24" / 615mm

C



Adaptable Window Blade/Fork Drive Handle

- The handle will engage in four positions
- Interchangeable fixing position
- The handle can be locked with the key in either the top or bottom positions
- Supplied with 2 keys & 2 fixing bolts
- The handle comes both with a fork and a blade
- Often used on commercial applications

	Code	Handle Length	Body Length	Body Width
C	LA180330	125mm	122mm	32mm

D



Handleblocker Repair Window Espag Handle Pair

- A combined window espag, handle and sash jammer which is ideal for repairing or securing broken or vulnerable windows. The offset handles are supplied in pairs with one for left hand and one for right hand use, as well as 1 key, fixings, optional spindle and screw cover caps
- To suit backsets from 21mm to 23mm
- Supplied with 35mm removable spindle, 1x base packer and 3 x packers
- Ideal to secure or upgrade broken or vulnerable windows

	Code	Handle Length	Backset
D	OA043255	135mm	21-23mm



SARACEN

Window Deadbolt Gearbox

- The Saracen 1 window deadbolt uses clip in rods which push and twist to secure in place
- The Saracen gearbox accepts a 7mm spindle from a locking or non locking window handle

	Code	Faceplate	Body	Backset
E	GA260070	90 x 15mm	61 x 30mm	22mm



SARACEN

Window Rollerbolt Gearbox

- The Saracen 3 window roller bolt uses threaded rods that screw into place
- The Saracen gearbox accepts a 7mm spindle from a locking or non locking window handle

	Code	Faceplate	Body	Backset
F	GA260090	90 x 15mm	61 x 28mm	16mm



SARACEN

Window Deadbolt Gearbox

- The Saracen 4 & 5 gearboxes attach to extension pieces via serrated connections, also known as crocodile teeth fixings
- The Saracen 5 22mm backset variant has a unique cranked forend design

	Code	Faceplate	Body	Backset
G	GA260095	90 x 15mm	61 x 28mm	20mm
	GA260105	96 x 15mm	61 x 28mm	22mm



maco

Window Shootbolt Espagnolette Gearbox

- The Maco MK1 gearbox is designed to fit casement windows with euro groove profiles
- These centre gearboxes work in conjunction with shootbolts via serrated connections
- Compatible with all standard espag. handles with 43mm fixing centres with a 7mm square spindle

	Code	Faceplate	Gearbox	Backset
H	CDI10450	160 x 16mm	58 x 7mm	20mm
	LU011825	160 x 16mm	58 x 7mm	22mm



VERSA
SECURITY HARDWARE

UPVC Universal Roller/Mushroom Keeps

- Universal roller or mushroom keeps to suit the V-ESPAG
- A unique keep that can be used for either mushrooms or rollers
- Supplied as a pair

	Code	Size	Keep Size	Fixing Centres
I	LU040300	65 x 18mm	40 x 18mm	53mm




avocet
AAABR5943000

Universal Window Mushroom Keep

- Universal mushroom keep for window espags.

	Code	Size	Screw Centres
J	LU012500	57 x 33mm	15mm

A



Multi Point Window Locks



- A unique replacement espag. system that can be cropped between 400mm and 1000mm and converted from inline to offset by simply removing the packer piece
- Available in 21mm or 25mm backsets. Available in 13mm (slimline) or 16mm (standard) faceplate widths
- Espag. faceplate can be cropped below 400mm on one side where the espag is to be used as a replacement for a reach mechanism

	Code		Face Plate	Backset
A	LU040170	Inline/Offset	13mm	21mm
	LU040180	Inline/Offset	13mm	25mm
	LU040150	Inline/Offset	16mm	21mm
	LU040160	Inline/Offset	16mm	25mm

B




UPVC Locking Sash Jammer

- Locking sash blockers, supplied with packers come in two colours and are designed for use on UPVC windows
- Each colour comes with 2 matching packers and a key
- Suitable for inward and outward opening windows
- **Finishes:** white, brown

	Code	Size	Finish
B	TS000245	60 x 20mm	White

C



Spindle And Screw Fixing Kit

- This pack is ideal to have when installing UPVC doors & windows, the bolts & spindle are supplied long so that they can be cut down to size on site if required
- Includes: 2 x 80mm bolts & 1 x 160mm long 8mm spindle
- **Finishes:** polished brass, nickel plated, white, black

	Code	Size	Finish
C	LA180400	60 x 20mm	White

D



3D Triad Flag Hinge

- 500 Hours salt spray testing for corrosion resistance
- Load tested to 100kg on 3 hinges
- Endurance tested to 100,000 operations
- To suit rebate heights 12-16mm, 3 way adjustment
- **Finishes:** polished chrome, gold, black

	Code	Finish
D	WB010150	Polished Chrome

E



UPVC Butt Hinge

- Flat Butt hinges designed to suit most UPVC profiles
- Up to 1.5mm adjustment built in for on or off the door
- Removable pin for ease of fitting and security grub screw to prevent unauthorised removal
- **Finishes:** white, brown, black

	Code	Size	Finish
E	TS001020	115 x 15mm	White

New Satin Brass Range



Our stunning new collection of Satin Brass hardware is made from the finest quality solid brass. Each product is carefully brushed with a satin wheel to give them their distinctive markings, and then coated in a high-quality matt lacquer to ensure they'll last for years to come. This new range adds to our Collection of 22 other quality finishes all available to buy from A.C. Leigh.



DOOR
FURNITURE



WINDOW
FURNITURE




CABINET
FURNITURE



LIGHTING
RANGE



HOMEWARE
RANGE



Straight Lever Range

- Solid brass
- Euro lock set - can be used with a euro sash lock in conjunction with a euro cylinder
- Lever lock set - for use with a 5 lever mortice sash lock

	Code		Size	Centres
A	TT018342	Euro Lock	148 x 39 x 8mm	47mm
	TT000410	Lever Lock	148 x 39 x 8mm	57mm

Looking for Multi Point Handles?

See Pages 6-20

MORE AVAILABLE



Andros Lever Range

- Solid brass
- Standard plate also available - 180 x 40mm
- Euro lock set - can be used with a euro sash lock in conjunction with a euro cylinder
- Lever lock set - for use with a 5 lever mortice sash lock

	Code		Size	Centres
	OB221050	Euro Lock	240 x 40mm	47.5mm
B	OB221000	Lever Lock	240 x 40mm	57mm



Oakley Lever Range

- Solid brass
- Euro lock set - can be used with a euro sash lock in conjunction with a euro cylinder
- Lever lock set - for use with a 5 lever mortice sash lock

	Code		Size	Centres
	OB220050	Euro Lock	170 x 42 x 10mm	47.5mm
C	OB220230	Lever Lock	170 x 42 x 10mm	57mm



Victorian Lever Range

- Solid brass
- Euro lock set - can be used with a euro sash lock in conjunction with a euro cylinder
- Lever lock set - for use with a 5 lever mortice sash lock

	Code		Size	Centres
	OB092010	Euro Lock	150 x 42 x 10mm	47.5mm
D	OB092000	Lever Lock	150 x 42 x 10mm	57mm



Victorian Scroll Lever Range

- Solid brass
- Euro lock set - can be used with a euro sash lock in conjunction with a euro cylinder
- Lever lock set - for use with a 5 lever mortice sash lock

	Code		Size	Centres
E	OB091035	Euro Lock	205 x 49 x 8mm	47.5mm
	OB091980	Lever Lock	205 x 50 x 9mm	57mm



Heritage Brass

Charlbury Lever Range

- Solid brass
- Euro lock set - can be used with a euro sash lock in conjunction with a euro cylinder
- Lever lock set - for use with a 5 lever mortice sash lock

	Code		Size
F	OB908315	Euro Lock	184 x 41 x 11mm
	OB032880	Lever Lock	184 x 41 x 11mm



Heritage Brass

Savoy Lever Range

- Solid brass
- Euro lock set - can be used with a euro sash lock in conjunction with a euro cylinder
- Lever lock set - for use with a 5 lever mortice sash lock

	Code		Size
	OB908340	Euro Lock	171 x 42 x 10mm
G	OB032610	Lever Lock	171 x 42 x 10mm



Heritage Brass

Kendal Lever Range

- Solid brass
- Euro lock set - can be used with a euro sash lock in conjunction with a euro cylinder
- Lever lock set - for use with a 5 lever mortice sash lock

	Code		Size
	OB908345	Euro Lock	162 x 43 x 9mm
H	OB908350	Lever Lock	162 x 43 x 9mm



Heritage Brass

Howard Lever Range

- Solid brass
- Euro lock set - can be used with a euro sash lock in conjunction with a euro cylinder
- Lever lock set - for use with a 5 lever mortice sash lock

	Code		Size
I	OB908355	Euro Lock	170 x 48 x 11mm
	OB908360	Lever Lock	170 x 48 x 11mm



Heritage Brass

Sophia Lever Range

- Solid brass
- Euro lock set - can be used with a euro sash lock in conjunction with a euro cylinder
- Lever lock set - for use with a 5 lever mortice sash lock

	Code		Size
J	OB908365	Euro Lock	155 x 40 x 10mm
	OB908370	Lever Lock	155 x 40 x 10mm




Heritage Brass

Maya Lever Range

- Solid brass
- Euro lock set - can be used with a euro sash lock in conjunction with a euro cylinder
- Lever lock set - for use with a 5 lever mortice sash lock

	Code		Size
	OB906815	Euro Lock	181 x 42 x 11mm
K	OB906765	Lever Lock	181 x 42 x 11mm



Letter Plate

- Solid brass

	Code	Size	Aperture	Fixing Centres
	TT000995	252 x 96mm	204 x 48mm	230mm
A	TT000030	304 x 96mm	232 x 56mm	268mm



Art Deco Letter Plate

- Solid brass

	Code	Size	Aperture	Fixing Centres
B	TT001640	304 x 85mm	200 x 48mm	253mm



Letter Plate Cover

- Solid brass

	Code	Size	Fixing Size
C	TT001000	265 x 130mm	78 x 12mm
	TT000035	354 x 130mm	78 x 12mm



Postal Letter Plate

- Solid brass

	Code	Size	Aperture	Fixing Centres
D	TT001635	300 x 115mm	204 x 40mm	250mm



Telescopic Letter Plate

- A spring-loaded, 180-degree flap with brush inserts and a colour code frame
- Fixing centres: 270mm

	Code	Size	Aperture	Sleeve Depth
E	GA010045	310 x 76mm	257 x 38mm	20 - 40mm
	GA010111	310 x 76mm	257 x 38mm	40 - 80mm



Gravity Curved Letter Plate

- Solid brass

	Code	Size	Aperture	Fixing Centres
F	OB906330	280 x 78mm	215 x 42mm	250mm

G

 CARLISLE BRASS



Plain Letter Plate

- Solid brass
- **Sizes:** 254 x 78mm, 257 x 81mm, 278 x 96mm, 282 x 80mm, 306 x 104mm, 359 x 113mm, 401 x 124mm

	Code	Size	Aperture	Fixing Centres
G	OB091800	306 x 104mm	249 x 61mm	275mm

H

 CARLISLE BRASS



Curved Pattern Letter Plate Cover

- Solid brass

	Code	Size	Fixing Size
H	OB090840	280 x 62mm	58mm
	OB095680	300 x 95mm	58mm
	OB090850	355 x 127mm	58mm

I

 CARLISLE BRASS



Victorian Gravity Flap Letter Plate

- Solid brass

	Code	Size	Aperture	Fixing Centres
I	OB096045	270 x 72mm	200 x 41.5mm	251mm

J

 CARLISLE BRASS



Postal Knocker Letter Plate

- Solid brass

	Code	Size	Aperture	Fixing Centres
J	OB090400	256 x 80mm	195 x 45mm	226mm

K

 Heritage Brass



Embossed Letter Plate

- Solid brass

	Code	Size	Aperture	Fixing Centres
K	OB906335	254 x 101mm	172 x 46mm	220mm

L

 Heritage Brass



Reeded Letter Plate

- Solid brass
- A bold, contemporary finish; low maintenance and easy to clean

	Code	Size	Aperture	Fixing Centres
L	OB908375	254 x 101mm	208 x 50mm	230mm



Brompton Door Knocker

- Solid brass

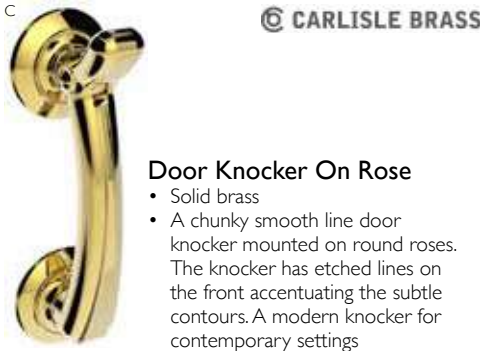
	Code	Ring	Fixing Plate
A	OB907970	145 x 90 x 15mm	55 x 45mm



Loop Door Knocker

- Solid brass

	Code	Length	Width	Projection
B	TT001285	160mm	63mm	33mm



Door Knocker On Rose

- Solid brass
- A chunky smooth line door knocker mounted on round roses. The knocker has etched lines on the front accentuating the subtle contours. A modern knocker for contemporary settings

	Code	Length	Width	Fixing Centres
C	OBI00085	137mm	42mm	95mm



Victorian Urn Pattern Door Knocker

- Solid brass

	Code	Length	Width	Fixing Centres
D	OB090992	152mm	77mm	95mm
	OB090990	196mm	99mm	126mm



Door Knocker

- Solid brass, slim knocker, particularly suitable for doors with narrow stiles
- Warm, mellow with a sense of heritage and comfort this highly polished finish is opulent without being flamboyant. Polished brass coordinates perfectly with traditional décor

	Code	Length	Width	Fixing Centres
E	OB905800	165mm	40mm	128mm



Urn Pattern Door Knocker

- Solid brass

	Code	Length	Width	Fixing Centres
F	OB908380	195mm	100mm	115mm

G

From the
Anvil



Lion Head Knocker

- Solid brass
- Anvil's extensive selection of door knockers are designed to suit a variety of doors including timber, composite, UPVC, and aluminium, offering both traditional and contemporary designs

	Code	Length	Width	Projection
G	TT000010	148mm	90mm	27mm

H

From the
Anvil



Doctors Door Knocker

- Solid brass

	Code	Length	Width	Projection
H	TT002760	196mm	57mm	69mm

I

CARLISLE BRASS



Ring Door Knocker

- Solid brass

	Code	Ring	Backplate	Fixing Centres
I	OB090975	127mm	79mm	112mm

J

CARLISLE BRASS



Doctor Knocker

- A luxurious heavyweight, hot forged solid brass door knocker
- Easily fitted & c/w fixing covers
- Stainless brass PVD long-life finish
- 25 Year finish guarantee
- Comes with a 10 year mechanical guarantee
- Will stay as good as new, even in coastal areas

	Code	Length	Width	Fixing Centres
J	OB100030	188mm	56mm	121mm

K

Heritage Brass




Ring Door Knocker

- Solid brass

	Code	Size	Fixing Centres
K	OB031180	107mm	90mm

L

Heritage Brass



Door Knocker

- Solid brass

	Code	Length	Width	Fixing Centres
L	OB905795	159mm	68mm	130mm



Art Deco Centre Door Knob

- Solid brass

	Code	Rose Ø	Knob Ø	Projection
A	TT018790	90mm	81mm	78mm



Brompton Centre Door Knob

- Solid brass
- More rose designs available including round rose

	Code	Rose	Knob Ø	Projection
B	OB907990	90 x 90 x 12mm	90mm	70mm



Centre Door Knob

- Solid brass

	Code	Rose Ø	Knob Ø	Projection
C	OB091935	86mm	71mm	79mm



Large Centre Door Knob

- Solid brass

	Code	Rose Ø	Knob Ø	Projection
D	OB091014	90mm	100mm	95mm



Octagon Centre Door Knob

- Solid brass

	Code	Rose Ø	Knob Ø	Projection
E	OB030430	66mm	57mm	81mm



Octagon Centre Door Knob

- Solid brass

	Code	Rose Ø	Knob Ø	Projection
F	OB031780	82mm	71mm	83mm

G



From the
Anvil

Round Centre Door Knob

- Solid brass

	Code	Rose Ø	Knob Ø	Projection
G	TT017659	80mm	73mm	85mm

H



From the
Anvil

Beehive Centre Door Knob

- Solid brass

	Code	Rose Ø	Knob Ø	Projection
H	TT040060	80mm	80mm	96mm

I



CARLISLE BRASS

Centre Door Knob

- Solid brass

	Code	Rose Ø	Knob Ø	Projection
I	OB200400	86mm	70mm	75mm

J



CARLISLE BRASS

Round Centre Door Knob

- Solid brass

	Code	Rose Ø	Knob Ø	Projection
J	OB200230	81mm	68mm	80mm

K



Heritage Brass

Square Centre Door Knob

- Solid brass

	Code	Rose Ø	Knob Ø	Projection
K	OB908385	89mm	76mm	72mm

L



Heritage Brass

Reeded Centre Door Knob

- Solid brass

	Code	Rose Ø	Knob Ø	Projection
L	OB908390	76mm	76mm	110mm

Can't find what
you're looking for?

Please get in touch with
your local branch.

MORE AVAILABLE

A

From the
Anvil



Rim Cylinder Pull

- Solid brass

	Code	Size
A	TT002830	81 x 50mm

B



C

CARLISLE BRASS



Bell Push

- Solid brass

	Code	Size
B	OB095587	79 x 30mm
C	OB240092	Ø 64mm

D



E

CARLISLE BRASS



Cylinder Pull

- Solid brass

	Code	Size
D	OB099055	76 x 47mm
E	OB091060	72 x 48mm

F



G

Heritage Brass



Bell Push

- Solid brass

	Code	Size
F	OB030220	83 x 33mm
G	OB908395	Ø 53mm

H



I

Heritage Brass



Cylinder Pull

- Solid brass

	Code	Size
H	OB030130	84 x 45mm
I	OB908400	84 x 45mm



Door Viewer

- Solid brass
- Angle of vision 180°

Code		Lens Ø
J TT003790	34-56mm door	13.7mm
TT017859	55-75mm door	13.7mm



Numerals & Letters

- Solid brass
- 0-9 & A-Z

Code		Size
K TT001785	3	78mm
L TT001870	C	78mm



Door Viewer

- Solid brass
- Door thickness 34-54mm
- Angle of vision 180°

Code		Lens Ø
M OB098125	Plastic lens	13.7mm
OB098120	Glass lens	13.7mm



Numerals & Letters

- Solid brass
- 0-9 76mm & A-D 50mm

Code		Size
N GC020570	I	76mm
O GC020120	A	50mm



Door Security Chain

- Solid brass

Code	Chain Retainer	Angle Plate
P OB031200	89 x 35mm	57 x 20mm



Numerals & Letters

- Solid brass
- 0-9 76mm & A-Z 51mm

Code		Size
Q OB908405	6	76mm
R OB908410	D	51mm

A Heritage Brass



Metro Lever Range

- Solid brass
- Euro lock set - can be used with a euro sash lock in conjunction with a euro cylinder
- Lever lock set - for use with a 5 lever mortice sash lock

	Code		Size
	OB908415	Euro Lock	170 x 50 x 3mm
A	OB908420	Lever Lock	170 x 50 x 3mm

B Heritage Brass



Diplomat Lever Range

- Solid brass
- Euro lock set - can be used with a euro sash lock in conjunction with a euro cylinder
- Lever lock set - for use with a 5 lever mortice sash lock

	Code		Size
B	OB908425	Euro Lock	170 x 42 x 9mm
	OB908430	Lever Lock	170 x 42 x 9mm

C Heritage Brass



Savoy Lever Range

- Solid brass
- Euro lock set - can be used with a euro sash lock in conjunction with a euro cylinder
- Lever lock set - for use with a 5 lever mortice sash lock

	Code		Size
C	OB908435	Euro Lock	171 x 42 x 10mm
	OB908440	Lever Lock	171 x 42 x 10mm

D Heritage Brass



Bedford Lever Range

- Solid brass
- Euro lock set - can be used with a euro sash lock in conjunction with a euro cylinder
- Lever lock set - for use with a 5 lever mortice sash lock

	Code		Size
	OB908445	Euro Lock	155 x 40 x 10mm
D	OB908450	Lever Lock	155 x 40 x 10mm

E Heritage Brass



Sandown Lever Range

- Solid brass
- Euro lock set - can be used with a euro sash lock in conjunction with a euro cylinder
- Lever lock set - for use with a 5 lever mortice sash lock

	Code		Size
	OB908455	Euro Lock	180 x 48 x 9mm
E	OB908460	Lever Lock	180 x 48 x 9mm

F Heritage Brass



Algarve Lever Range

- Solid brass
- Euro lock set - can be used with a euro sash lock in conjunction with a euro cylinder
- Lever lock set - for use with a 5 lever mortice sash lock

	Code		Size
	OB906935	Euro Lock	181 x 42 x 11mm
F	OB906885	Lever Lock	181 x 42 x 11mm



Heritage Brass

Buckingham Lever Range

- Solid brass
- Euro lock set - can be used with a euro sash lock in conjunction with a euro cylinder
- Lever lock set - for use with a 5 lever mortice sash lock

	Code		Size
	OB908465	Euro Lock	181 x 50 x 10mm
G	OB908470	Lever Lock	181 x 50 x 10mm



Heritage Brass

Astoria Lever Range

- Solid brass
- Euro lock set - can be used with a euro sash lock in conjunction with a euro cylinder
- Lever lock set - for use with a 5 lever mortice sash lock

	Code		Size
	OB908495	Euro Lock	185 x 44 x 10mm
J	OB908500	Lever Lock	185 x 44 x 10mm



Heritage Brass

Luna Lever Range

- Solid brass
- Euro lock set - can be used with a euro sash lock in conjunction with a euro cylinder
- Lever lock set - for use with a 5 lever mortice sash lock

	Code		Size
	OB908505	Euro Lock	185 x 41 x 11mm
	OB908510	Lever Lock	185 x 41 x 11mm



Heritage Brass



Bauhaus Lever Range

- Solid brass
- Espag, lock set - multi point lever handle, 92mm euro centres, handed
- Euro lock set - can be used with a euro sash lock in conjunction with a euro cylinder
- Lever lock set - for use with a 5 lever mortice sash lock

	Code		Size
	OB908475	Left Espag,	286 x 44.5 x 10mm
H	OB908480	Right Espag,	286 x 44.5 x 10mm
I	OB908485	Euro Lock	170 x 50 x 3mm
	OB908490	Lever Lock	170 x 50 x 3mm



Heritage Brass

Gio Reeded Lever Range

- Solid brass
- Euro lock set - can be used with a euro sash lock in conjunction with a euro cylinder
- Lever lock set - for use with a 5 lever mortice sash lock

	Code		Size
	OB908965	Euro Lock	185 x 48 x 9mm
L	OB908835	Lever Lock	185 x 48 x 9mm

A **Heritage Brass**



Letter Plate

- Solid brass
- **Sizes:** 203 x 76mm, 254 x 79mm, 331 x 80mm, 254 x 102, 305 x 102mm, 356 x 127mm, 411 x 125mm

	Code	Size	Aperture	Fixing Centres
A	OB905805	203 x 76mm	144 x 38mm	173mm

B **Heritage Brass**



Door Knocker

- Solid brass
- **Sizes:** 152 x 66mm, 195 x 100mm

	Code	Length	Width	Fixing Centres
B	OB905845	152mm	66mm	90mm

C **Heritage Brass**



Postal Knocker Letter Plate

- Solid brass

	Code	Size	Aperture	Fixing Centres
C	OB905840	254 x 79mm	188 x 42mm	219mm

D **Heritage Brass**



Door Knocker

- Solid brass

	Code	Size	Fixing Centres
D	OB905855	107mm	90mm

E **Heritage Brass**



Embossed Letter Plate

- Solid brass

	Code	Size	Aperture	Fixing Centres
E	OB099780	254 x 101mm	172 x 46mm	220mm

F **Heritage Brass**



Door Knocker

- Solid brass
- A modern alternative finish to traditional polished brass this attractive brushed texture beautifully mellows the colour of solid brass and adds warmth to both a traditional and a soft contemporary décor

	Code	Length	Width	Fixing Centres
F	OB099600	159mm	68mm	130mm

G



Heritage Brass

Round Centre Door Knob

- Solid brass

	Code	Rose Ø	Knob Ø	Projection
G	OB905890	78mm	68mm	80mm

H



Heritage Brass

Door Chain

- Solid brass

	Code	Chain Retainer	Angle Plate
H	OB905900	89 x 35mm	57 x 20mm

I



Heritage Brass

Square Centre Door Knob

- Solid brass

	Code	Rose Ø	Knob Ø	Projection
I	OB099610	89mm	76mm	72mm

J



Heritage Brass

Oblong Bell Push

- Solid brass

	Code	Size
J	OB905905	83 x 33mm

K



Heritage Brass

Octagon Centre Door Knob

- Solid brass

	Code	Rose Ø	Knob Ø	Projection
K	OB905895	66mm	57mm	81mm

L



Heritage Brass

Square Cylinder Pull

- Solid brass

	Code	Size
L	OB905910	84 x 45mm



Bauhaus Lever Range

- Solid brass
- Espag. lock set - multi point lever handle, 92mm euro centres, handed
- Euro lock set - can be used with a euro sash lock in conjunction with a euro cylinder
- Lever lock set - for use with a 5 lever mortice sash lock

Code		Size
OB908525	Left Espag.	286 x 44.5 x 10mm
A OB908530	Right Espag.	286 x 44.5 x 10mm
B OB908535	Euro Lock	170 x 50 x 3mm
OB908540	Lever Lock	170 x 50 x 3mm

Heritage Brass



Edwardian Lever Range

- Solid brass
- Euro lock set - can be used with a euro sash lock in conjunction with a euro cylinder
- Lever lock set - for use with a 5 lever mortice sash lock

Code		Size
OB908545	Euro Lock	153 x 49 x 10mm
C OB908550	Lever Lock	153 x 49 x 10mm



Victoria Lever Range

- Solid brass
- Euro lock set - can be used with a euro sash lock in conjunction with a euro cylinder
- Lever lock set - for use with a 5 lever mortice sash lock

Code		Size
D OB908555	Euro Lock	155 x 40 x 10mm
OB908560	Lever Lock	155 x 40 x 10mm



Heritage Brass

Sandown Lever Range

- Solid brass
- Euro lock set - can be used with a euro sash lock in conjunction with a euro cylinder
- Lever lock set - for use with a 5 lever mortice sash lock

Code		Size
OB908565	Euro Lock	180 x 48 x 9mm
E OB908570	Lever Lock	180 x 48 x 9mm



Heritage Brass

Windsor Lever Range

- Solid brass
- Euro lock set - can be used with a euro sash lock in conjunction with a euro cylinder
- Lever lock set - for use with a 5 lever mortice sash lock

Code		Size
F OB908575	Euro Lock	155 x 40 x 10mm
OB908580	Lever Lock	155 x 40 x 10mm



Heritage Brass

Buckingham Lever Range

- Solid brass
- Euro lock set - can be used with a euro sash lock in conjunction with a euro cylinder
- Lever lock set - for use with a 5 lever mortice sash lock

	Code		Size
	OB908585	Euro Lock	181 x 50 x 10mm
G	OB908590	Lever Lock	181 x 50 x 10mm



Heritage Brass

Gloucester Lever Range

- Solid brass
- Euro lock set - can be used with a euro sash lock in conjunction with a euro cylinder
- Lever lock set - for use with a 5 lever mortice sash lock

	Code		Size
H	OB908595	Euro Lock	185 x 41 x 11mm
	OB908600	Lever Lock	185 x 41 x 11mm



Heritage Brass

Astoria Lever Range

- Solid brass
- Euro lock set - can be used with a euro sash lock in conjunction with a euro cylinder
- Lever lock set - for use with a 5 lever mortice sash lock

	Code		Size
	OB908605	Euro Lock	185 x 44 x 10mm
I	OB908610	Lever Lock	185 x 44 x 10mm



Heritage Brass

Meridian Lever Range

- Solid brass
- Euro lock set - can be used with a euro sash lock in conjunction with a euro cylinder
- Lever lock set - for use with a 5 lever mortice sash lock

	Code		Size
J	OB908615	Euro Lock	170 x 47 x 11mm
	OB908620	Lever Lock	170 x 47 x 11mm



Heritage Brass

Roma Reeded Lever Range

- Solid brass
- Euro lock set - can be used with a euro sash lock in conjunction with a euro cylinder
- Lever lock set - for use with a 5 lever mortice sash lock

	Code		Size
	OB908840	Euro Lock	174 x 37 x 9mm
K	OB908970	Lever Lock	174 x 37 x 9mm



Heritage Brass

Trident Lever Range

- Solid brass
- Euro lock set - can be used with a euro sash lock in conjunction with a euro cylinder
- Lever lock set - for use with a 5 lever mortice sash lock

	Code		Size
	OB908635	Euro Lock	170 x 50 x 3mm
L	OB908640	Lever Lock	170 x 50 x 3mm



Letter Plate

- Solid brass
- **Sizes:** 203 x 76mm, 254 x 79mm, 331 x 80mm, 254 x 102, 305 x 102mm, 356 x 127mm, 411 x 125mm

	Code	Size	Aperture	Fixing Centres
A	OB905940	356 x 127mm	287 x 64mm	320mm



Lion Door Knocker

- Solid brass

	Code	Length	Width	Fixing Centres
B	OB905955	107mm	77mm	100mm/152mm



Postal Knocker Letter Plate

- Solid brass

	Code	Size	Aperture	Fixing Centres
C	OB099490	254 x 79mm	188 x 42mm	219mm



Door Knocker

- Solid brass
- With russet hues and a brass undertone, this variation on brass retains a warm and mellow character but adds age and maturity by highlighting the variance of shades making each piece both alluring and unique
- This slim knocker is particularly suitable for doors with narrow stiles

	Code	Length	Width	Fixing Centres
D	OB905960	165mm	40mm	128mm



Embossed Letter Plate

- Solid brass

	Code	Size	Aperture	Fixing Centres
E	OB905950	254 x 101mm	172 x 46mm	220mm



Doctor Door Knocker

- Solid brass
- This heavy and robust door knocker was used to identify the front door of the Doctor's house, hence it is known as a "Doctors Knocker"

	Code	Length	Width	Fixing Centres
F	OB905965	192mm	43mm	123mm



Heritage Brass

Square Centre Door Knob

- Solid brass

	Code	Rose Ø	Knob Ø	Projection
G	OB905970	89mm	76mm	72mm



Heritage Brass

Door Chain

- Solid brass

	Code	Chain Retainer	Angle Plate
H	OB905985	89 x 35mm	57 x 20mm



Heritage Brass

Octagon Centre Door Knob

- Solid brass

	Code	Rose Ø	Knob Ø	Projection
I	OB905975	82mm	71mm	83mm



Heritage Brass

Numerals 0-9

- Solid brass

	Code		Size
J	OB905990	I	76mm
K	OB906030	9	76mm



Heritage Brass

Stepped Round Centre Door Knob

- Solid brass

	Code	Rose Ø	Knob Ø	Projection
L	OB905980	89mm	76mm	80mm




Heritage Brass

Letters A-Z

- Solid brass

	Code		Size
M	OB906040	A	51mm
N	OB906165	Z	51mm


Front Door Furniture - Aged Brass



Hinton Lever Range

- Solid brass
- Narrow espag. lock set - multi point lever handle, 212mm fixing centres
- Euro lock set - can be used with a euro sash lock in conjunction with a euro cylinder
- Lever lock set - for use with a 5 lever mortice sash lock

	Code		Size	Centres
A	TT017441	Narrow Espag.	244 x 36 x 13mm	92mm
	TT017440	Euro Lock	152 x 50 x 8mm	47mm
B	TT017437	Lever Lock	152 x 50 x 8mm	57mm



Reeded Lever Range

- Solid brass
- Narrow espag. lock set - multi point lever handle, 212mm fixing centres
- Euro lock set - can be used with a euro sash lock in conjunction with a euro cylinder
- Lever lock set - for use with a 5 lever mortice sash lock

	Code		Size	Centres
C	TT000025	Narrow Espag.	244 x 36 x 13mm	92mm
D	TT000055	Euro Lock	152 x 50 x 8mm	47mm
	TT000990	Lever Lock	152 x 50 x 8mm	57mm



Newbury Hammered Lever Range

- Solid brass
- Narrow espag. lock set - multi point lever handle, 212mm fixing centres
- Euro lock set - can be used with a euro sash lock in conjunction with a euro cylinder
- Lever lock set - for use with a 5 lever mortice sash lock


	Code		Size	Centres
E	TT018248	Narrow Espag.	244 x 36 x 13mm	92mm
F	TT018497	Euro Lock	152 x 50 x 8mm	47mm
	TT018494	Lever Lock	152 x 50 x 8mm	57mm



Avon Lever Range

- Solid brass
- Narrow espag. lock set - multi point lever handle, 212mm fixing centres
- Euro lock set - can be used with a euro sash lock in conjunction with a euro cylinder
- Lever lock set - for use with a 5 lever mortice sash lock


	Code		Size	Centres
G	TT017610	Narrow Espag.	242 x 32 x 13mm	92mm
	TT017622	Euro Lock	152 x 48 x 5mm	47mm
H	TT017613	Lever Lock	152 x 48 x 5mm	57mm



Letter Plate

- Solid brass

	Code	Size	Aperture	Fixing Centres
	TT003775	252 x 96mm	204 x 48mm	230mm
I	TT000930	304 x 96mm	232 x 56mm	268mm



Letter Plate Cover

- Solid brass

	Code	Size	Fixing Size
	TT003780	265 x 130mm	78 x 12mm
J	TT003785	354 x 130mm	78 x 12mm



Slimline Art Deco Door Knocker

- Solid brass

	Code	Length	Width	Projection
K	TT002670	148mm	90mm	27mm



Euro Door Pull

- Solid brass

	Code	Size
L	TT000660	90 x 50mm



Prestbury Centre Door Knob

- Solid brass

	Code	Rose Ø	Knob Ø	Projection
M	TT000380	102mm	102mm	106mm



Art Deco Centre Door Knob

- Solid brass

	Code	Rose Ø	Knob Ø	Projection
N	TT002740	90mm	81mm	78mm


These 316 stainless steel finishes are designed to be maintenance free and offer exceptional protection against corrosion. Surpassing 1000+ hours salt testing, they are a perfect choice for use in salt rich or heavily polluted environments.



Avon Lever Range

- Narrow espag. lock set - multi point lever handle, 212mm fixing centres
- Euro lock set - can be used with a euro sash lock in conjunction with a euro cylinder
- Lever lock set - for use with a 5 lever mortice sash lock
- **Finishes:** polished stainless steel, satin stainless steel

	Code		Size	Centres
A	TT037620	Narrow Espag.	242 x 32 x 13mm	92mm
B	TT037810	Euro Lock	152 x 48 x 5mm	47mm
C	TT037760	Lever Lock	152 x 48 x 5mm	57mm



Traditional Letterbox

- **Finishes:** polished stainless steel, satin stainless steel

	Code	Size	Aperture	Fixing Centres
D	TT037590	315 x 92mm	249 x 41mm	283mm



Newbury Lever Range

- Narrow espag. lock set - multi point lever handle, 212mm fixing centres
- **Finishes:** polished stainless steel, satin stainless steel

	Code		Size	Centres
E	TT038610	Narrow Espag.	244 x 36 x 13mm	92mm

F



From the
Anvil

**Brompton Slimline Lever
Espag. Lock Set**

- Narrow espag. lock set - multi point lever handle, 212mm fixing centres
- **Finishes:** polished stainless steel, satin stainless steel

	Code	Size	Centres	Fixing Centres
F	TT037630	242 x 32 x 13mm	92mm	212mm



Full range of Pull Handles available

G



From the
Anvil

Brompton Door Knocker

- **Finishes:** polished stainless steel, satin stainless steel

	Code	Ring	Fixing Plate
G	OB907385	145 x 90 x 15mm	55 x 45mm

H



From the
Anvil

Ring Door Knocker

- **Finishes:** polished stainless steel, satin stainless steel

	Code	Ring	Fixing Plate
H	TT037660	114mm	115 x 115mm

I



From the
Anvil

Brompton Centre Door Knob

- More rose designs available
- **Finishes:** polished stainless steel, satin stainless steel

	Code	Rose Ø	Knob Ø	Projection
I	OB907575	90mm	90mm	68mm

J




From the
Anvil

Art Deco Centre Door Knob

- **Finishes:** polished stainless steel, satin stainless steel


	Code	Rose Ø	Knob Ø	Projection
J	TT037680	90mm	81mm	78mm



Hinton Lever Range

- Solid brass
- Narrow espag. lock set - multi point lever handle, 212mm fixing centres
- Euro lock set - can be used with a euro sash lock in conjunction with a euro cylinder
- Lever lock set - for use with a 5 lever mortice sash lock

	Code		Size	Centres
A	TT017447	Narrow Espag.	244 x 36 x 13mm	92mm
	TT017446	Euro Lock	152 x 50 x 8mm	47mm
B	TT017443	Lever Lock	152 x 50 x 8mm	57mm



Reeded Lever Range

- Solid brass
- Narrow espag. lock set - multi point lever handle, 212mm fixing centres
- Euro lock set - can be used with a euro sash lock in conjunction with a euro cylinder
- Lever lock set - for use with a 5 lever mortice sash lock

	Code		Size	Centres
C	TT001055	Narrow Espag.	244 x 36 x 13mm	92mm
D	TT001075	Euro Lock	152 x 50 x 8mm	47mm
	TT001060	Lever Lock	152 x 50 x 8mm	57mm



Avon Lever Range

- Solid brass
- Narrow espag. lock set - multi point lever handle, 212mm fixing centres
- Euro lock set - can be used with a euro sash lock in conjunction with a euro cylinder
- Lever lock set - for use with a 5 lever mortice sash lock

	Code		Size	Centres
E	TT017611	Narrow Espag.	242 x 32 x 13mm	92mm
F	TT017623	Euro Lock	152 x 48 x 5mm	47mm
	TT017614	Lever Lock	152 x 48 x 5mm	57mm



Newbury Lever Range

- Solid brass
- Narrow espag. lock set - multi point lever handle, 212mm fixing centres
- Euro lock set - can be used with a euro sash lock in conjunction with a euro cylinder
- Lever lock set - for use with a 5 lever mortice sash lock

	Code		Size	Centres
G	TT003260	Narrow Espag.	244 x 36 x 13mm	92mm
	TT003280	Euro Lock	152 x 50 x 8mm	47mm
H	TT003265	Lever Lock	152 x 50 x 8mm	57mm

C CARLISLE BRASS



Victorian Lever Range

- Solid brass
- Euro lock set - can be used with a euro sash lock in conjunction with a euro cylinder
- Lever lock set - for use with a 5 lever mortice sash lock

	Code		Size	Centres
	OB092945	Euro Lock	150 x 42 x 10mm	47.5mm
I	OB090005	Lever Lock	150 x 42 x 10mm	57mm

C CARLISLE BRASS



Wing Scroll Lever Range

- Solid brass
- Lever lock set - for use with a 5 lever mortice sash lock

	Code		Size	Centres
J	OB908645	Lever Lock	150 x 43 x 10mm	57mm

Heritage Brass



Octave Lever Range

- Solid brass
- Euro lock set - can be used with a euro sash lock in conjunction with a euro cylinder
- Lever lock set - for use with a 5 lever mortice sash lock

	Code		Size
K	OB908975	Euro Lock	200 x 42 x 9mm
	OB908980	Lever Lock	200 x 42 x 9mm

Heritage Brass



Sutton Reeded Lever Range

- Solid brass
- Euro lock set - can be used with a euro sash lock in conjunction with a euro cylinder
- Lever lock set - for use with a 5 lever mortice sash lock

	Code		Size
	OB908985	Euro Lock	174 x 37 x 9mm
L	OB908990	Lever Lock	174 x 37 x 9mm

Heritage Brass



Diplomat Lever Range

- Solid brass
- Euro lock set - can be used with a euro sash lock in conjunction with a euro cylinder
- Lever lock set - for use with a 5 lever mortice sash lock

	Code		Size
	OB908650	Euro Lock	170 x 42 x 9mm
M	OB908655	Lever Lock	170 x 42 x 9mm

Heritage Brass



Meridian Lever Range

- Solid brass
- Euro lock set - can be used with a euro sash lock in conjunction with a euro cylinder
- Lever lock set - for use with a 5 lever mortice sash lock

	Code		Size
N	OB908660	Euro Lock	170 x 47 x 11mm
	OB908665	Lever Lock	170 x 47 x 11mm

Front Door Furniture - Polished Chrome

A  **CARLISLE BRASS**



Plain Letter Plate

- Solid brass
- **Sizes:** 254 × 78mm, 257 × 81mm, 278 × 96mm, 282 × 80mm, 306 × 104mm, 359 × 113mm, 401 × 124mm

	Code	Size	Aperture	Fixing Centres
A	OB096004	257 × 81mm	185 × 41mm	220mm

B  **CARLISLE BRASS**



Curved Pattern Letter Plate Cover

- Solid brass

	Code	Size	Fixing Size
	OB010900	280 × 62mm	58mm
	OB010890	300 × 95mm	58mm
B	OB096115	355 × 126mm	58mm

C  **CARLISLE BRASS**



Postal Knocker Letter Plate

- Solid brass
- Traditional design letter plate with a postal knocker
- Sprung inward, automatically closes

	Code	Size	Aperture	Fixing Centres
C	OB090405	256 × 80mm	195 × 45mm	226mm

D 



Traditional Letterbox

- Solid brass

	Code	Size	Aperture	Fixing Centres
D	TT017559	315 × 92mm	264 × 62mm	283mm

E 



Letter Plate

- Solid brass

	Code	Size	Aperture	Fixing Centres
E	TT001005	252 × 96mm	204 × 48mm	230mm
	TT000040	304 × 96mm	232 × 56mm	268mm

F 



Letter Plate Cover

- Solid brass

	Code	Size	Fixing Size
F	TT001010	265 × 130mm	78 × 12mm
	TT000045	354 × 130mm	78 × 12mm

G

FRELAN
HARDWARE



Sloane Letter Plate

- Solid brass

	Code	Size	Aperture	Fixing Centres
G	OB907310	304 x 100mm	235 x 54mm	270mm

H

TSS
TRADE SECURITY
SUPPLIES



Telescopic Letter Plate

- Outward facing brushes provide an anti-vandal feature
- 180 Degree opening flap
- Blind bolts prevent the outer frame being unscrewed from the door externally
- Sleeve depth 40-80mm

	Code	Size	Aperture	Fixing Centres
H	TS000218	250 x 65mm	197 x 40mm	226mm
	TS000223	300 x 65mm	250 x 40mm	280mm

I

Fab&Fix



Telescopic Letter Plate

- Standard height telescopic letter plate for use on UPVC or aluminium doors
- This telescopic letter plate conforms to BS EN 13724:2002 and has a spring-loaded, 180-degree flap with brush inserts
- When used with an intumescent strip, has achieved a Warrington Fire Test. Report (WF Report No. 165855) 60 Minute within a section of timber based door leaf
- Tested to BS 476-22:1987 Fire Tests on Building Materials and Structures when used with an intumescent strip
- Fixing centres: 270mm

	Code	Size	Aperture	Sleeve Depth
I	GA010035	310 x 76mm	257 x 38mm	20 - 40mm
	GA010030	310 x 76mm	257 x 38mm	40 - 80mm

J

Heritage Brass



Reeded Letter Plate

- Solid brass
- A bold, contemporary finish; low maintenance and easy to clean

	Code	Size	Aperture	Fixing Centres
J	OB908670	254 x 101mm	208 x 50mm	230mm

K

Heritage Brass



Embossed Letter Plate

- Solid brass

	Code	Size	Aperture	Fixing Centres
K	OB908675	254 x 101mm	175 x 46mm	218.5mm



FIRE DOOR APPROVED PRODUCTS AVAILABLE

Suitable for use on apartment entrance doors

Please contact your local branch or check out our 'Projects & Specification'
on the reverse of this catalogue



Slimline Art Deco Door Knocker

- Solid brass

	Code	Length	Width	Projection
A	TT002675	148mm	90mm	27mm



Loop Door Knocker

- Solid brass

	Code	Length	Width	Projection
B	TT002655	160mm	63mm	33mm



Lion Head Knocker

- Solid brass

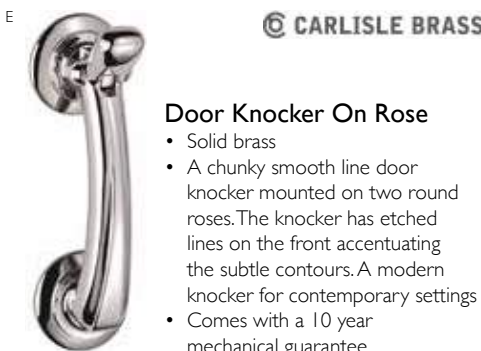
	Code	Length	Width	Projection
C	TT017675	148mm	90mm	27mm



Doctors Door Knocker

- Solid brass

	Code	Length	Width	Projection
D	TT000645	196mm	57mm	69mm



Door Knocker On Rose

- Solid brass
- A chunky smooth line door knocker mounted on two round roses. The knocker has etched lines on the front accentuating the subtle contours. A modern knocker for contemporary settings
- Comes with a 10 year mechanical guarantee

	Code	Length	Width	Fixing Centres
E	OB100055	137mm	42mm	95mm



Doctor Knocker

- A luxurious heavyweight, hot forged solid brass door knocker with a polished chrome finish
- Easily fitted & complete with fixing covers
- Comes with a 10 year mechanical guarantee

	Code	Length	Width	Fixing Centres
F	OB100010	188mm	56mm	121mm

Can't find what
you're looking for?

Please get in touch with
your local branch.

MORE AVAILABLE

A

FRELAN
HARDWARE



Sloane Door Knocker

- Solid brass

	Code	Length	Width	Fixing Centres
A	OB907315	196mm	45mm	182mm

B

CARLISLE BRASS



**Victorian Urn Pattern
Door Knocker**

- Solid brass

	Code	Length	Width	Fixing Centres
B	OB091000	152mm	77mm	95mm
	OB091010	196mm	99mm	126mm

C

CARLISLE BRASS



Ring Door Knocker

- Solid brass

	Code	Ring	Backplate	Fixing Centres
C	OB090995	127mm	79mm	112mm

D

Heritage Brass




Door Knocker

- A bold classic contemporary finish on solid brass. The mirror effect reflects light and colours of the surroundings and will complement any colour scheme
- Polished chrome is easy to clean and low maintenance
- This slim knocker is particularly suitable for doors with narrow stiles

	Code	Length	Width	Fixing Centres
D	OB907290	165mm	40mm	128mm

E

Heritage Brass



Door Knocker

- Solid brass

	Code	Length	Width	Fixing Centres
E	OB907295	159mm	68mm	130mm



From the
Anvil

Prestbury Centre Door Knob

- Solid brass

	Code	Rose Ø	Knob Ø	Projection
F	TT000385	102mm	102mm	106mm



From the
Anvil

Art Deco Centre Door Knob

- Solid brass

	Code	Rose Ø	Knob Ø	Projection
G	TT000665	90mm	81mm	78mm



CARLISLE BRASS

Easy Centre Door Knob

- Solid brass

	Code	Rose Ø	Knob Ø	Projection
H	OB200390	55mm	70mm	80mm



CARLISLE BRASS

Round Centre Door Knob

- Solid brass

	Code	Rose Ø	Knob Ø	Projection
I	OB200290	81mm	68mm	80mm



Heritage Brass

Square Centre Door Knob

- Solid brass

	Code	Rose Ø	Knob Ø	Projection
J	OB907280	89mm	76mm	72mm



Heritage Brass

Octagon Centre Door Knob

- Solid brass

	Code	Rose Ø	Knob Ø	Projection
K	OB907285	66mm	57mm	81mm



Centre Door Knob

- Solid brass

	Code	Rose Ø	Knob Ø	Projection
A	OB200410	86mm	70mm	75mm



Round Bell Push

- Solid brass

	Code	Size
B	OB240094	Ø 64mm



Centre Door Knob

- Solid brass

	Code	Rose Ø	Knob Ø	Projection
C	OB091015	86mm	71mm	79mm



Shaped Bell Push

- Solid brass

	Code	Size
D	OB099066	74 x 35mm



Large Centre Door Knob

- Solid brass

	Code	Rose Ø	Knob Ø	Projection
E	OB020515	90mm	100mm	95mm



Victorian Bell Push

- Solid brass

	Code	Size
F	OB095595	79 x 30mm



Rim Cylinder Pull

- Solid brass

	Code	Size
G	TT000695	81 x 50mm



Door Security Chain

- Breaking strain 180 newtons
- Chain 203mm

	Code	Chain Retainer	Angle Plate
H	OB093214	61 x 15mm	45 x 38 x 32mm



Cylinder Pull

- Solid brass

	Code	Size
I	OB240200	76 x 47mm



Door Viewer

- Solid brass
- Door thickness 34-54mm
- Angle of vision 180°

	Code		Lens Ø
J	OB092940	Plastic Lens	13.7mm
	OB098135	Glass Lens	13.7mm



Round Cylinder Pull

- Solid brass

	Code	Size
K	OB030137	84 x 45mm



Numerals & Letters

- Solid brass
- 0-9 76mm & A-D 50mm

	Code		Size
L	GC020200	0	76mm
M	GC020700	B	50mm

A From the Anvil



Straight Lever Range

- Solid brass
- Euro lock set - can be used with a euro sash lock in conjunction with a euro cylinder
- Lever lock set - for use with a 5 lever mortice sash lock

	Code		Size	Centres
A	TT018344	Euro Lock	148 x 39 x 8mm	47mm
	TT017649	Lever Lock	148 x 39 x 8mm	57mm

B CARLISLE BRASS



Oakley Lever Range

- Solid brass
- Euro lock set - can be used with a euro sash lock in conjunction with a euro cylinder
- Lever lock set - for use with a 5 lever mortice sash lock

	Code		Size	Centres
	OB220995	Euro Lock	170 x 42 x 10mm	47.5mm
B	OB220540	Lever Lock	170 x 42 x 10mm	57mm

C CARLISLE BRASS



Victorian Scroll Lever Range

- Solid brass
- Lever lock set - for use with a 5 lever mortice sash lock

	Code		Size	Centres
C	OB091985	Lever Lock	205 x 50 x 9mm	57mm

D CARLISLE BRASS



Wing Scroll Lever Range

- Solid brass
- Lever lock set - for use with a 5 lever mortice sash lock

	Code		Size	Centres
D	OB905785	Lever Lock	150 x 43 x 10mm	57mm

E CARLISLE BRASS



Victorian Lever Range

- Solid brass
- Euro lock set - can be used with a euro sash lock in conjunction with a euro cylinder
- Lever lock set - for use with a 5 lever mortice sash lock

	Code		Size	Centres
E	OB092045	Euro Lock	150 x 42 x 10mm	47.5mm
	OB092005	Lever Lock	150 x 42 x 10mm	57mm

F CARLISLE BRASS



Ibra Lever Range

- Solid brass
- Lever lock set - for use with a 5 lever mortice sash lock

	Code		Size	Centres
F	OB908680	Lever Lock	185 x 40 x 11mm	57mm



Heritage Brass

Bedford Lever Range

- Solid brass
- Euro lock set - can be used with a euro sash lock in conjunction with a euro cylinder
- Lever lock set - for use with a 5 lever mortice sash lock

	Code		Size
G	OB908685	Euro Lock	155 x 40 x 10mm
	OB908690	Lever Lock	155 x 40 x 10mm



Heritage Brass

Algarve Lever Range

- Solid brass
- Euro lock set - can be used with a euro sash lock in conjunction with a euro cylinder
- Lever lock set - for use with a 5 lever mortice sash lock

	Code		Size
	OB906925	Euro Lock	181 x 42 x 11mm
H	OB906875	Lever Lock	181 x 42 x 11mm



Heritage Brass

Deco Lever Range

- Solid brass
- Euro lock set - can be used with a euro sash lock in conjunction with a euro cylinder
- Lever lock set - for use with a 5 lever mortice sash lock

	Code		Size
	OB908695	Euro Lock	185 x 44 x 10mm
I	OB908700	Lever Lock	185 x 44 x 10mm



Heritage Brass

Victoria Lever Range

- Solid brass
- Euro lock set - can be used with a euro sash lock in conjunction with a euro cylinder
- Lever lock set - for use with a 5 lever mortice sash lock

	Code		Size
J	OB908705	Euro Lock	155 x 40 x 10mm
	OB908710	Lever Lock	155 x 40 x 10mm



Heritage Brass

Windsor Lever Range

- Solid brass
- Euro lock set - can be used with a euro sash lock in conjunction with a euro cylinder
- Lever lock set - for use with a 5 lever mortice sash lock

	Code		Size
K	OB908715	Euro Lock	155 x 40 x 10mm
	OB032770	Lever Lock	155 x 40 x 10mm



Heritage Brass

Delta Lever Range

- Solid brass
- Euro lock set - can be used with a euro sash lock in conjunction with a euro cylinder
- Lever lock set - for use with a 5 lever mortice sash lock

	Code		Size
	OB908720	Euro Lock	160 x 44 x 11mm
L	OB906340	Lever Lock	160 x 44 x 11mm

A 




Plain Letter Plate

- The UK's most popular style of letter plate - an industry standard
- Solid brass
- The sprung inward opening flap automatically closes once the package has passed through the aperture
- The well defined edges and plain design makes for easy cleaning
- Comes with a 10 year mechanical guarantee
- Available in vast array of sizes and finishes. The wide range of options offers an extensive and unparalleled degree of choice

	Code	Size	Aperture	Fixing Centres
	OB096014	257 x 81mm	185 x 41mm	220mm
A	OB091823	282 x 80mm	229 x 51mm	259mm
	OB096005	278 x 96mm	210 x 53mm	242mm
	OB096010	306 x 104mm	249 x 61mm	275mm
	OB091804	359 x 113mm	284 x 63mm	327mm
	OB096018	401 x 124mm	319 x 71mm	361mm

D 



Letter Plate

- Solid brass

	Code	Size	Aperture	Fixing Centres
	TT017682	252 x 96mm	204 x 48mm	230mm
D	TT017680	304 x 96mm	232 x 56mm	268mm

B 



Curved Pattern Letter Plate Cover

- Solid brass

	Code	Size	Fixing Size
B	OB090860	355 x 127mm	58mm

C 



Embossed Letter Plate

- Solid brass

	Code	Size	Aperture	Fixing Centres
C	OB906170	254 x 101mm	172 x 46mm	220mm

E 



Letter Plate Cover

- Solid brass

	Code	Size	Fixing Size
E	TT017683	265 x 130mm	78 x 12mm
	TT017681	354 x 130mm	78 x 12mm



Door Knocker On Rose

- Solid brass

	Code	Length	Width	Fixing Centres
F	OB100045	137mm	42mm	95mm



Victorian Urn Pattern Door Knocker

- Solid brass

	Code	Length	Width	Fixing Centres
G	OB098140	160mm	77mm	95mm



Doctors Door Knocker

- Solid brass

	Code	Length	Width	Projection
H	TT017679	196mm	57mm	69mm



Ring Door Knocker

- Solid brass

	Code	Ring	Backplate	Fixing Centres
I	OB090985	127mm	79mm	112mm



Door Knocker

- Solid brass
- The brush marks of satin chrome will appeal to those who favour an industrial yet contemporary chrome finish
- This slim knocker is particularly suitable for doors with narrow stiles

	Code	Length	Width	Fixing Centres
J	OB906175	165mm	40mm	128mm



Door Knocker

- Solid brass

	Code	Length	Width	Fixing Centres
K	OB906180	159mm	68mm	130mm



Heritage Brass

Lion Door Knocker

- Solid brass

	Code	Length	Width	Fixing Centres
A	OB907320	107mm	77mm	100mm/152mm



Heritage Brass

Round Centre Door Knob

- Solid brass

	Code	Rose Ø	Knob Ø	Projection
B	OB907330	78mm	68mm	80mm



Heritage Brass

Door Knocker

- Solid brass

	Code	Size	Fixing Centres
C	OB907325	107mm	90mm



Heritage Brass

Octagon Centre Door Knob

- Solid brass

	Code	Rose Ø	Knob Ø	Projection
D	OB907335	66mm	57mm	81mm



Heritage Brass

Doctor Door Knocker

- Solid brass
- This heavy and robust door knocker was used to identify the front door of the Doctor's house, hence it is known as a "Doctors Knocker"

	Code	Length	Width	Fixing Centres
E	OB031805	192mm	43mm	123mm



Heritage Brass

Stepped Round Centre Door Knob

- Solid brass

	Code	Rose Ø	Knob Ø	Projection
F	OB907340	89mm	76mm	80mm

G



From the
Anvil

Round Centre Door Knob

- Solid brass

	Code	Rose Ø	Knob Ø	Projection
G	TT017661	80mm	73mm	85mm

H



CARLISLE BRASS

Large Centre Door Knob

- Solid brass

	Code	Rose Ø	Knob Ø	Projection
H	OB200317	90mm	100mm	95mm

I



CARLISLE BRASS

Round Centre Door Knob

- Solid brass

	Code	Rose Ø	Knob Ø	Projection
I	OB200280	81mm	68mm	80mm

J



CARLISLE BRASS

Centre Door Knob

- Solid brass

	Code	Rose Ø	Knob Ø	Projection
J	OB091016	86mm	71mm	79mm

K



Heritage Brass

Square Centre Door Knob

- Solid brass

	Code	Rose Ø	Knob Ø	Projection
K	OB906185	89mm	76mm	72mm

L



Heritage Brass

Octagon Centre Door Knob

- Solid brass

	Code	Rose Ø	Knob Ø	Projection
L	OB906190	82mm	71mm	83mm



Shaped Bell Push

- Solid brass


	Code	Size
A	OB240130	74 x 35mm



Rim Cylinder Pull

- Solid brass


	Code	Size
B	TT017672	81 x 50mm



Victorian Bell Push

- Solid brass


	Code	Size
C	OB095590	79 x 30mm
D	OB240096	Ø 64mm



Cylinder Pull

- Solid brass

	Code	Size
E	OB240190	76 x 47mm
F	OB091066	72 x 48mm



Bell Push

- Solid brass

	Code	Size
G	OB908725	83 x 33mm
H	OB908730	Ø 53mm



Cylinder Pull

- Solid brass

	Code	Size
I	OB030135	84 x 45mm
J	OB908735	84 x 45mm



Numerals & Letters

- Solid brass
- 0-9 & A-Z

	Code		Size
K	TT002560	7	78mm
L	TT002120	A	78mm



Door Viewer

- Solid brass
- Door thickness 34-54mm
- Angle of vision 180°

	Code		Lens Ø
	OB098127	Plastic Lens	13.7mm
M	OB098130	Glass Lens	13.7mm



Numerals & Letters

- Solid brass
- 0-9 76mm & A-D 50mm

	Code		Size
N	GC020520	5	76mm
O	GC020680	C	50mm




Door Security Chain

- Breaking strain 180 newtons
- Chain 203mm

	Code	Chain Retainer	Angle Plate
P	OB093213	61 x 15mm	45 x 38 x 32mm




Hinges, locks & latches to match, available to order



Hinton Lever Range

- Solid brass
- Narrow espag. lock set - multi point lever handle, 212mm fixing centres
- Euro lock set - can be used with a euro sash lock in conjunction with a euro cylinder
- Lever lock set - for use with a 5 lever mortice sash lock

	Code		Size	Centres
A	TT017453	Narrow Espag.	244 x 36 x 13mm	92mm
	TT017452	Euro Lock	152 x 50 x 8mm	47mm
B	TT017449	Lever Lock	152 x 50 x 8mm	57mm



Reeded Lever Range

- Solid brass
- Narrow espag. lock set - multi point lever handle, 212mm fixing centres
- Euro lock set - can be used with a euro sash lock in conjunction with a euro cylinder
- Lever lock set - for use with a 5 lever mortice sash lock

	Code		Size	Centres
C	TT001090	Narrow Espag.	244 x 36 x 13mm	92mm
D	TT001110	Euro Lock	152 x 50 x 8mm	47mm
	TT001095	Lever Lock	152 x 50 x 8mm	57mm



Avon Lever Range

- Solid brass
- Narrow espag. lock set - multi point lever handle, 212mm fixing centres
- Euro lock set - can be used with a euro sash lock in conjunction with a euro cylinder
- Lever lock set - for use with a 5 lever mortice sash lock

	Code		Size	Centres
E	TT017612	Narrow Espag.	242 x 32 x 13mm	92mm
F	TT017624	Euro Lock	152 x 48 x 5mm	47mm
	TT017615	Lever Lock	152 x 48 x 5mm	57mm



Newbury Lever Range

- Solid brass
- Narrow espag. lock set - multi point lever handle, 212mm fixing centres
- Euro lock set - can be used with a euro sash lock in conjunction with a euro cylinder
- Lever lock set - for use with a 5 lever mortice sash lock

	Code		Size	Centres
G	TT003290	Narrow Espag.	244 x 36 x 13mm	92mm
	TT003310	Euro Lock	152 x 50 x 8mm	47mm
H	TT003295	Lever Lock	152 x 50 x 8mm	57mm



Heritage Brass

Sandown Lever Range

- Solid brass
- Euro lock set - can be used with a euro sash lock in conjunction with a euro cylinder
- Lever lock set - for use with a 5 lever mortice sash lock

	Code		Size
	OB908740	Euro Lock	180 x 48 x 9mm
I	OB908745	Lever Lock	180 x 48 x 9mm



Heritage Brass

Metro Lever Range

- Solid brass
- Euro lock set - can be used with a euro sash lock in conjunction with a euro cylinder
- Lever lock set - for use with a 5 lever mortice sash lock

	Code		Size
	OB908750	Euro Lock	170 x 50 x 3mm
J	OB908755	Lever Lock	170 x 50 x 3mm



Heritage Brass

Waldorf Lever Range

- Solid brass
- Euro lock set - can be used with a euro sash lock in conjunction with a euro cylinder
- Lever lock set - for use with a 5 lever mortice sash lock

	Code		Size
	OB908760	Euro Lock	203 x 66 x 11mm
K	OB908765	Lever Lock	203 x 66 x 11mm



Heritage Brass

Astoria Lever Range

- Solid brass
- Euro lock set - can be used with a euro sash lock in conjunction with a euro cylinder
- Lever lock set - for use with a 5 lever mortice sash lock

	Code		Size
L	OB908770	Euro Lock	185 x 44 x 10mm
	OB908775	Lever Lock	185 x 44 x 10mm



Heritage Brass

Windsor Lever Range

- Solid brass
- Euro lock set - can be used with a euro sash lock in conjunction with a euro cylinder
- Lever lock set - for use with a 5 lever mortice sash lock

	Code		Size
	OB909040	Euro Lock	155 x 40 x 10mm
M	OB909045	Lever Lock	155 x 40 x 10mm



Heritage Brass

Atlantis Lever Range

- Solid brass
- Euro lock set - can be used with a euro sash lock in conjunction with a euro cylinder
- Lever lock set - for use with a 5 lever mortice sash lock

	Code		Size
	OB908790	Euro Lock	185 x 48 x 9mm
N	OB908795	Lever Lock	185 x 48 x 9mm



Letter Plate

- Solid brass

	Code	Size	Aperture	Fixing Centres
A	TT002840	252 x 96mm	204 x 48mm	230mm
	TT000705	304 x 96mm	232 x 56mm	268mm



Doctors Door Knocker

- Solid brass

	Code	Length	Width	Projection
B	TT017677	196mm	57mm	69mm



Traditional Letterbox

- Solid brass
- Supplied as a full kit - contains a tunnel and brushes to reduce drafts and insulate the door
- Minimum door thickness: 42mm, maximum door thickness: 72mm

	Code	Size	Aperture	Fixing Centres
C	TT017558	315 x 92mm	264mm x 62mm	283mm



Lion Head Knocker

- Solid brass

	Code	Length	Width	Projection
D	TT017674	148mm	90mm	27mm



Gravity Letter Plate

- Solid brass
- With its subtle golden hue this is a mellow alternative to polished chrome. The finish is not coated and will oxidise naturally. If not regularly buffed with a soft cloth this finish will subtly change over time by taking on an aged patina

	Code	Size	Aperture	Fixing Centres
E	OB906285	280 x 80mm	207 x 48mm	244mm



Slimline Art Deco Door Knocker

- Solid brass

	Code	Length	Width	Projection
F	TT002710	148mm	90mm	27mm

G



From the
Anvil

Prestbury Centre Door Knob

- Solid brass

	Code	Rose Ø	Knob Ø	Projection
G	TT000690	102mm	102mm	106mm

H



From the
Anvil

Rim Cylinder Pull

- Solid brass

	Code	Size
H	TT002820	81 x 50mm

I



From the
Anvil

Art Deco Centre Door Knob

- Solid brass

	Code	Rose Ø	Knob Ø	Projection
I	TT002725	90mm	81mm	78mm

J



Heritage Brass

Oblong Bell Push

- Solid brass

	Code	Size
J	OB906195	83 x 33mm

K



Heritage Brass

Octagon Centre Door Knob

- Solid brass

	Code	Rose Ø	Knob Ø	Projection
K	OB906200	66mm	57mm	81mm

L



Heritage Brass

Numerals & Letters

- Solid brass
- 0-9 & A-Z

	Code		Size
L	OB906220	4	51mm
M	OB908995	D	51mm

A Heritage Brass



Gloucester Lever Range

- Solid brass
- Euro lock set - can be used with a euro sash lock in conjunction with a euro cylinder
- Lever lock set - for use with a 5 lever mortice sash lock

	Code		Size
A	OB908800	Euro Lock	185 x 41 x 11mm
	OB908805	Lever Lock	185 x 41 x 11mm

B Heritage Brass



Maya Lever Range

- Solid brass
- Euro lock set - can be used with a euro sash lock in conjunction with a euro cylinder
- Lever lock set - for use with a 5 lever mortice sash lock

	Code		Size
	OB906825	Euro Lock	181 x 42 x 11mm
B	OB906775	Lever Lock	181 x 42 x 11mm

C Heritage Brass



Sophia Lever Range

- Solid brass
- Euro lock set - can be used with a euro sash lock in conjunction with a euro cylinder
- Lever lock set - for use with a 5 lever mortice sash lock

	Code		Size
	OB908810	Euro Lock	155 x 40 x 10mm
C	OB906345	Lever Lock	155 x 40 x 10mm

D Heritage Brass



Kendal Lever Range

- Solid brass
- Euro lock set - can be used with a euro sash lock in conjunction with a euro cylinder
- Lever lock set - for use with a 5 lever mortice sash lock

	Code		Size
D	OB908815	Euro Lock	162 x 43 x 9mm
	OB908820	Lever Lock	162 x 43 x 9mm

E Heritage Brass



Gio Lever Range

- Solid brass
- Espag. lock set - multi point lever handle, 92mm euro centres, handed

	Code		Size
	OB908825	Left Espag.	286 x 44.5 x 10mm
E	OB908830	Right Espag.	286 x 44.5 x 10mm

F Heritage Brass



Luna Lever Range

- Solid brass
- Euro lock set - can be used with a euro sash lock in conjunction with a euro cylinder
- Lever lock set - for use with a 5 lever mortice sash lock

	Code		Size
	OB031580	Euro Lock	185 x 41 x 11mm
F	OB031550	Lever Lock	185 x 41 x 11mm



Heritage Brass

Charlbury Lever Range

- Solid brass
- Euro lock set - can be used with a euro sash lock in conjunction with a euro cylinder
- Lever lock set - for use with a 5 lever mortice sash lock

	Code		Size
G	OB909260	Euro Lock	184 x 41 x 11mm
	OB033025	Lever Lock	184 x 41 x 11mm



Heritage Brass

Metro Lever Range

- Solid brass
- Euro lock set - can be used with a euro sash lock in conjunction with a euro cylinder
- Lever lock set - for use with a 5 lever mortice sash lock

	Code		Size
	OB908780	Euro Lock	170 x 50 x 3mm
H	OB908785	Lever Lock	170 x 50 x 3mm



Heritage Brass

Deco Lever Range

- Solid brass
- Euro lock set - can be used with a euro sash lock in conjunction with a euro cylinder
- Lever lock set - for use with a 5 lever mortice sash lock

	Code		Size
	OB908845	Euro Lock	185 x 44 x 10mm
I	OB908850	Lever Lock	185 x 44 x 10mm



Heritage Brass

Centaur Lever Range

- Solid brass
- Euro lock set - can be used with a euro sash lock in conjunction with a euro cylinder
- Lever lock set - for use with a 5 lever mortice sash lock

	Code		Size
J	OB908855	Euro Lock	189 x 48 x 11mm
	OB908950	Lever Lock	189 x 48 x 11mm



Heritage Brass

Octave Reeded Lever Range

- Solid brass
- Euro lock set - can be used with a euro sash lock in conjunction with a euro cylinder
- Lever lock set - for use with a 5 lever mortice sash lock

	Code		Size
	OB909000	Euro Lock	200 x 42 x 9mm
K	OB909005	Lever Lock	200 x 42 x 9mm



Heritage Brass

Atlantis Lever Range

- Solid brass
- Euro lock set - can be used with a euro sash lock in conjunction with a euro cylinder
- Lever lock set - for use with a 5 lever mortice sash lock

	Code		Size
	OB908870	Euro Lock	185 x 48 x 9mm
L	OB099795	Lever Lock	185 x 48 x 9mm



Letter Plate

- Solid brass
- **Sizes:** 203 x 76mm, 254 x 79mm, 331 x 80mm, 254 x 102, 305 x 102mm, 356 x 127mm, 411 x 125mm

	Code	Size	Aperture	Fixing Centres
A	OB906255	203 x 76mm	144 x 38mm	173mm



Gravity Letter Plate

- Solid brass
- With its honeyed grey tone created by brushed nickel plating on brass, this finish closely matches stainless steel but offers a warm and subtle alternative which is popular in traditional and modern décors

	Code	Size	Aperture	Fixing Centres
B	OB906190	280 x 80mm	207 x 48mm	244mm



Embossed Letter Plate

- Solid brass

	Code	Size	Aperture	Fixing Centres
C	OB906295	254 x 101mm	172 x 46mm	220mm



Postal Knocker Letter Plate

- Solid brass

	Code	Size	Aperture	Fixing Centres
D	OB906290	254 x 79mm	188 x 42mm	219mm



Door Knocker

- Solid brass

	Code	Size	Fixing Centres
E	OB099620	107mm	90mm



Door Knocker

- Solid brass

	Code	Length	Width	Fixing Centres
F	OB906300	159mm	68mm	130mm



Square Centre Door Knob

- Solid brass

	Code	Rose Ø	Knob Ø	Projection
G	OB906305	89mm	76mm	72mm



Door Chain

- Solid brass

	Code	Chain Retainer	Angle Plate
H	OB906320	89 x 35mm	57 x 20mm



Octagon Centre Door Knob

- Solid brass

	Code	Rose Ø	Knob Ø	Projection
I	OB906310	82mm	71mm	83mm



Oblong Bell Push

- Solid brass

	Code	Size
J	OB906325	83 x 33mm



Octagon Centre Door Knob

- Solid brass

	Code	Rose Ø	Knob Ø	Projection
K	OB906315	66mm	57mm	81mm



Numerals & Letters

- Solid brass
- 0-9 & A-Z

	Code		Size
L	OB909010	3	51mm
M	OB909015	B	51mm

A **Heritage Brass**



Atlantis Lever Range

- Solid brass
- Euro lock set - can be used with a euro sash lock in conjunction with a euro cylinder
- Lever lock set - for use with a 5 lever mortice sash lock

	Code		Size
A	OB908875	Euro Lock	185 x 48 x 9mm
	OB908880	Lever Lock	185 x 48 x 9mm

B **Heritage Brass**



Trident Lever Range

- Solid brass
- Euro lock set - can be used with a euro sash lock in conjunction with a euro cylinder
- Lever lock set - for use with a 5 lever mortice sash lock

	Code		Size
	OB908885	Euro Lock	170 x 50 x 3mm
B	OB908890	Lever Lock	170 x 50 x 3mm

C **Heritage Brass**



Bauhaus Lever Range

- Solid brass
- Espag. lock set - multi point lever handle, 92mm euro centres, handed
- Euro lock set - can be used with a euro sash lock in conjunction with a euro cylinder
- Lever lock set - for use with a 5 lever mortice sash lock

	Code		Size
	OB908895	Left Espag.	286 x 44.5 x 10mm
C	OB908900	Right Espag.	286 x 44.5 x 10mm
	OB908905	Euro Lock	170 x 50 x 3mm
	OB908910	Lever Lock	170 x 50 x 3mm

E **Heritage Brass**



Kendal Lever Range

- Solid brass
- Euro lock set - can be used with a euro sash lock in conjunction with a euro cylinder
- Lever lock set - for use with a 5 lever mortice sash lock

	Code		Size
E	OB036995	Euro Lock	162 x 43 x 9mm
	OB099105	Lever Lock	162 x 43 x 9mm

F **Heritage Brass**



Diplomat Lever Range

- Solid brass
- Euro lock set - can be used with a euro sash lock in conjunction with a euro cylinder
- Lever lock set - for use with a 5 lever mortice sash lock

	Code		Size
	OB908915	Euro Lock	170 x 42 x 9mm
F	OB036985	Lever Lock	170 x 42 x 9mm



Heritage Brass

Charlbury Reeded Lever Range

- Solid brass
- Euro lock set - can be used with a euro sash lock in conjunction with a euro cylinder
- Lever lock set - for use with a 5 lever mortice sash lock

	Code		Size
G	OB909020	Euro Lock	184 x 41 x 11mm
	OB909025	Lever Lock	184 x 41 x 11mm



Heritage Brass

Howard Lever Range

- Solid brass
- Euro lock set - can be used with a euro sash lock in conjunction with a euro cylinder
- Lever lock set - for use with a 5 lever mortice sash lock

	Code		Size
H	OB908925	Euro Lock	170 x 48 x 11mm
	OB909995	Lever Lock	170 x 48 x 11mm



Heritage Brass

Edwardian Lever Range

- Solid brass
- Euro lock set - can be used with a euro sash lock in conjunction with a euro cylinder
- Lever lock set - for use with a 5 lever mortice sash lock

	Code		Size
I	OB999990	Euro Lock	153 x 49 x 10mm
	OB908930	Lever Lock	153 x 49 x 10mm



Heritage Brass

Bedford Lever Range

- Solid brass
- Euro lock set - can be used with a euro sash lock in conjunction with a euro cylinder
- Lever lock set - for use with a 5 lever mortice sash lock

	Code		Size
J	OB908935	Euro Lock	155 x 40 x 10mm
	OB030595	Lever Lock	155 x 40 x 10mm



Heritage Brass

Delta Hammered Lever Range

- Solid brass
- Euro lock set - can be used with a euro sash lock in conjunction with a euro cylinder
- Lever lock set - for use with a 5 lever mortice sash lock

	Code		Size
K	OB909030	Euro Lock	160 x 44 x 11mm
	OB909035	Lever Lock	160 x 44 x 11mm



Heritage Brass

Windsor Lever Range

- Solid brass
- Euro lock set - can be used with a euro sash lock in conjunction with a euro cylinder
- Lever lock set - for use with a 5 lever mortice sash lock

	Code		Size
L	OB908945	Euro Lock	155 x 40 x 10mm
	OB030630	Lever Lock	155 x 40 x 10mm

A

Heritage Brass



Gravity Letter Plate

- Solid brass
- An aged finish on brass creating a vintage appearance, yet one that also looks outstanding in contemporary schemes. Over a period of time the bronze colour will lighten along any edges and surfaces that are frequently touched

	Code	Size	Aperture	Fixing Centres
A	OB906375	280 x 80mm	207 x 48mm	244mm

B

Heritage Brass



Postal Knocker Letter Plate

- Solid brass

	Code	Size	Aperture	Fixing Centres
B	OB906355	254 x 79mm	188 x 42mm	219mm

C

Heritage Brass



Embossed Letter Plate

- Solid brass

	Code	Size	Aperture	Fixing Centres
C	OB906360	254 x 101mm	172 x 46mm	220mm

D

Heritage Brass



Letter Plate Cover

- Solid brass

	Code	Size	Fixing Size
D	OB906380	280 x 83mm	89mm
	OB906385	299 x 83mm	89mm

E

Heritage Brass



Door Knocker

- Solid brass
- **Sizes:** 152 x 66mm, 195 x 100mm

	Code	Length	Width	Fixing Centres
E	OB906370	195mm	100mm	110mm

F

Heritage Brass



Lion Door Knocker

- Solid brass

	Code	Length	Width	Fixing Centres
F	OB906390	107mm	77mm	100mm/152mm



Heritage Brass

Doctor Door Knocker

- Solid brass
- This heavy and robust door knocker was used to identify the front door of the Doctor's house, hence it is known as a "Doctors Knocker"

	Code	Length	Width	Fixing Centres
G	OB906395	192mm	43mm	123mm



Heritage Brass

Octagon Centre Door Knob

- Solid brass

	Code	Rose Ø	Knob Ø	Projection
H	OB906410	82mm	71mm	83mm



Heritage Brass

Stepped Round Centre Door Knob

- Solid brass

	Code	Rose Ø	Knob Ø	Projection
I	OB906400	79mm	77mm	80mm



Heritage Brass

Stepped Round Centre Door Knob

- Solid brass

	Code	Rose Ø	Knob Ø	Projection
J	OB906415	89mm	76mm	80mm



Heritage Brass

Door Chain

- Solid brass

	Code	Chain Retainer	Angle Plate
K	OB906405	89 x 35mm	57 x 20mm




Heritage Brass

Round Cylinder Pull

- Solid brass


	Code	Size
L	OB030635	84 x 45mm



Hinton Lever Range

- Solid bronze
- Narrow espag. lock set - multi point lever handle, 212mm fixing centres
- Euro lock set - can be used with a euro sash lock in conjunction with a euro cylinder
- Lever lock set - for use with a 5 lever mortice sash lock


	Code		Size	Centres
A	TT017459	Narrow Espag.	244 x 36 x 13mm	92mm
	TT017458	Euro Lock	152 x 50 x 8mm	47mm
B	TT017455	Lever Lock	152 x 50 x 8mm	57mm



Reeded Lever Range

- Solid bronze
- Narrow espag. lock set - multi point lever handle, 212mm fixing centres
- Euro lock set - can be used with a euro sash lock in conjunction with a euro cylinder
- Lever lock set - for use with a 5 lever mortice sash lock


	Code		Size	Centres
C	TT000570	Narrow Espag.	244 x 36 x 13mm	92mm
D	TT002610	Euro Lock	152 x 50 x 8mm	47mm
	TT002595	Lever Lock	152 x 50 x 8mm	57mm



Newbury Hammered Lever Range

- Solid bronze
- Narrow espag. lock set - multi point lever handle, 212mm fixing centres
- Euro lock set - can be used with a euro sash lock in conjunction with a euro cylinder
- Lever lock set - for use with a 5 lever mortice sash lock

	Code		Size	Centres
E	TT018347	Narrow Espag.	244 x 36 x 13mm	92mm
F	TT018509	Euro Lock	152 x 50 x 8mm	47mm
	TT018506	Lever Lock	152 x 50 x 8mm	57mm



Newbury Lever Range

- Solid bronze
- Narrow espag. lock set - multi point lever handle, 212mm fixing centres
- Euro lock set - can be used with a euro sash lock in conjunction with a euro cylinder
- Lever lock set - for use with a 5 lever mortice sash lock

	Code		Size	Centres
G	TT000805	Narrow Espag.	244 x 36 x 13mm	92mm
	TT000825	Euro Lock	152 x 50 x 8mm	47mm
H	TT000810	Lever Lock	152 x 50 x 8mm	57mm



Letter Plate

- Solid bronze

	Code	Size	Aperture	Fixing Centres
I	TT000595	252 × 96mm	204 × 48mm	230mm
	TT000600	304 × 96mm	232 × 56mm	268mm



Letter Plate Cover

- Solid bronze

	Code	Size	Fixing Size
	TT000605	265 × 130mm	78 × 12mm
J	TT000610	354 × 130mm	78 × 12mm



Slimline Art Deco Door Knocker

- Solid bronze

	Code	Length	Width	Projection
K	TT002705	148mm	90mm	27mm



Doctors Door Knocker

- Solid bronze

	Code	Length	Width	Projection
L	TT017678	196mm	57mm	69mm



Prestbury Centre Door Knob

- Solid bronze


	Code	Rose Ø	Knob Ø	Projection
M	TT000585	102mm	102mm	106mm



Rim Cylinder Pull

- Solid bronze


	Code	Size
N	TT002615	81 × 50mm



Hinton Lever Range

- Solid bronze
- Narrow espag. lock set - multi point lever handle, 212mm fixing centres
- Euro lock set - can be used with a euro sash lock in conjunction with a euro cylinder
- Lever lock set - for use with a 5 lever mortice sash lock


	Code		Size	Centres
A	TT017465	Narrow Espag.	244 x 36 x 13mm	92mm
	TT017464	Euro Lock	152 x 50 x 8mm	47mm
B	TT017461	Lever Lock	152 x 50 x 8mm	57mm



Reeded Lever Range

- Solid bronze
- Narrow espag. lock set - multi point lever handle, 212mm fixing centres
- Euro lock set - can be used with a euro sash lock in conjunction with a euro cylinder
- Lever lock set - for use with a 5 lever mortice sash lock

	Code		Size	Centres
C	TT003805	Narrow Espag.	244 x 36 x 13mm	92mm
D	TT003825	Euro Lock	152 x 50 x 8mm	47mm
	TT003810	Lever Lock	152 x 50 x 8mm	57mm



Newbury Hammered Lever Range

- Solid bronze
- Narrow espag. lock set - multi point lever handle, 212mm fixing centres
- Euro lock set - can be used with a euro sash lock in conjunction with a euro cylinder
- Lever lock set - for use with a 5 lever mortice sash lock


	Code		Size	Centres
E	TT018348	Narrow Espag.	244 x 36 x 13mm	92mm
F	TT018513	Euro Lock	152 x 50 x 8mm	47mm
	TT018510	Lever Lock	152 x 50 x 8mm	57mm



Newbury Lever Range

- Solid bronze
- Narrow espag. lock set - multi point lever handle, 212mm fixing centres
- Euro lock set - can be used with a euro sash lock in conjunction with a euro cylinder
- Lever lock set - for use with a 5 lever mortice sash lock


	Code		Size	Centres
G	TT003835	Narrow Espag.	244 x 36 x 13mm	92mm
	TT003855	Euro Lock	152 x 50 x 8mm	47mm
H	TT003840	Lever Lock	152 x 50 x 8mm	57mm



Letter Plate

- Solid bronze

	Code	Size	Aperture	Fixing Centres
I	TT003895	252 x 96mm	204 x 48mm	230mm
	TT003900	304 x 96mm	232 x 56mm	268mm



Letter Plate Cover

- Solid bronze

	Code	Size	Fixing Size
	TT003905	265 x 130mm	78 x 12mm
J	TT003910	354 x 130mm	78 x 12mm



Slimline Art Deco Door Knocker

- Solid bronze

	Code	Length	Width	Projection
K	TT003965	148mm	90mm	27mm



Lion Head Knocker

- Solid bronze

	Code	Length	Width	Projection
L	TT017676	148mm	90mm	27mm



Art Deco Centre Door Knob

- Solid bronze


	Code	Rose Ø	Knob Ø	Projection
M	TT003970	90mm	81mm	78mm



Rim Cylinder Pull

- Solid bronze


	Code	Size
N	TT003925	81 x 50mm



Avon Lever Range

- Narrow espag. lock set - multi point lever handle, 212mm fixing centres
- Espag. lock set - multi point lever handle, 215mm fixing centres
- Euro lock set - can be used with a euro sash lock in conjunction with a euro cylinder
- Lever lock set - for use with a 5 lever mortice sash lock


	Code		Size	Centres
A	OE022350	Narrow Espag.	242 x 32 x 13mm	92mm
B	OE022770	Espag.	241 x 48 x 5mm	92mm
	OE026890	Euro Lock	152 x 48 x 5mm	47mm
	OE021560	Lever Lock	152 x 48 x 5mm	57mm



Regency Lever Range

- Narrow espag. lock set - multi point lever handle, 212mm fixing centres
- Espag. lock set - multi point lever handle, 215mm fixing centres
- Euro lock set - can be used with a euro sash lock in conjunction with a euro cylinder
- Lever lock set - for use with a 5 lever mortice sash lock

	Code		Size	Centres
	TT017790	Narrow Espag.	242 x 32 x 13mm	92mm
	TT018200	Espag.	241 x 48 x 5mm	92mm
C	TT017789	Euro Lock	152 x 48 x 5mm	47mm
D	TT017786	Lever Lock	152 x 48 x 5mm	57mm



Cottage Lever Range

- Narrow espag. lock set - multi point lever handle, 212mm fixing centres
- Euro lock set - can be used with a euro sash lock in conjunction with a euro cylinder
- Lever lock set - for use with a 5 lever mortice sash lock

	Code		Size	Centres
E	TT001565	Narrow Espag.	265 x 32 x 4.5mm	92mm
F	TT017648	Euro Lock	167 x 50 x 4mm	47mm
	OE028050	Lever Lock	167 x 50 x 4mm	57mm



Tudor Lever Range

- Espag. lock set - multi point lever handle, 243mm fixing centres
- Euro lock set - can be used with a euro sash lock in conjunction with a euro cylinder
- Lever lock set - for use with a 5 lever mortice sash lock

	Code		Size	Centres
	OE021270	Espag.	273 x 40 x 5mm	92mm
G	OE026900	Euro Lock	273 x 40 x 5mm	47mm
H	OE021260	Lever Lock	273 x 40 x 5mm	57mm



Multi Point Door Handle

- Retro fit door handle with adjustable centres
- Bolt through fixings
- Supplied complete with screws & spindle
- To suit both sprung & unsprung lock cases

	Code	Size	Centres	Fixing Centres
I	LU040365	290 x 30mm	62-95mm	260mm

Looking for Multi Point Handles?
See Pages 6-20
MORE AVAILABLE



Centre Door Knob

	Code	Rose Ø	Knob Ø	Projection
J	OE028270	80mm	73mm	85mm

K



Octagonal Centre Door Knob

	Code	Rose Ø	Knob Ø	Projection
K	OE029690	95mm	82mm	80mm

L



Brompton Centre Door Knob

- More rose designs available

	Code	Rose Ø	Knob Ø	Projection
L	OB907495	90mm	90mm	68mm

M



Regency Centre Door Knob

	Code	Rose Ø	Knob Ø	Projection
M	TT017799	75mm	75mm	80mm

Black Care & Maintenance



This finish is extremely low maintenance and perfect for use in bathrooms, kitchens or externally where damper environmental conditions are expected.

Regular oiling of all moving parts using our '3-in-1 Oil' (OB010005) is beneficial to the longevity of your products. This process is also highly recommended during initial installation. An oily cloth can also be used to wipe over the product from time to time to aid protection against exterior or environmental elements.

For any minor scratches that may occur with general wear and tear of your product, we offer a durable 'Black Touch Up Paint' (OB010015) if required.

A




Traditional Letterbox

- Supplied as a full kit - contains a tunnel and brushes to reduce drafts and insulate the door
- Minimum door thickness: 42mm, maximum door thickness: 72mm

	Code	Size	Aperture	Fixing Centres
A	TT000895	315 x 92mm	264 x 62mm	283mm

B



Letter Plate

- Sprung loaded, heavy duty letter plate with a smooth finish
- Suitable for internal or external use

	Code	Size	Aperture	Fixing Centres
B	OE022450	266 x 110mm	203 x 44mm	243mm
	OE021500	319 x 110mm	254 x 45mm	292mm

C



Letter Plate Cover

	Code	Size	Fixing Size
	OE022460	266 x 108mm	78 x 12mm
C	OE023630	355 x 127mm	78 x 12mm

D



Telescopic Letter Plate

- Outward facing brushes provide an anti-vandal feature
- 180 Degree opening flap
- Blind bolts prevent the outer frame being unscrewed from the door externally
- Sleeve depth 40-80mm

	Code	Size	Aperture	Fixing Centres
D	TS000216	250 x 65mm	197 x 40mm	226mm
	TS000221	300 x 65mm	250 x 40mm	280mm

E



Telescopic Letter Plate

- Standard height telescopic letter plate for use on UPVC or aluminium doors
- A spring-loaded, 180 degree flap with brush inserts and a colour code frame
- Sleeve depth 20-40mm

	Code	Size	Aperture	Fixing Centres
E	TS000275	310 x 76mm	257 x 38mm	270mm



Windsor Door Knocker

Code	Ring	Fixing Plate
F OE027200	126 x 160mm	105 x 105mm



Shakespeare Door Knocker

Code	Ring	Fixing Plate
G OE027010	94 x 96mm	68 x 68mm



Ring Door Knocker

Code	Ring	Fixing Plate
H OE023830	114mm	115 x 115mm



Lion's Head Door Knocker


Code	Length	Ring	Lion Head
I OE022270	230mm	115mm	170 x 130mm



Door Viewer

- Suitable for doors 55-75mm thick
- Angle of vision - 180 degrees


Code	Lens
J TT017861	12mm



Numerals & Letters

- 0-9 & A-Z 78mm


Code	Size
K OE029330	78mm
L OE029870	78mm



Regency Lever Range

- Narrow espag. lock set - multi point lever handle, 212mm fixing centres
- Espag. lock set - multi point lever handle, 215mm fixing centres
- Euro lock set - can be used with a euro sash lock in conjunction with a euro cylinder
- Lever lock set - for use with a 5 lever mortice sash lock


	Code		Size	Centres
	TT017791	Narrow Espag.	242 x 32 x 13mm	92mm
A	TT000235	Espag.	241 x 48 x 5mm	92mm
B	TT001375	Euro Lock	152 x 48 x 5mm	47mm
	TT001360	Lever Lock	152 x 48 x 5mm	57mm



Avon Lever Range

- Narrow espag. lock set - multi point lever handle, 212mm fixing centres
- Espag. lock set - multi point lever handle, 215mm fixing centres
- Euro lock set - can be used with a euro sash lock in conjunction with a euro cylinder
- Lever lock set - for use with a 5 lever mortice sash lock

	Code		Size	Centres
C	OEI00160	Narrow Espag.	242 x 32 x 13mm	92mm
	OEI01360	Espag.	241 x 48 x 5mm	92mm
	OEI01350	Euro Lock	152 x 48 x 5mm	47mm
D	OEI00100	Lever Lock	152 x 48 x 5mm	57mm



Cromwell Lever Lock Set

- 243mm Fixing centres
- Espag. lock set - multi point lever handle
- Suitable for use with a 5 lever mortice sash lock


	Code		Size	Centres
E	OEI00220	Espag.	273 x 40 x 5mm	92mm
F	OEI01520	Lever Lock	270 x 40 x 5mm	57mm



Monkeytail Lever Range

- Narrow espag. lock set - multi point lever handle, 212mm fixing centres, handed
- Euro lock set - can be used with a euro sash lock in conjunction with a euro cylinder
- Lever lock set - for use with a 5 lever mortice sash lock


	Code		Size	Centres
G	TT000980	Left Espag.	242 x 32 x 13mm	92mm
	TT000985	Right Espag.	242 x 32 x 13mm	92mm
H	TT018255	Euro Lock	152 x 51 x 5mm	47mm
	OEI00690	Lever Lock	152 x 51 x 5mm	57mm



Gothic Lever Range

- Espag. lock set - multi point lever handle, 214mm fixing centres
- Euro lock set - can be used with a euro sash lock in conjunction with a euro cylinder
- Lever lock set - for use with a 5 lever mortice sash lock


	Code		Size	Centres
I	OEI00550	Espag.	248 x 44 x 5mm	92mm
	OEI00560	Euro Lock	248 x 44 x 5mm	47mm
J	OEI00510	Lever Lock	248 x 44 x 5mm	57mm



Gothic Curved Lever Range

- This range is inspired by the medieval period, but the lever handle has been hammered by hand to give a smooth, curved shape and combine heritage with comfort
- Espag. lock set - multi point lever handle, 214mm fixing centres
- Lever lock set - for use with a 5 lever mortice sash lock

	Code		Size	Centres
K	OEI01720	Espag.	248 x 44 x 5mm	92mm
L	OEI00820	Lever Lock	248 x 44 x 5mm	57mm



Tudor Lever Range

- 243mm Fixing centres
- Espag. lock set - multi point lever handle
- Euro lock set - can be used with a euro sash lock in conjunction with a euro cylinder
- Lever lock set - for use with a 5 lever mortice sash lock

	Code		Size	Centres
M	OEI01730	Espag.	273 x 40 x 5mm	92mm
	TT017792	Euro Lock	273 x 40 x 5mm	47mm
N	OEI00620	Lever Lock	273 x 40 x 5mm	57mm

Pewter Care & Maintenance



This finish is very low maintenance and is suitable for use in bathrooms, kitchens and for external purposes.

Regular oiling of all moving parts using our '3-in-1 Oil' (OB010005) is beneficial to the longevity of your products. This process is also highly recommended during initial installation. An oily cloth can also be used to wipe over the product from time to time to aid protection against exterior or environmental elements. This can also be done from installation.

We do not recommend using these products in coastal areas as the salt content in the air will rust all finishes. Only 316 marine grade stainless steel will not rust in this sort of environment and therefore these products cannot be guaranteed.

When decorating, we recommend removing ironmongery prior to painting, staining, or plastering, and only returning fittings once the area has been fully cured. Please avoid using any form of chemical cleaner, e.g. oxalic acid or aerosol sprays to clean products as these can permanently damage the finish.



From the **Anvil**

Letter Plate

- Sprung loaded, heavy duty letter plate with a smooth finish
- Suitable for internal or external use

	Code	Size	Aperture	Fixing Centres
A	OE100190	266 × 110mm	203 × 44mm	243mm
	OE101170	319 × 110mm	254 × 45mm	292mm



From the **Anvil**

Letter Plate Cover

	Code	Size	Fixing Size
	OE100200	266 × 108mm	78 × 12mm
C	OE100110	355 × 127mm	78 × 12mm



From the **Anvil**

Traditional Letterbox

- Supplied as a full kit - contains a tunnel and brushes to reduce drafts and insulate the door
- Minimum door thickness: 42mm, maximum door thickness: 72mm

	Code	Size	Aperture	Fixing Centres
E	TT003675	315 × 92mm	264 × 62mm	283mm



From the **Anvil**

Octagonal Centre Door Knob

	Code	Rose Ø	Knob Ø	Projection
B	OE102290	95mm	82mm	80mm



From the **Anvil**

Centre Door Knob

	Code	Rose Ø	Knob Ø	Projection
D	OE102050	80mm	73mm	85mm



From the **Anvil**

Regency Centre Door Knob

	Code	Rose Ø	Knob Ø	Projection
F	TT001430	75mm	75mm	80mm

G

From the Anvil



Shakespeare Door Knocker

	Code	Ring	Fixing Plate
G	OE101990	94 x 96mm	68 x 68mm

H

From the Anvil



Lion's Head Door Knocker

	Code	Length	Ring	Lion Head
H	OE100130	230mm	115mm	170 x 130mm

I

From the Anvil



Ring Door Knocker

	Code	Ring	Fixing Plate
I	OE101002	114mm	115 x 115mm

J

From the Anvil



Brompton Door Knocker

	Code	Ring	Fixing Plate
J	OB908290	145 x 90 x 15mm	55 x 45mm

K

L

From the Anvil



Numerals & Letters

• 0-9 & A-Z 78mm

	Code		Size
K	OE102210	2	78mm
L	OE102400	B	78mm

M

From the Anvil



Pyramid Door Studs

	Code	Size
M	OE101300	16 x 16mm
	OE101310	20 x 20mm
	OE101320	25 x 25mm



Regency Lever Espag. Lock Set

- Suitable for use with a multi point lock or French door kit in conjunction with a euro cylinder

	Code	Size	Centres	Fixing Centres
A	TT017784	242 x 32 x 13mm	92mm	212mm
	TT018201	241 x 48 x 5mm	92mm	215mm



Regency Lever Euro Lock Set

- Can be used with a euro sash lock in conjunction with a euro cylinder

	Code	Size	Centres	Handle Length
B	TT017783	152 x 48 x 5mm	47mm	120mm



Avon Lever Espag. Lock Set

- Multi point lever handle
- Suitable for use with a euro sash lock in conjunction with a euro cylinder

	Code	Size	Centres	Fixing Centres
C	TT003515	241 x 48 x 5mm	92mm	215mm



Avon Lever Euro Lock Set

- Can be used with a euro sash lock in conjunction with a euro cylinder

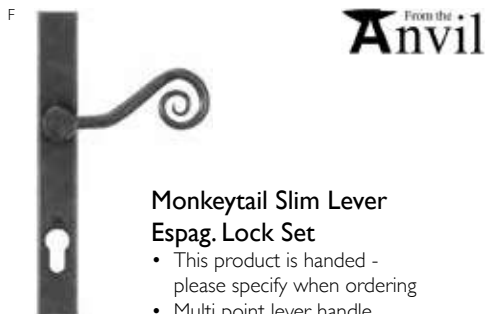
	Code	Size	Centres	Handle Length
D	TT003500	152 x 48 x 5mm	47mm	118mm



Cottage Slimline Lever Espag. Lock Set

- Multi point lever handle
- Suitable for use with a multi point lock or French door kit in conjunction with a euro cylinder

	Code	Size	Centres	Fixing Centres
E	TT018202	242 x 32 x 13mm	92mm	212mm



Monkeytail Slim Lever Espag. Lock Set

- This product is handed - please specify when ordering
- Multi point lever handle

	Code	Size	Centres	Fixing Centres
	TT018726	242 x 32 x 13mm	92mm	212mm
F	TT018727	242 x 32 x 13mm	92mm	212mm



Regency Lever Lock Set

- Suitable for use with a 5 lever mortice sash lock

	Code	Size	Centres	Handle Length
G	TT017780	152 x 48 x 5mm	57mm	120mm



Regency Lever on Rose Set (Plain)

- Suitable for use with a multitude of standard locks, euro locks, latches, escutcheons, and thumbturns for various purposes.
- Other rose options available

	Code	Rose Size	Centres	Handle Length
H	TT018272	53. x 8mm	38mm	131mm



Avon Lever Lock Set

- Suitable for use with a 5 lever mortice sash lock

	Code	Size	Centres	Handle Length
I	TT000850	152 x 48 x 5mm	57mm	118mm



Avon Lever on Rose Set (Plain)


- Suitable for use with a multitude of standard locks, euro locks, latches, escutcheons, and thumbturns for various purposes.
- Other rose options available

	Code	Rose Size	Centres	Handle Length
J	TT018263	53. x 53 x 8mm	38mm	118mm




Regency Escutcheons

	Code		Size
K	TT017800	Lever	45 x 3mm
L	TT017802	Euro	45 x 3mm



Avon Escutcheons

	Code		Size
M	TT003525	Lever	40 x 40mm
N	TT003530	Euro	40 x 40mm



From the **Anvil**

Letter Plate

- Sprung loaded, heavy duty letter plate with a smooth finish
- Suitable for internal or external use

	Code	Size	Aperture	Fixing Centres
A	TT003555	266 x 110mm	203 x 44mm	243mm
	TT003545	319 x 110mm	254 x 45mm	292mm



From the **Anvil**

Letter Plate Cover

	Code	Size	Fixing Size
	TT003560	266 x 108mm	78 x 12mm
C	TT003550	355 x 127mm	78 x 12mm



From the **Anvil**

Traditional Letterbox

- Supplied as a full kit - contains a tunnel and brushes to reduce drafts and insulate the door
- Minimum door thickness: 42mm, maximum door thickness: 72mm

	Code	Size	Aperture	Fixing Centres
E	TT040785	315 x 92mm	264 x 62mm	283mm



From the **Anvil**

Octagonal Centre Door Knob

	Code	Rose Ø	Knob Ø	Projection
B	TT000865	95mm	82mm	80mm



From the **Anvil**

Art Deco Centre Door Knob

	Code	Rose Ø	Knob Ø	Projection
D	TT003520	95mm	82mm	80mm



From the **Anvil**

Regency Centre Door Knob

	Code	Rose Ø	Knob Ø	Projection
F	TT017798	75mm	75mm	80mm



Doctors Door Knocker

	Code	Length	Width	Projection
G	TT041090	196mm	57mm	69mm



Pear Shaped Door Knocker

	Code	Ring	Fixing Plate
H	TT000855	95 x 133mm	50mm



Ring Door Knocker

	Code	Ring	Fixing Plate
I	TT003535	114mm	115 x 115mm



Regency Door Knocker

	Code	Ring	Fixing Plate
J	TT017804	108mm	50mm



Rim Cylinder Pull

	Code	Size
K	TT000875	81 x 50mm

External Beeswax Care & Maintenance

External Beeswax is manufactured using a unique anti-corrosive beeswax. Much like standard Beeswax, it offers a matt richness with a depth of colour, ranging from blue to deep ochre red. This natural finish is a far softer alternative to black powder coating.

Although this finish already offers a very strong barrier against environmental conditions, we recommend re-applying a small amount of Maintenance Wax (OE022130) periodically with a cloth or brush which provides additional protection. Regular oiling of all moving parts using our '3-in-1 Oil' (OB10005) is beneficial to the longevity of products. This process is also highly recommended during initial installation.



ALEXANDER & WILKS
Britain's Finest Ironmongery

Hurricane Knurled Lever

- A modern diamond-cut knurled pattern, against a square silhouette, finished with a plain round rose
- Supplied in pairs complete with fixings
- Created from a base of solid brass
- PVD products come with a 25 year finish guarantee

	Code	Rose Ø	Lever Length	Finish
	OC353915	50mm	113mm	Antique Brass
A	OC353920	50mm	113mm	Dark Bronze PVD
	OC353925	50mm	113mm	Polished Nickel PVD
	OC353930	50mm	113mm	Satin Brass PVD



ALEXANDER & WILKS
Britain's Finest Ironmongery

Harrier Knurled Lever

- A modern diamond-cut knurled pattern, against a mitred cylindrical stem silhouette, finished with a plain round rose
- Supplied in pairs complete with fixings
- Created from a base of solid brass
- PVD products come with a 25 year finish guarantee

	Code	Rose Ø	Lever Length	Finish
B	OC353975	50mm	110.5mm	Antique Brass
	OC353980	50mm	110.5mm	Dark Bronze PVD
	OC353985	50mm	110.5mm	Polished Nickel PVD
	OC353990	50mm	110.5mm	Satin Brass PVD



ALEXANDER & WILKS
Britain's Finest Ironmongery

Spitfire Knurled Lever

- A modern diamond-cut knurled pattern, against a T-bar cylindrical stem silhouette, finished with a plain round rose
- Supplied in pairs complete with fixings
- Created from a base of solid brass
- PVD products come with a 25 year finish guarantee

	Code	Rose Ø	Lever Length	Finish
	OC353995	50mm	142mm	Antique Brass
	OC354000	50mm	142mm	Dark Bronze PVD
C	OC354005	50mm	142mm	Polished Nickel PVD
	OC354010	50mm	142mm	Satin Brass PVD

D

**ALEXANDER
& WILKS**
Britain's Finest Ironmongery



Hurricane Reeded Lever

- A modern reeded barrel lever, against a square silhouette, finished with a plain round rose
- Supplied in pairs complete with fixings
- Created from a base of solid brass
- PVD products come with a 25 year finish guarantee

	Code	Rose Ø	Lever Length	Finish
	OC353955	50mm	113mm	Antique Brass
	OC353960	50mm	113mm	Dark Bronze PVD
	OC353965	50mm	113mm	Polished Nickel PVD
D	OC353970	50mm	113mm	Satin Brass PVD

E

**ALEXANDER
& WILKS**
Britain's Finest Ironmongery



Hurricane Plain Lever

- A modern plain barrel lever, against a square silhouette, finished with a plain round rose
- Supplied in pairs complete with fixings
- Created from a base of solid brass
- PVD products come with a 25 year finish guarantee

	Code	Rose Ø	Lever Length	Finish
	OC353935	50mm	113mm	Antique Brass
	OC353940	50mm	113mm	Dark Bronze PVD
E	OC353945	50mm	113mm	Polished Nickel PVD
	OC353950	50mm	113mm	Satin Brass PVD

F

**ALEXANDER
& WILKS**
Britain's Finest Ironmongery



Spitfire Reeded Lever

- A stylish reeded textured lever, against a T-bar cylindrical stem silhouette, finished with a plain round rose
- Supplied in pairs complete with fixings
- Created from a base of solid brass
- PVD products come with a 25 year finish guarantee

	Code	Rose Ø	Lever Length	Finish
	OC354015	50mm	142mm	Antique Brass
F	OC354020	50mm	142mm	Dark Bronze PVD
	OC354025	50mm	142mm	Polished Nickel PVD
	OC354030	50mm	142mm	Satin Brass PVD

G

**ALEXANDER
& WILKS**
Britain's Finest Ironmongery



Spitfire Hammered Lever

- A stylish hammered lever, against a T-bar cylindrical stem silhouette, finished with a plain round rose
- Supplied in pairs complete with fixings
- Created from a base of solid brass

	Code	Rose Ø	Lever Length	Finish
G	OC354040	50mm	142mm	Italian Brass
	OC354035	50mm	142mm	Dark Bronze
	OC354045	50mm	142mm	Satin Brass

Lever Door Handles



Key Escutcheons

- Created from a base of solid brass
- **Finishes:** antique brass, dark bronze PVD, polished nickel PVD, satin brass PVD, italian brass, dark bronze, satin brass

	Code	Rose Ø	Key	Finish
A	OC354290	50mm	Key	Antique Brass



Euro Escutcheons

- Created from a base of solid brass
- **Finishes:** antique brass, dark bronze PVD, polished nickel PVD, satin brass PVD, italian brass, dark bronze, satin brass

	Code	Rose Ø	Euro	Finish
B	OC354260	50mm	Euro	Dark Bronze PVD



Plain Turn & Release

- Created from a base of solid brass
- PVD products come with a 25-year finish guarantee
- **Finishes:** antique brass, dark bronze PVD, polished nickel PVD, satin brass PVD

	Code	Rose Ø	Finish
C	OC354915	50mm	Polished Nickel PVD



Knurled Turn & Release

- Created from a base of solid brass
- PVD products come with a 25-year finish guarantee
- **Finishes:** antique brass, dark bronze PVD, polished nickel PVD, satin brass PVD

	Code	Rose Ø	Finish
D	OC354900	50mm	Satin Brass PVD



Reeded Turn & Release

- Created from a base of solid brass
- PVD products come with a 25-year finish guarantee
- **Finishes:** antique brass, dark bronze PVD, polished nickel PVD, satin brass PVD

	Code	Rose Ø	Finish
E	OC354925	50mm	Antique Brass



Hammered Turn & Release

- Created from a base of solid brass
- PVD products come with a 25-year finish guarantee
- **Finishes:** italian brass, dark bronze, satin brass

	Code	Rose Ø	Finish
F	OC354950	50mm	Dark Bronze

TUPAI®

quality designer levers by

atlantic uk
architectural hardware



Lever Door Handles



Hinton

- Sprung lever handles
- A classic Georgian lever that will suit both traditional and contemporary settings
- On rose size: 60 x 8mm, handle length: 128mm
- On plate size: 152 x 50 x 8mm, handle length: 128mm
- Forged from solid brass
- For internal and external doors
- Sold as a set
- Supplied with matching SS bolt through fixings & SS wood screws

	Code		Finish
A	TT017436	Lever On Rose	Aged Brass
	TT017448	Lever On Rose	Polished Nickel
	TT017442	Lever On Rose	Polished Chrome
	TT017454	Lever On Rose	Aged Bronze
	TT017460	Lever On Rose	Polished Bronze
	TT017438	Lever Latch	Aged Brass
B	TT017450	Lever Latch	Polished Nickel
	TT017444	Lever Latch	Polished Chrome
	TT017456	Lever Latch	Aged Bronze
	TT017462	Lever Latch	Polished Bronze
	TT017440	Lever Euro	Aged Brass
	TT017452	Lever Euro	Polished Nickel
C	TT017446	Lever Euro	Polished Chrome
	TT017458	Lever Euro	Aged Bronze
	TT017464	Lever Euro	Polished Bronze
	TT017437	Lever Lock	Aged Brass
	TT017449	Lever Lock	Polished Nickel
	TT017443	Lever Lock	Polished Chrome
D	TT017455	Lever Lock	Aged Bronze
	TT017461	Lever Lock	Polished Bronze
	TT017439	Lever Bathroom	Aged Brass
	TT017451	Lever Bathroom	Polished Nickel
	TT017445	Lever Bathroom	Polished Chrome
	TT017457	Lever Bathroom	Aged Bronze
E	TT017463	Lever Bathroom	Polished Bronze





Needed

- Sprung lever handles
- A classic Georgian lever that will suit both traditional and contemporary settings
- On rose size: 60 x 8mm, handle length: 123mm
- On plate size: 152 x 50 x 8mm, handle length: 123mm
- Forged from solid brass
- For internal and external doors
- Sold as a set
- Supplied with matching SS bolt through fixings & SS wood screws

	Code		Finish
F	TT000065	Lever On Rose	Aged Brass
	TT000060	Lever On Rose	Polished Nickel
	TT002650	Lever On Rose	Polished Chrome
	TT000575	Lever On Rose	Aged Bronze
	TT003830	Lever On Rose	Polished Bronze
	TT001015	Lever Latch	Aged Brass
G	TT001100	Lever Latch	Polished Nickel
	TT001065	Lever Latch	Polished Chrome
	TT002600	Lever Latch	Aged Bronze
	TT003815	Lever Latch	Polished Bronze
	TT000055	Lever Euro	Aged Brass
	TT001110	Lever Euro	Polished Nickel
H	TT001075	Lever Euro	Polished Chrome
	TT002610	Lever Euro	Aged Bronze
	TT003825	Lever Euro	Polished Bronze
	TT000990	Lever Lock	Aged Brass
	TT001095	Lever Lock	Polished Nickel
	TT001060	Lever Lock	Polished Chrome
I	TT002595	Lever Lock	Aged Bronze
	TT003810	Lever Lock	Polished Bronze
	TT001020	Lever Bathroom	Aged Brass
	TT001105	Lever Bathroom	Polished Nickel
	TT001070	Lever Bathroom	Polished Chrome
	TT002605	Lever Bathroom	Aged Bronze
J	TT003820	Lever Bathroom	Polished Bronze



Lever Door Handles



Newbury

- Sprung lever handles
- The simple and slender design fits well into many different property types
- On rose size: 60 x 8mm, handle length: 124mm
- On plate size: 152 x 50 x 8mm, handle length: 124mm
- Forged from solid brass
- For internal and external doors
- Sold as a set
- Supplied with matching SS bolt through fixings & SS wood screws

	Code		Finish
A	TT003255	Lever On Rose	Aged Brass
	TT003315	Lever On Rose	Polished Nickel
	TT003285	Lever On Rose	Polished Chrome
	TT003320	Lever On Rose	Aged Bronze
	TT003860	Lever On Rose	Polished Bronze
	TT003240	Lever Latch	Aged Brass
B	TT003300	Lever Latch	Polished Nickel
	TT003270	Lever Latch	Polished Chrome
	TT000815	Lever Latch	Aged Bronze
	TT003845	Lever Latch	Polished Bronze
	TT003250	Lever Euro	Aged Brass
	TT003310	Lever Euro	Polished Nickel
C	TT003280	Lever Euro	Polished Chrome
	TT000825	Lever Euro	Aged Bronze
	TT003855	Lever Euro	Polished Bronze
	TT003235	Lever Lock	Aged Brass
	TT003295	Lever Lock	Polished Nickel
	TT003265	Lever Lock	Polished Chrome
D	TT000810	Lever Lock	Aged Bronze
	TT003840	Lever Lock	Polished Bronze
	TT003245	Lever Bathroom	Aged Brass
	TT003305	Lever Bathroom	Polished Nickel
	TT003275	Lever Bathroom	Polished Chrome
	TT000820	Lever Bathroom	Aged Bronze
E	TT003850	Lever Bathroom	Polished Bronze





ALLART PRECISION®



A stunning collection of fine cut and precision knurled door, window & cabinet hardware. Available in over 30 finishes & patinas which can be mixed and matched as desired.

FRANK ALLART
1914
BIRMINGHAM · ENGLAND


Makers of fine English hardware

www.frankallart.com

Visit your local showroom

107

Lever Door Handles



Avon

- Anvils' signature design, extremely popular for their simplicity. The lever is hammered into shape by hand, giving it a contemporary yet individual edge
- Square rose: 52 x 52 x 5mm
- Handle length: 118mm
- For internal and external doors
- Sprung or unsprung available
- Can be used with a multitude of standard locks, euro locks, latches, escutcheons & thumbturns for various uses within the home
- Sold as a set
- Supplied with matching SS wood screws and bolt through fixings
- **Finishes:** black, pewter; beeswax

Code		Finish
A	OE027250 Unsprung Lever	Black
B	OE102020 Sprung Lever	Pewter
C	TT003505 Sprung Lever	Beeswax



Avon

- Anvils' signature design
- Round rose: 53 x 8mm
- Handle length: 118mm
- Can be used with a multitude of standard locks, euro locks, latches, escutcheons & thumbturns for various uses within the home
- Sold as a set
- Supplied with matching SS wood screws and bolt through fixings
- **Finishes:** black, pewter; beeswax, polished chrome, aged brass, polished nickel, aged bronze, polished bronze

Code		Finish
D	TT018651 Lever - Square Rose	Pewter
E	TT018814 Lever - Plain Rose	Polished Chrome
F	TT018732 Lever - Art Deco Rose	Aged Brass
G	TT018741 Lever - Beehive Rose	Polished Nickel



Avon

- Anvils' signature design
- Slimline back plate: 242 x 32 x 13mm
- Standard back plate: 152 x 48 x 8mm
- Large back plate: 241 x 48 x 5mm
- Handle length: 118mm
- Sold as a set
- Supplied with matching SS bolt through fixings
- Available in large lever latch, large lever euro, large lever lock, large lever bathroom, lever latch, lever euro, lever lock, lever bathroom or slimline lever latch
- **Finishes:** black, pewter


	Code		Finish
H	TT017842	Slimline Lever Latch	Black
I	OE100090	Lever Latch	Pewter
J	OE026890	Large Lever Euro	Black



Avon

- Anvils' signature design, extremely popular for their simplicity. The lever is hammered into shape by hand, giving it a contemporary yet individual edge
- Slimline back plate: 242 x 32 x 13mm
- Standard back plate: 152 x 48 x 8mm
- Handle length: 118mm
- Sold as a set
- Supplied with matching SS wood screws and bolt through fixings
- Available in lever latch, lever euro, lever lock, lever bathroom or slimline lever latch
- **Finishes:** beeswax, polished chrome, aged brass, polished nickel, aged bronze, polished bronze


	Code		Finish
K	TT018352	Lever Lock	Polished Bronze



Straight Lever Handles

- Suitable for internal or external use. Beeswax finish can only be used externally if in a protected porch etc.
- Size: 148 x 39 x 8mm, handle length: 124mm
- Supplied with matching SS wood screws
- Sold in pairs c/w 8mm spindle & fixings
- Available in lever latch, lever euro, lever lock, lever bathroom
- **Finishes:** black, pewter; beeswax (except lever euro), polished brass, polished chrome, satin chrome

	Code		Finish
A	OBI192530	Lever Latch	Beeswax
B	TT018344	Lever Euro	Satin Chrome
C	TT000410	Lever Lock	Polished Brass
D	OEI02048	Lever Bathroom	Pewter



Cromwell Lever Handle Range

- The Cromwell range of handles have a 'Tudor' style backplate & come with a slightly flattened, triangular shaped handle
- A strong spring incorporated into the stylish boss design to give it both functionality & elegance
- Size: 273 x 40 x 8mm, handle length: 125mm
- Sold in pairs c/w 8mm spindle & fixings

	Code		Finish
E	OE022700	Lever Lock	Black
	OEI01520	Lever Lock	Pewter
	OE022710	Lever Latch	Black
F	OEI01530	Lever Latch	Pewter
G	OE022720	Lever Bathroom	Black
	OEI01540	Lever Bathroom	Pewter




Gothic Lever Handle Range



- Made from steel
- Suitable for internal or external use. Beeswax finish can only be used externally if in a protected porch etc.
- Size: 248 x 44 x 8mm, handle length: 125mm
- Sold in pairs c/w 8mm spindle & fixings
- Maintenance instructions must be followed to preserve the finish of your product

	Code		Finish
	OE024110	Lever Latch	Black
	OE100520	Lever Latch	Pewter
	OB191720	Lever Latch	Beeswax
	OE024130	Lever Euro Lock	Black
	OE100560	Lever Euro Lock	Pewter
	OE024050	Lever Euro Lock	Beeswax
H	OE024120	Lever Lock	Black
	OE100510	Lever Lock	Pewter
	OB191730	Lever Lock	Beeswax
	OE024100	Lever Bathroom	Black
I	OE100570	Lever Bathroom	Pewter
	OB191740	Lever Bathroom	Beeswax



CROFT

Perfection. Our Default Standard.

150 years of history reflected in a beautifully curated portfolio of architectural hardware.

Designed, crafted and perfected in England.

www.croft.co.uk

Lever Door Handles

A



B



Monkey Tail Lever Handle Range

- Size: 152 x 51 x 8mm, handle length: 127mm
- Sold in pairs c/w 8mm spindle & fixings

	Code		Finish
A	OE023730	Lever on rose	Black
	OE100660	Lever on rose	Pewter
	OBI92080	Lever on rose	Beeswax
	OE021520	Lever Latch	Black
B	OE100700	Lever Latch	Pewter
	OBI92200	Lever Latch	Beeswax
	TT018254	Lever Euro	Black
	TT018255	Lever Euro	Pewter
C	OE024150	Lever Lock	Black
	OE100690	Lever Lock	Pewter
	OBI92190	Lever Lock	Beeswax
	OE024040	Lever Bathroom	Black
	OE100710	Lever Bathroom	Pewter
	OBI92210	Lever Bathroom	Beeswax

C



D



Standard Ring Turn

- Sold in pairs c/w 8mm spindle & fixings

	Code	Rose	Ring	Finish
	OE022260	67mm	67mm	Black
D	OE101260	67mm	67mm	Pewter
	OBI90770	67mm	67mm	Beeswax

E



Shakespeare Ring Turn

- The strength of the spring found in a heavy-duty latch will ensure the ring turn returns to its original position
- Maximum door thickness: 98mm
- Sold in pairs c/w 8mm spindle & fixings

	Code	Fixing Plate	Handle	Finish
E	OE026860	130mm	95mm	Black
	OE101230	130mm	95mm	Pewter



Bean Thumb Latches

- These blacksmith thumb latches are hammered into shape from mild steel using the traditional manufacturing method of an anvil and fire
- To restrict the latch bar movement a staple pin & a screw-on staple pin are provided (discard unused pin)
- Sold as a set & supplied with necessary fixing screws
- **Sizes:** 210 x 140 x 190mm, 210 x 174 x 190mm, 228 x 140 x 205mm
- **Finishes:** black, pewter; beeswax

	Code	Handle	Thumb	Latch	Finish
F	OE101710	228mm	140mm	205mm	Pewter



Gothic Thumb Latches

- To restrict the latch bar movement a staple pin & a screw-on staple pin are provided (discard unused pin)
- Thumb bar size allows for use on doors with a maximum thickness of 55mm
- Sold as a set & supplied with necessary fixing screws
- **Sizes:** 216 x 140 x 190mm, 216 x 170 x 190mm
- **Finishes:** black, pewter; beeswax

	Code	Handle	Thumb	Latch	Finish
G	OE027850	216mm	140mm	190mm	Black

Cottage Latches

- A well designed, solid Cottage latch which is made completely from steel, including the bar & keeps
- Handed product - for example on an inward opening doors/gates hinged on the left, a left hand cottage latch would be required
- This comes complete as a latch for one side of your door/gate and a ring turn handle on rosette for the other side
- Overall size: 152 x 103mm, handle size: 69mm
- Supplied with an 8mm spindle which allows use on doors up to a thickness of 70mm
- Sold as a set & supplied with matching fixings

	Code		Finish
	OE024270	Left Hand	Black
	OE024280	Right Hand	Black
H	OE101090	Left Hand	Pewter
	OE101100	Right Hand	Pewter
	OBI90390	Left Hand	Beeswax
I	OBI90400	Right Hand	Beeswax
	TT018539	Left Hand	External Beeswax
	TT018540	Right Hand	External Beeswax



	Code	Size	Finish
A	TT000400	51 x 31mm	Key Polished Brass
	TT000405	51 x 31mm	Key Aged Brass
B	TT000395	51 x 31mm	Key Polished Nickel
	TT002815	51 x 31mm	Key Polished Chrome
	TT017662	51 x 31mm	Key Satin Chrome
	TT000560	51 x 31mm	Key Aged Bronze
	TT003875	51 x 31mm	Key Polished Bronze
	OE023930	51 x 31mm	Key Black
	OE101080	51 x 31mm	Key Pewter
	OBI91550	51 x 31mm	Key Beeswax
	TT002270	51 x 31mm	Euro Polished Brass
	TT002285	51 x 31mm	Euro Aged Brass
TT002265	51 x 31mm	Euro Polished Nickel	
TT002810	51 x 31mm	Euro Polished Chrome	
TT017663	51 x 31mm	Euro Satin Chrome	
TT002585	51 x 31mm	Euro Aged Bronze	
C	TT003880	51 x 31mm	Euro Polished Bronze
	OE026920	51 x 31mm	Euro Black
D	OE101370	51 x 31mm	Euro Pewter
	TT003575	51 x 31mm	Euro External Beeswax
E	TT017664	50 x 29mm	w/cover Polished Brass
	TT017665	50 x 29mm	w/cover Aged Brass
	TT017666	50 x 29mm	w/cover Polished Nickel
	TT017667	50 x 29mm	w/cover Polished Chrome
	TT017670	50 x 29mm	w/cover Satin Chrome
	TT017668	50 x 29mm	w/cover Aged Bronze
	TT017669	50 x 29mm	w/cover Polished Bronze
	OE023920	50 x 29mm	w/cover Black
	OE101070	50 x 29mm	w/cover Pewter
	OBI90470	50 x 29mm	w/cover Beeswax
G	TT002315	30mm	w/cover Polished Brass
	TT002250	30mm	w/cover Aged Brass
	TT000415	30mm	w/cover Polished Nickel
	TT002805	30mm	w/cover Polished Chrome
	TT000565	30mm	w/cover Aged Bronze
H	TT002325	30mm	w/cover Ebony
	TT002320	30mm	w/cover Rosewood
	TT000290	47 x 29mm	w/cover Polished Brass
I	TT002275	47 x 29mm	w/cover Aged Brass
	TT002255	47 x 29mm	w/cover Polished Nickel
J	OBI90570	47 x 29mm	w/cover Ebony
	TT001680	47 x 29mm	w/cover Rosewood



Plain Escutcheons

- These complement all of the Anvil mortice knob and lever on rose designs
- Supplied with matching SS wood screws



Beehive Escutcheon

- These complement all of the Anvil mortice knob and lever on rose designs
- Supplied with matching SS wood screws

	Code	Size	Finish
	TT000285	58 x 25mm	Polished Brass
K	TT002280	58 x 25mm	Aged Brass
	TT002260	58 x 25mm	Polished Nickel
	TT002800	58 x 25mm	Polished Chrome
	TT017671	58 x 25mm	Satin Chrome
	TT002590	58 x 25mm	Aged Bronze
	TT003885	58 x 25mm	Polished Bronze
	OBI92810	58 x 25mm	Ebony
	TT000915	58 x 25mm	Ebony/Polished Nickel
L	OBI90560	58 x 25mm	Rosewood
	TT003690	58 x 25mm	Rosewood/Polished Nickel



Regency Concealed Escutcheon

- Escutcheons to complement all of Anvils' mortice knob and lever on rose designs
- This escutcheon is used with a euro profile lock in conjunction with a euro cylinder
- Supplied with matching SS wood screws

	Code	Size	Finish
	TT017587	52mm	Aged Brass
M	TT017588	52mm	Polished Nickel
	TT017589	52mm	Polished Chrome
N	TT017579	52mm	Black
	TT017580	52mm	Pewter
	TT017581	52mm	External Beeswax

Round Bathroom Turn & Release

- Designed to complement the range of mortice knob sets and lever on rose handles
- Maximum door thickness 64mm
- Supplied with matching SS wood screws

	Code	Size	Finish
	TT002295	50mm	Polished Brass
	TT000390	50mm	Aged Brass
	TT002290	50mm	Polished Nickel
O	TT002835	50mm	Polished Chrome
	TT017673	50mm	Satin Chrome
	TT000580	50mm	Aged Bronze
	TT003890	50mm	Polished Bronze



A

atlantic uk
architectural hardware



Richmond Old English Lever Handle

- Sold in pairs c/w 8mm spindle & fixings

	Code		A	B	Finish
A	OA040100	Richmond	51	133	Distressed Silver
	OA040120	Richmond	51	133	Matt Gun Metal

B

atlantic uk
architectural hardware



Wrexham Old English Lever Handle

- Sold in pairs c/w 8mm spindle & fixings

	Code		A	B	Finish
B	OA040150	Wrexham	51	124	Matt Antique Brass

C

atlantic uk
architectural hardware



Durham Old English Lever Handle

- Sold in pairs c/w 8mm spindle & fixings

	Code		A	B	Finish
	OA040130	Durham	51	129	Distressed Silver
C	OA040140	Durham	51	129	Matt Gun Metal

D

atlantic uk
architectural hardware



Oxford Old English Lever Handle

- Sold in pairs c/w 8mm spindle & fixings

	Code		A	B	Finish
D	OA040160	Oxford	51	128	Matt Antique Brass

CLICK & COLLECT
www.acleigh.co.uk

E

atlantic uk
architectural hardware



Cambridge Old English Lever Handle

- Sold in pairs c/w 8mm spindle & fixings

	Code		A	B	Finish
E	OA040220	Cambridge	51	124	Matt Antique Brass



atlantic uk
architectural hardware

Colchester Old English Lever Handle

- Sold in pairs c/w 8mm spindle & fixings

	Code		A	B	Finish
F	OA040230	Colchester	51	112	Antique Brass
	OA040240	Colchester	51	112	Distressed Silver
	OA040250	Colchester	51	112	Matt Gun Metal



atlantic uk
architectural hardware

Warwick Old English Lever Handle

- Sold in pairs c/w 8mm spindle & fixings

	Code		A	B	Finish
	OA044250	Warwick	51	121	Antique Brass
G	OA040260	Warwick	51	121	Distressed Silver
	OA040270	Warwick	51	121	Matt Antique Brass
	OA040280	Warwick	51	121	Matt Gun Metal



atlantic uk
architectural hardware

Old English Escutcheons

- Sold in singles c/w fixings
- Euro or key escutcheon
- Finishes:** antique brass, distressed silver, matt antique brass, matt gun metal

	Code	Rose Ø		Finish
H	OA040820	51mm	Key	Matt Antique Brass
I	OA040880	51mm	Euro	Matt Gun Metal



atlantic uk
architectural hardware

Old English Bathroom Turn & Release

- Sold c/w 5mm spindle & fixings

	Code	Rose Ø	Finish
J	OA040750	51mm	Antique Brass
K	OA040015	51mm	Distressed Silver
	OA040770	51mm	Matt Antique Brass
	OA040780	51mm	Matt Gun Metal



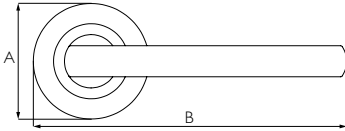
atlantic uk
architectural hardware

Old English Warwick Handle

- A 175, B 51, C 121mm
- Available in: lever lock, lever latch, lever bathroom
- Finishes:** antique brass, distressed silver, matt antique brass, matt gun metal

	Code		Finish
L	OA043540	Lever Latch	Matt Gun Metal
M	OA043560	Lever Bathroom Lock	Distressed Silver

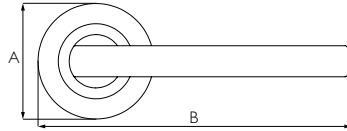
Lever Door Handles



Millhouse Brass Mason Lever Handle

- Solid brass
- Sold in pairs c/w 8mm spindle & fixings

	Code		A	B	Finish
	OA045260	Mason	51	143	Yester Bronze
A	OA045335	Mason	51	143	Urban Dark Bronze
B	OA045265	Mason	51	143	Satin Nickel
	OA045270	Mason	51	143	Satin Brass
	OA045340	Mason	51	143	Polished Chrome
	OA045345	Mason	51	143	Matt Black



Millhouse Brass Crompton Lever Handle

- Solid brass
- Sold in pairs c/w 8mm spindle & fixings

	Code		A	B	Finish
C	OA045305	Crompton	51	142	Yester Bronze
	OA045310	Crompton	51	142	Urban Dark Bronze
	OA045315	Crompton	51	142	Satin Nickel
D	OA045320	Crompton	51	142	Satin Brass
	OA045325	Crompton	51	142	Polished Chrome
	OA045330	Crompton	51	142	Matt Black



Millhouse Brass Stephenson Lever Handle

- Solid brass
- Sold in pairs c/w 8mm spindle & fixings
- **Finishes:** yester bronze, urban dark bronze, satin nickel, satin brass, polished chrome, matt black


	Code		A	B	Finish
E	OA045280	Stephenson	51	140	Matt Black



Millhouse Brass Cartwright Lever Handle

- Solid brass
- Sold in pairs c/w 8mm spindle & fixings


	Code		A	B	Finish
	OA045350	Cartwright	51	142.5	Satin Nickel
F	OA045355	Cartwright	51	142.5	Polished Chrome
	OA045360	Cartwright	51	142.5	Matt Black



Millhouse Brass Key & Euro Escutcheons

- Solid brass
- **Finishes:** yester bronze, urban dark bronze, satin nickel, satin brass, polished chrome, matt black

	Code		Finish
G	OA045575	Key	Yester Bronze
H	OA045615	Euro	Urban Dark Bronze



Millhouse Brass Open Key Escutcheons

- Solid brass
- **Finishes:** yester bronze, urban dark bronze, satin nickel, polished nickel, satin brass, polished chrome, matt black

	Code		Finish
I	OA045655	Open Key	Satin Nickel
J	OA045660	Open Key	Satin Brass



Millhouse Brass Plain Turn & Release

- Solid brass
- **Finishes:** yester bronze, urban dark bronze, satin nickel, polished nickel, satin brass, polished chrome, matt black

	Code	Rose Ø	Finish
K	OA045470	51mm	Polished Chrome



Millhouse Brass Linear Turn & Release

- Solid brass
- **Finishes:** yester bronze, urban dark bronze, satin nickel, satin brass, polished chrome, matt black

	Code	Rose Ø	Finish
L	OA045510	51mm	Matt Black



Millhouse Brass Knurled Turn & Release

- Solid brass
- **Finishes:** yester bronze, urban dark bronze, satin nickel, satin brass, polished chrome, matt black

	Code	Rose Ø	Finish
M	OA045515	51mm	Yester Bronze

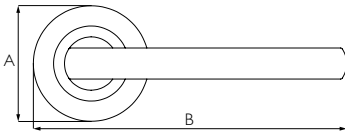



Millhouse Brass Oval Turn & Release

- Solid brass
- **Finishes:** antique brass, urban dark bronze, satin nickel, polished nickel, satin brass, matt black

	Code	Rose Ø	Finish
N	OA045570	51mm	Antique Brass


Lever Door Handles



Asti Forme Lever Handle On Rose

- Sold in pairs c/w 8mm spindle & fixings

	Code		A	B	Finish
A	OA042500	Asti	52	141	Matt Black
	OA042510	Asti	52	141	Polished Chrome
	OA042520	Asti	52	141	Satin Chrome
	OA044300	Asti	52	141	Satin Nickel
	OA044305	Asti	52	141	Urban Bronze
	OA042530	Asti	52	141	Urban Graphite
B	OA042540	Asti	52	141	Yester Bronze



Milly Forme Lever Handle On Rose

- Sold in pairs c/w 8mm spindle & fixings
- **Finishes:** matt black, polished chrome, satin chrome, satin nickel, urban bronze, urban graphite, satin copper

	Code		A	B	Finish
E	OA043940	Milly	50	128	Satin Copper



Crystal Forme Lever Handle On Rose

- Sold in pairs c/w 8mm spindle & fixings


	Code		A	B	Finish
C	OA042560	Crystal	52	156	Polished Chrome
	OA042570	Crystal	52	156	Satin Chrome
	OA042580	Crystal	52	156	Yester Bronze



Olimpia Forme Lever Handle On Rose

- Sold in pairs c/w 8mm spindle & fixings

	Code		A	B	Finish
	OA042630	Olimpia	52	151	Polished Chrome
D	OA042640	Olimpia	52	151	Satin Chrome



Boston Forme Lever Handle On Rose

- Sold in pairs c/w 8mm spindle & fixings

	Code		A	B	Finish
	OA042690	Boston	52	151	Matt Black
	OA042700	Boston	52	151	Polished Chrome
F	OA042720	Boston	52	151	Urban Graphite

G

atlantic uk
architectural hardware



Foglia Forme Lever Handle On Rose

- Sold in pairs c/w 8mm spindle & fixings

Code		A	B	Finish
OA042590	Foglia	52	146	Matt Black
OA042600	Foglia	52	146	Polished Chrome
G OA042610	Foglia	52	146	Satin Chrome

H

atlantic uk
architectural hardware



Elle Forme Lever Handle On Rose

- Sold in pairs c/w 8mm spindle & fixings
- **Finishes:** matt black, polished chrome, satin chrome, satin nickel, urban dark bronze, urban graphite

Code		A	B	Finish
H OA044425	Elle	50	127	Urban Dark Bronze

I

atlantic uk
architectural hardware



Ginevra Forme Lever Handle On Rose

- Sold in pairs c/w 8mm spindle & fixings
- **Finishes:** matt black, satin chrome

Code		A	B	Finish
I OA042795	Ginevra	52	151	Matt Black

J

atlantic uk
architectural hardware



Monza Forme Lever Handle On Rose

- Sold in pairs c/w 8mm spindle & fixings

Code		A	B	Finish
J OA042660	Monza	50	145	Satin Chrome

K

L

atlantic uk
architectural hardware



Forme Euro & Key Escutcheon

- Sold in singles c/w fixings
- **Finishes:** matt black, polished chrome, satin chrome, satin nickel, urban bronze, urban dark bronze, urban graphite, yester bronze, satin copper

Code	Rose Ø	Finish
K OA042770	52mm	Matt Black
L OA042860	52mm	Yester Bronze

M

N

atlantic uk
architectural hardware



Forme Bathroom Turn & Release

- Sold c/w 5mm spindle & fixings
- **Finishes:** matt black, polished chrome, satin chrome, satin nickel, urban bronze, urban dark bronze, urban graphite, yester bronze, satin copper

Code	Rose Ø	Finish
M OA044355	52mm	Satin Nickel
N OA044350	52mm	Urban Bronze

Lever Door Handles



Naxos Forme Lever Handle On Rose

- Sold in pairs c/w 8mm spindle & fixings

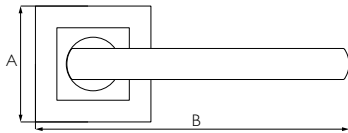
Code		A	B	Finish	
OA044435	Naxos	50	140	Matt Black	
OA044440	Naxos	50	140	Polished Chrome	
OA044445	Naxos	50	140	Satin Chrome	
C	OA043943	Naxos	50	140	Urban Graphite



Crystal Forme Lever Handle On Rose

- Sold in pairs c/w 8mm spindle & fixings

Code		A	B	Finish	
OA043000	Crystal	50	155	Polished Chrome	
OA043010	Crystal	50	155	Satin Chrome	
D	OA043020	Crystal	50	155	Yester Bronze



Alila Forme Lever Handle On Rose

- Sold in pairs c/w 8mm spindle & fixings

Code		A	B	Finish	
OA044450	Alila	50	128	Matt Black	
A	OA044455	Alila	50	128	Polished Nickel
	OA044460	Alila	50	128	Satin Nickel
B	OA044465	Alila	50	128	Urban Dark Bronze



Asti Forme Lever Handle On Rose

- Sold in pairs c/w 8mm spindle & fixings
- **Finishes:** matt black, polished chrome, satin chrome, satin nickel, urban bronze, urban dark bronze, urban graphite, yester bronze, polished/satin chrome

Code		A	B	Finish	
E	OA042990	Asti	50	140	Pol/Sat Chrome



Olimpia Forme Lever Handle On Rose

- Sold in pairs c/w 8mm spindle & fixings

Code		A	B	Finish	
OA043070	Olimpia	50	150	Polished Chrome	
F	OA043080	Olimpia	50	150	Satin Chrome

G

atlantic uk
architectural hardware



Artemide Forme Lever Handle On Rose

- Sold in pairs c/w 8mm spindle & fixings

	Code		A	B	Finish
G	OA042920	Artemide	50	138	Matt Black
	OA042930	Artemide	50	138	Urban Graphite

H

atlantic uk
architectural hardware



Ginevra Forme Lever Handle On Rose

- Sold in pairs c/w 8mm spindle & fixings

	Code		A	B	Finish
	OA043170	Ginevra	50	150	Matt Black
H	OA043180	Ginevra	50	150	Polished Chrome

I

atlantic uk
architectural hardware



Monza Forme Lever Handle On Rose

- Sold in pairs c/w 8mm spindle & fixings

	Code		A	B	Finish
I	OA043110	Monza	50	145	Satin Chrome

J

atlantic uk
architectural hardware



Lorena Forme Lever Handle On Rose

- Sold in pairs c/w 8mm spindle & fixings

	Code		A	B	Finish
J	OA043942	Lorena	50	135	Satin Copper

K

atlantic uk
architectural hardware



Boston Forme Lever Handle On Rose

- Sold in pairs c/w 8mm spindle & fixings

	Code		A	B	Finish
	OA043130	Boston	50	150	Matt Black
	OA043140	Boston	50	150	Polished Chrome
K	OA043160	Boston	50	150	Urban Graphite

L

atlantic uk
architectural hardware



Foglia Forme Lever Handle On Rose

- Sold in pairs c/w 8mm spindle & fixings

	Code		A	B	Finish
	OA043030	Foglia	50	145	Matt Black
L	OA043040	Foglia	50	145	Polished Chrome
	OA043050	Foglia	50	145	Satin Chrome

A



atlantic uk
architectural hardware

Forme Euro Escutcheon

- Sold in singles c/w fixings
- **Finishes:** matt black, polished chrome, satin chrome, polished nickel, satin nickel, urban bronze, urban dark bronze, urban graphite, yester bronze, satin copper

	Code	Size	Finish
A	OA043250	50 x 50mm	Yester Bronze

B



atlantic uk
architectural hardware

Forme Lever Key Escutcheon

- Sold in singles c/w fixings
- **Finishes:** matt black, polished chrome, satin chrome, polished nickel, satin nickel, urban bronze, urban dark bronze, urban graphite, yester bronze, satin copper

	Code	Size	Finish
B	OA043280	50 x 50mm	Satin Chrome

C



atlantic uk
architectural hardware

Forme Bathroom Turn & Release

- Sold c/w 5mm spindle & fixings
- **Finishes:** matt black, polished chrome, satin chrome, polished nickel, satin nickel, urban bronze, urban dark bronze, urban graphite, yester bronze, satin copper

	Code	Size	Finish
C	OA043310	50 x 50mm	Matt Black





atlantic uk
architectural hardware

Status Texas Lever Handle On Rose

- Sold in pairs c/w 8mm spindle & fixings

	Code		A	B	Finish
D	OA040740	Texas	51	131	Polished Chrome
	OA040730	Texas	51	131	Satin Chrome



atlantic uk
architectural hardware

Status Alaska Lever Handle On Rose

- Sold in pairs c/w 8mm spindle & fixings

	Code		A	B	Finish
E	OA045680	Alaska	51	143	Matt Black



atlantic uk
architectural hardware

Status Colorado Lever Handle On Rose

- Sold in pairs c/w 8mm spindle & fixings

	Code		A	B	Finish
	OA040720	Colorado	51	136	Polished Chrome
F	OA040710	Colorado	51	136	Satin Chrome
	OA040595	Colorado	51	136	Matt Black



atlantic uk
architectural hardware

Status Nebraska Lever Handle On Rose

- Sold in pairs c/w 8mm spindle & fixings

	Code		A	B	Finish
G	OA040505	Nebraska	51	140	Polished Chrome
	OA040575	Nebraska	51	140	Satin Chrome
	OA040525	Nebraska	51	140	Matt Black



atlantic uk
architectural hardware

Status Escutcheons

- Sold in singles c/w fixings
- Finishes:** polished chrome, satin chrome, matt black

	Code		Size	Finish
H	OA040020	Euro	51mm	Polished Chrome
I	OA040025	Key	51mm	Satin Chrome



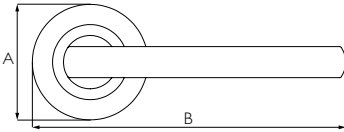
atlantic uk
architectural hardware

Status Bathroom Turn & Release

- Sold c/w 5mm spindle & fixings
- Finishes:** polished chrome, satin chrome, matt black

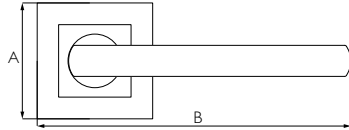
	Code	Size	Finish
J	OA045685	51mm	Matt Black

Lever Door Handles



5S Line Torrao Lever Handle

	Code		A	B	Finish
A	OA044565	Torrao	52	118	Pearl Black
	OA044570	Torrao	52	118	Polished Chrome
B	OA044575	Torrao	52	118	Pearl Nickel
	OA044580	Torrao	52	118	Satin Chrome
	OA044585	Torrao	52	118	Titanium



5S Line Canha Lever Handle

	Code		A	B	Finish
	OA044780	Canha	52	138	Pearl Black
C	OA044785	Canha	52	138	Polished Chrome
	OA044790	Canha	52	138	Pearl Nickel
D	OA044795	Canha	52	138	Satin Chrome
	OA044800	Canha	52	138	Titanium



5S Line Tavira Lever Handle

- **Finishes:** pearl black, polished chrome, pearl nickel, satin chrome, titanium

	Code		A	B	Finish
E	OA044735	Tavira	52	121	Polished Chrome



5S Line Porte Lever Handle

- **Finishes:** pearl black, polished chrome, pearl nickel, satin chrome, titanium

	Code		A	B	Finish
F	OA044705	Porte	52	130	Titanium



atlantic uk
architectural hardware

5S Line Round Escutcheons

- Euro or key
- **Finishes:** pearl black, polished chrome, pearl nickel, satin chrome, titanium

	Code		Size	Finish
G	OA044815	Euro	52mm	Pearl Black
H	OA044950	Key	52mm	Polished Chrome



atlantic uk
architectural hardware

5S Line Square Escutcheons

- Euro or key
- **Finishes:** pearl black, polished chrome, pearl nickel, satin chrome, titanium

	Code		Size	Finish
I	OA044875	Euro	52mm	Polished Chrome
J	OA045010	Key	52mm	Pearl Nickel



atlantic uk
architectural hardware

5S Line Bathroom Turn & Release

- **Finishes:** pearl black, polished chrome, pearl nickel, satin chrome, titanium

	Code	Size	Finish
K	OA045090	52mm	Satin Chrome



atlantic uk
architectural hardware

5S Line Bathroom Turn & Release

- **Finishes:** pearl black, polished chrome, pearl nickel, satin chrome, titanium

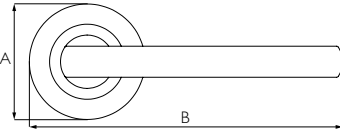
	Code	Size	Finish
L	OA045150	52mm	Titanium

A

atlantic uk
architectural hardware



B



CurvaLine Adra Lever Handle

	Code		A	B	Finish
	OA044635	Adra	52	135	Pearl Black
A	OA044640	Adra	52	135	Polished Chrome
B	OA044645	Adra	52	135	Pearl Nickel
	OA044650	Adra	52	135	Satin Chrome
	OA044655	Adra	52	135	Titanium

C

atlantic uk
architectural hardware



D



E



CurvaLine Turis Lever Handle

	Code		A	B	Finish
C	OA044620	Turis	52	136	Pearl Black
D	OA044625	Turis	52	136	Satin Chrome
E	OA044630	Turis	52	136	Titanium

F

atlantic uk
architectural hardware



CurvaLine Valbona Lever Handle

	Code		A	B	Finish
F	OA044710	Valbona	52	138	Pearl Nickel
	OA044715	Valbona	52	138	Satin Chrome


G

atlantic uk
architectural hardware



QuadraLine Rillo Lever Handle


	Code		A	B	Finish
	OA044610	Rillo	52	130	Pearl Black
G	OA044615	Rillo	52	130	Satin Chrome



CurvaLine Round Escutcheons

- Euro or key
- **Finishes:** pearl black, polished chrome, pearl nickel, satin chrome, titanium

	Code		Size	Finish
H	OA044850	Euro	52mm	Pearl Nickel
I	OA044985	Key	52mm	Satin Chrome



Curva/QuadraLine Square Escutcheons

- Euro or key
- **Finishes:** pearl black, polished chrome, pearl nickel, satin chrome, titanium

	Code		Size	Finish
J	OA044915	Euro	52mm	Titanium
K	OA045025	Key	52mm	Pearl Black



CurvaLine Bathroom Turn & Release

- **Finishes:** pearl black, polished chrome, pearl nickel, satin chrome, titanium

	Code		Size	Finish
L	OA045105		52mm	Polished Chrome



CurvaLine/QuadraLine Bathroom Turn & Release

- **Finishes:** pearl black, polished chrome, pearl nickel, satin chrome, titanium

	Code		Size	Finish
M	OA045165		52mm	Pearl Nickel

Lever Door Handles



CARLISLE BRASS

Edge Lever Handle On Rose

- Lever on a concealed fix screw on 51mm round rose
- Fire door rated
- Suitable for domestic and commercial use
- Comes with a 10 year mechanical guarantee
- **Finishes:** matt black, antique brass, polished chrome, satin chrome

	Code		Handle Length	Finish
A	OC049025	Edge	119mm	Matt Black



CARLISLE BRASS

Luna Lever Handle On Rose

- Lever on a concealed fix screw on 50.5mm round rose
- Fire door rated - FD30
- Suitable for domestic and commercial use
- Comes with a 10 year mechanical guarantee
- **Finishes:** polished chrome, satin chrome

	Code		Handle Length	Finish
B	OC049030	Luna	121.5mm	Satin Chrome



CARLISLE BRASS

Olivier Lever Handle On Rose

- Lever on a concealed fix screw on 50.5mm round rose
- A slightly arched tapering lever on rose
- Fire door rated - FD30/60
- Comes with a 10 year mechanical guarantee
- **Finishes:** matt black, antique brass, polished chrome, satin chrome

	Code		Handle Length	Finish
C	OC049015	Olivier	120mm	Antique Brass



CARLISLE BRASS

Verdun Lever Handle On Rose

- Lever on a concealed fix screw on 51mm round rose
- A robust scroll lever on rose
- Fire door rated - FD30/60
- Comes with a 10 year mechanical guarantee
- **Finishes:** matt black, antique brass, polished chrome, satin chrome

	Code		Handle Length	Finish
D	OC048996	Verdun	122mm	Polished Chrome



CARLISLE BRASS

Escutcheons

- Comes with a 10 year mechanical guarantee
- **Finishes:** matt black, antique brass, polished chrome, satin chrome

	Code		Size	Finish
E	OC058005	Euro	50mm	Matt Black
F	OC050825	Key	50mm	Polished Chrome



CARLISLE BRASS

Turn & Release

- Comes with a 10 year mechanical guarantee
- **Finishes:** matt black, antique brass, polished chrome, satin chrome

	Code		Size	Finish
G	OC052155		50mm	Satin Chrome



Flash Lever Handle On Rose

- Lever on concealed fix 50.5mm square rose
- Fire door rated
- Suitable for domestic and commercial use
- Comes with a 10 year mechanical guarantee
- **Finishes:** matt black, satin brass, antique brass, polished chrome, satin chrome

	Code		Handle Length	Finish
H	OC049035	Flash	129.5mm	Satin Brass



Techna Lever Handle On Rose

- An elegant and contemporary lever on a concealed fix press on 50.5mm square rose
- Comes with a 10 year mechanical guarantee
- **Finishes:** matt black, satin brass, antique brass, polished chrome, satin chrome

	Code		Handle Length	Finish
I	OC049050	Techna	129mm	Antique Brass



Katana Lever Handle On Rose

- Lever on concealed fix 50.5mm square rose
- Comes with a 10 year mechanical guarantee
- **Finishes:** matt black, antique brass, polished chrome, satin chrome

	Code		Handle Length	Finish
J	OB908320	Katana	135mm	Polished Chrome



Bordo Lever Handle On Rose

- Lever on concealed fix 50.5mm square rose
- Comes with a 10 year mechanical guarantee
- **Finishes:** matt black, antique brass, polished chrome, satin chrome

	Code		Handle Length	Finish
K	OB908325	Bordo	124.5mm	Matt Black



Escutcheons

- Comes with a 10 year mechanical guarantee
- **Finishes:** matt black, antique brass, polished chrome, satin chrome

	Code		Size	Finish
L	OB908330	Euro	50mm	Satin Chrome
M	OB908335	Key	50mm	Matt Black



Turn & Release

- **Finishes:** matt black, antique brass, polished chrome, satin chrome

	Code		Size	Finish
N	OC058015		50mm	Satin Brass

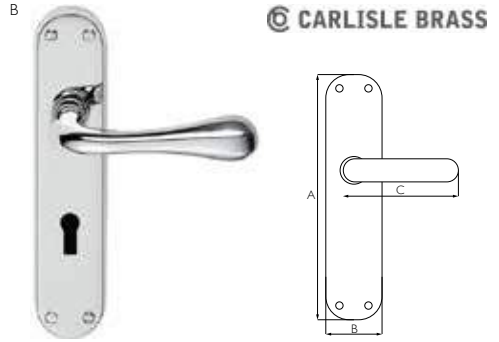
Lever Door Handles



Lilla Door Handle

- Solid brass
- Available in lever latch, lever lock, euro lock and lever bathroom
- Fire door rated
- Suitable for domestic and commercial use
- Comes with a 10 year mechanical guarantee
- **Finishes:** polished chrome, satin chrome, satin brass, matt black

Code		A	B	C	Finish
A	OB210210 Lever Latch	185	40	118	Polished Chrome



Astro Door Handle

- Solid brass
- Available in lever latch, lever lock, euro lock and lever bathroom
- Fire door rated
- Comes with a 10 year mechanical guarantee
- **Finishes:** polished brass, polished chrome, satin chrome

Code		A	B	C	Finish
B	OB210190 Lever Lock	185	40	108	Polished Chrome



Victorian Lever Handle

- Solid brass
- Available in lever latch, lever lock, lever privacy and lever bathroom
- Comes with a 10 year mechanical guarantee
- Sold in pairs c/w 8mm spindle & fixings
- **Sizes:** 118mm or 150mm backplate
- **Finishes:** polished brass, polished chrome, satin chrome

Code		A	B	C	Finish
C	OB230170 Latch	118	42	108	Polished Chrome
D	OB230130 Lock	150	42	108	Polished Brass



Victorian Scroll Lever Handle

- Solid brass
- Available in lever latch, lever lock, lever privacy and lever bathroom
- Comes with a 10 year mechanical guarantee
- Sold in pairs c/w 8mm spindle & fixings
- **Sizes:** 118mm or 150mm backplate
- **Finishes:** polished brass, polished chrome, satin chrome

Code		A	B	C	Finish
E	OB230080 Latch	118	42	95	Polished Chrome
F	OB230110 Bathroom	150	42	95	Satin Chrome



Amalfi Lever Handle

- Sold in pairs c/w 8mm spindle & fixings

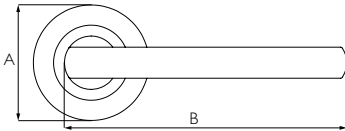
	Code		A	B	Finish
C	OC270290	Amalfi	52	123	Satin/Polished Chrome



Apollo Lever Handle

- Sold in pairs c/w 8mm spindle & fixings

	Code		A	B	Finish
D	OC270510	Apollo	52	130	Satin/Polished Nickel



Bulbus Lever Handle

- Sold in pairs c/w 8mm spindle & fixings

	Code		A	B	Finish
A	OC270280	Bulbus	52	129	Polished Brass
B	OC270270	Bulbus	52	129	Satin Nickel



Avant Lever Handle

- Sold in pairs c/w 8mm spindle & fixings

	Code		A	B	Finish
E	OC270240	Avant	52	125	Satin Chrome



Aztec Lever Handle

- Sold in pairs c/w 8mm spindle & fixings

	Code		A	B	Finish
F	OC270250	Aztec	52	126	Satin/Polished Chrome

G

Forté



Foko Lever Handle

- Sold in pairs c/w 8mm spindle & fixings

	Code		A	B	Finish
G	OC270260	Foko	52	123	Satin/Polished Chrome

H

Forté



Maya Lever Handle

- Sold in pairs c/w 8mm spindle & fixings

	Code		A	B	Finish
H	OC270490	Maya	52	129	Satin/Polished Nickel

I

Forté



Olympia Lever Handle

- Sold in pairs c/w 8mm spindle & fixings

	Code		A	B	Finish
I	OC270440	Olympia	52	123	Satin Nickel/Pol Chrome

J

Forté



Monaco Lever Handle

- Sold in pairs c/w 8mm spindle & fixings

	Code		A	B	Finish
J	OC270340	Monaco	52	133.5	Satin/Polished Nickel

K

Forté



Sorrento Lever Handle

- Sold in pairs c/w 8mm spindle & fixings

	Code		A	B	Finish
K	OC270310	Sorrento	52	130	Satin/Polished Chrome

L

Forté

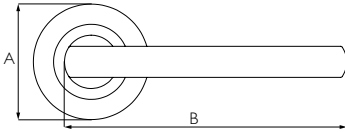


Wave Lever Handle

- Sold in pairs c/w 8mm spindle & fixings

	Code		A	B	Finish
L	OC270380	Wave	52	114	Satin Nickel

A Forté



Verto Lever Handle

- Sold in pairs c/w 8mm spindle & fixings

	Code		A	B	Finish
A	OC270430	Verto	52	118	Polished Chrome
B	OC270420	Verto	52	118	Polished Brass
	OC270410	Verto	52	118	Satin Nickel

C Forté



Achilles Lever Handle

- Sold in pairs c/w 8mm spindle & fixings

	Code		A	B	Finish
C	OC270386	Achilles	54	129	Antique Brass
	OC270450	Achilles	54	129	Polished Chrome
	OC270460	Achilles	54	129	Satin Nickel

D Forté



Milan Lever Handle

- Sold in pairs c/w 8mm spindle & fixings

	Code		A	B	Finish
D	OC270400	Milan	52	128	Satin/Polished Chrome

E Forté



Swish Lever Handle

- Sold in pairs c/w 8mm spindle & fixings

	Code		A	B	Finish
E	OC270390	Swish	52	129	Satin Nickel

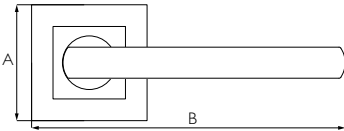
Can't find what
you're looking for?

Please get in touch with
your local branch.

MORE AVAILABLE

F

Forté



Ares Lever Handle

- The Ares lever on sprung square rose is Italian designed door handle designed to be used on standard internal doors
- Rose thickness 10mm
- Concealed fixings
- Sold in pairs
- Comes complete with bolt through fixings and 8mm spindle
- Dual finish

	Code		A	B	Finish
F	OC270500	Ares	53	123	Satin Nickel/Pol Chrome

I

Forté



Carrera Lever Handle

- Sold in pairs c/w 8mm spindle & fixings

	Code		A	B	Finish
I	OC270330	Carrera	53	129	Polished Chrome

G

Forté



Arc Lever Handle

- Sold in pairs c/w 8mm spindle & fixings

	Code		A	B	Finish
G	OC270370	Arc	53	129	Polished Chrome

H

Forté



Cannes Lever Handle

- Sold in pairs c/w 8mm spindle & fixings

	Code		A	B	Finish
H	OC270360	Cannes	53	128	Satin Nickel/Pol Chrome

J

Forté




Veer Lever Handle

- Sold in pairs c/w 8mm spindle & fixings

	Code		A	B	Finish
J	OC270320	Veer	53	125	Satin/Polished Chrome

Lever Door Handles



Forté

Euro Profile Escutcheons

- Sold in pairs c/w fixings
- **Finishes:** polished brass, polished chrome, satin chrome, satin nickel, polished chrome/satin chrome, polished chrome/satin nickel, polished nickel/satin nickel

	Code	Rose Ø	Finish
A	OC270100	50mm	Satin Nickel
B	OC270080	50mm	Satin/Polished Chrome



Forté

Euro Escutcheons

- Sold in pairs c/w fixings

	Code	Size	Finish
	OC270780	53 x 53mm	Polished Chrome
	OC270800	53 x 53mm	Satin/Polished Chrome
C	OC270790	53 x 53mm	Satin Nickel/Polished Chrome



Forté

Lever Key Escutcheons

- Sold in pairs c/w fixings
- **Finishes:** polished brass, antique brass, polished chrome, satin chrome, satin nickel, polished chrome/satin chrome, polished chrome/satin nickel, polished nickel/satin nickel

	Code	Rose Ø	Finish
D	OC270140	50mm	Polished Brass
E	OC045030	50mm	Polished Chrome



Forté

Lever Key Escutcheons

- Sold in pairs c/w fixings

	Code	Size	Finish
F	OC270750	53 x 53mm	Polished Chrome
	OC270770	53 x 53mm	Satin/Polished Chrome
	OC270760	53 x 53mm	Satin Nickel/Polished Chrome



Forté

Bathroom Turn & Release

- Sold c/w 5mm spindle & fixings
- **Finishes:** polished brass, antique brass, polished chrome, satin chrome, satin nickel, polished chrome/satin chrome, polished chrome/satin nickel, polished nickel/satin nickel

	Code	Rose Ø	Finish
G	OC270210	50mm	Polished Chrome



Forté

Bathroom Turn & Release

- Sold c/w 5mm spindle & fixings
- **Finishes:** polished chrome, polished chrome/satin chrome, polished chrome/satin nickel

	Code	Size	Finish
H	OC270180	53 x 53mm	Polished Chrome



FRELAN
HARDWARE

Burlington Knightsbridge Lever

- These lever door handles are pictured with a rose, they do not come supplied with an outer rose, the outer rose must be selected and ordered separately
- Created from solid brass
- **Finishes:** dark bronze, polished nickel, antique brass, satin nickel, satin brass

	Code		Handle Length	Finish
I	BU000070	Knightsbridge	116mm	Dark Bronze



FRELAN
HARDWARE

Burlington Westminster Lever

- These lever door handles are pictured with a rose, they do not come supplied with an outer rose, the outer rose must be selected and ordered separately
- Created from solid brass
- **Finishes:** dark bronze, polished nickel, antique brass, satin nickel, satin brass

	Code		Handle Length	Finish
J	BU000130	Westminster	120.5mm	Polished Nickel



FRELAN
HARDWARE

Burlington Piccadilly Lever

- These lever door handles are pictured with a rose, they do not come supplied with an outer rose, the outer rose must be selected and ordered separately
- Created from solid brass
- **Finishes:** dark bronze, polished nickel, antique brass, satin nickel, satin brass

	Code		Handle Length	Finish
K	BU000180	Piccadilly	120mm	Antique Brass



FRELAN
HARDWARE

Burlington Mayfair Lever

- These lever door handles are pictured with a rose, they do not come supplied with an outer rose, the outer rose must be selected and ordered separately
- Created from solid brass
- **Finishes:** dark bronze, polished nickel, antique brass, satin nickel, satin brass

	Code		Handle Length	Finish
L	BU000030	Mayfair	120mm	Satin Nickel



FRELAN
HARDWARE

Rose Options For Burlington Levers, Escutcheons & Turn & Releases

- 4 Rose designs available
- Created from solid brass
- **See page 161 for escutcheons and turn & release**
- **Finishes:** dark bronze, polished nickel, antique brass, satin nickel, satin brass

	Code	Design	Size	Finish
M	BU000080	Plain	53mm	Dark Bronze
N	BU000210	Reeded	53mm	Polished Nickel
O	BU000060	Chamfered	53mm	Antique Brass
P	BU000120	Stepped	53mm	Satin Nickel

Lever Door Handles



Auriga Lever Handle

- **Finishes:** polished chrome, satin chrome, satin nickel, matt black

	Code		A	B	Finish
A	OB909050	Auriga	52	115.9	Satin Nickel



Monte Lever Handle

- **Finishes:** polished chrome, satin chrome, satin nickel, matt black

	Code		A	B	Finish
B	OB909055	Monte	52	125	Polished Chrome



Corvette Lever Handle

- **Finishes:** polished chrome, satin chrome

	Code		A	B	Finish
C	OB909075	Corvette	52	120	Satin Chrome



Tifosi Lever Handle

- **Finishes:** polished chrome/satin chrome, matt black

	Code		A	B	Finish
D	OB909070	Tifosi	52	120	Polished/Satin Chrome



Monza Lever Handle

- **Finishes:** polished chrome, satin chrome, satin nickel, antique bronze, matt black

	Code		A	B	Finish
E	OB909060	Monza	52	130	Matt Black
	OB909065	Monza	52	130	Satin Nickel



Escutcheons & Turn & Release

- **Finishes:** polished chrome, satin chrome, polished/satin chrome, satin nickel, matt black

	Code		Size	Finish
F	OB909140	Euro	52 x 8mm	Pol/Sat Chrome
G	OB909125	Key	52 x 8mm	Matt Black
H	OB909095	T & R	52 x 8mm	Satin Nickel

**6
Designs**

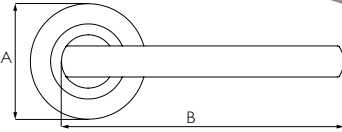


**7
Finishes**

**Eclipse Architectural Quality
Hinges Stocked At Branch**

**Available In Store Or Online
www.acleigh.co.uk**

Lever Door Handles



Pyramid Lever Handle

- Solid brass
- Sold in pairs c/w fixings
- **Finishes:** antique brass, satin brass, polished chrome/brass, polished chrome, satin chrome, polished nickel, matt bronze, matt black

	Code		A	B	Finish
A	OB099190	Pyramid	53	125	Polished Chrome
B	OB906430	Pyramid	53	125	Matt Bronze



Gio Lever Handle

- Solid brass
- Sold in pairs c/w fixings
- **Finishes:** antique brass, satin brass, polished brass, polished chrome, satin chrome, polished nickel, satin nickel, matt bronze, matt black

	Code		A	B	Finish
C	OB906470	Gio	53	125	Satin Brass



Bellagio Lever Handle

- Solid brass
- Sold in pairs c/w fixings
- **Finishes:** antique brass, satin brass, polished brass, polished chrome, satin chrome, polished nickel, satin nickel, matt bronze

	Code		A	B	Finish
D	OB906510	Bellagio	53	132	Polished Nickel



Escutcheons

- Solid brass
- **Finishes:** antique brass, satin brass, polished brass, polished chrome/brass, polished chrome, satin chrome, polished nickel, satin nickel, matt bronze, matt black

	Code		Rose Ø	Finish
E	OB907265	Key	53mm	Satin Nickel
F	OB906530	Euro	53mm	Antique Brass



Bathroom Turn & Release

- Solid brass
- **Finishes:** antique brass, satin brass, polished brass, polished chrome, satin chrome, polished nickel, satin nickel, matt bronze

	Code		Rose Ø	Finish
G	OB099230		53mm	Satin Chrome



Bauhaus Low Profile Lever Handle

- Solid brass
- Sold in pairs c/w fixings
- **Finishes:** antique brass, satin brass, polished chrome, satin nickel, matt bronze

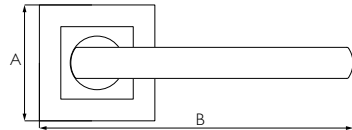
	Code		A	B	Finish
H	OB906600	Bauhaus	50	123	Polished Chrome



Delta Low Profile Lever Handle

- Solid brass
- Sold in pairs c/w fixings
- **Finishes:** antique brass, satin brass, polished chrome, matt bronze


	Code		A	B	Finish
I	OB906645	Delta	50	127	Satin Brass



Trident Low Profile Lever Handle

- Solid brass
- Sold in pairs c/w fixings
- **Finishes:** antique brass, satin brass, polished chrome, satin nickel, matt bronze

	Code		A	B	Finish
J	OB906660	Trident	50	126	Antique Brass
K	OB099660	Trident	50	126	Satin Nickel



Escutcheons

- Solid brass
- **Finishes:** antique brass, satin brass, polished chrome, satin nickel, matt bronze


	Code		Size	Finish
L	OB906680	Key	50mm	Antique Brass
M	OB906705	Euro	50mm	Matt Bronze



Bathroom Turn & Release

- Solid brass
- **Finishes:** antique brass, satin brass, polished chrome, satin nickel, matt bronze

	Code		Size	Finish
N	OB906715		50mm	Polished Chrome



Maya Door Handle

- Solid brass
- Available in lever latch, lever lock, euro lock and lever bathroom
- **Finishes:** polished brass, satin brass, polished chrome, satin nickel, matt bronze

	Code		A	B	C	Finish
A	OB906830	Euro Lock	181	42	117	Matt Bronze



Bauhaus Knurled Door Handle

- Solid brass
- Available in lever latch, lever lock, euro lock and lever bathroom
- **Finishes:** polished brass, antique brass, satin brass, polished chrome, satin nickel, matt bronze

	Code		A	B	C	Finish
B	OB909175	Latch	200	42	128	Polished Chrome



Delta Hammered Door Handle

- Solid brass
- Available in lever latch, lever lock, euro lock and lever bathroom
- **Finishes:** polished brass, antique brass, satin brass, polished chrome, satin nickel, matt bronze

	Code		A	B	C	Finish
C	OB909180	Latch	200	42	127	Satin Nickel



Atlantis Door Handle

- Solid brass
- Available in lever latch, lever lock, euro lock and lever bathroom
- **Finishes:** antique brass, satin brass, polished chrome, satin nickel, matt bronze

	Code		A	B	C	Finish
D	OB909165	Bathroom	185	48	127	Satin Brass



Sophia Door Handle

- Solid brass
- Available in lever latch, lever lock, euro lock and lever bathroom
- **Finishes:** polished brass, antique brass, satin brass, polished chrome, satin chrome, satin nickel, matt bronze

	Code		A	B	C	Finish
E	OB905860	Latch	155	40	109	Satin Chrome



Octave Reeded Door Handle

- Solid brass
- Available in lever latch, lever lock, euro lock and lever bathroom
- **Finishes:** polished brass, antique brass, satin brass, polished chrome, satin nickel, matt bronze

	Code		A	B	C	Finish
F	OB909190	Bathroom	200	42	128	Polished Brass



Roma Reeded Door Handle

- Solid brass
- Available in lever latch, lever lock, euro lock and lever bathroom
- **Finishes:** polished brass, antique brass, satin brass, polished chrome, satin nickel, matt bronze

	Code		A	B	C	Finish
G	OB090865	Latch	174	37	122	Polished Chrome



Diplomat Door Handle

- Solid brass
- Available in lever latch, lever lock, euro lock and lever bathroom
- **Finishes:** polished brass, antique brass, satin brass, polished chrome, satin nickel, matt bronze, matt black

	Code		A	B	C	Finish
H	OB909195	Latch	170	42	109	Matt Black

Lever Door Handles



Lugano Rosso Tecnica Lever Handle

- Manufactured from Grade 304 stainless steel
- Suitable for domestic & commercial applications
- **Finishes:** PVD satin brass, PVD satin bronze, matt black, powder coated white, satin stainless


	Code		A	B	Finish
A	OC357405	Lugano	50	135	White



Como Rosso Tecnica Lever Handle

- Manufactured from Grade 304 stainless steel
- Suitable for domestic & commercial applications
- **Finishes:** PVD satin brass, PVD satin bronze, matt black, powder coated white, satin stainless

	Code		A	B	Finish
B	OC357410	Como	50	135	Satin Stainless



Maggiore Rosso Tecnica Lever Handle

- Manufactured from Grade 304 stainless steel
- Suitable for domestic & commercial applications
- **Finishes:** PVD satin brass, PVD satin bronze, matt black, powder coated white, satin stainless

	Code		A	B	Finish
C	OC352470	Maggiore	50	135	PVD Satin Bronze



Varese Rosso Tecnica Lever Handle

- Manufactured from Grade 304 stainless steel
- Suitable for domestic & commercial applications
- **Finishes:** PVD satin brass, PVD satin bronze, matt black, powder coated white, satin stainless


	Code		A	B	Finish
D	OC352475	Varese	50	128	Matt Black



Garda Rosso Tecnica Lever Handle

- Manufactured from Grade 304 stainless steel
- Suitable for domestic & commercial applications
- **Finishes:** PVD satin brass, PVD satin bronze, matt black, powder coated white, satin stainless

	Code		A	B	Finish
E	OC352495	Garda	50	135	PVD Satin Brass




Orta Rosso Tecnica Lever Handle

- Manufactured from Grade 304 stainless steel
- Suitable for domestic & commercial applications
- **Finishes:** PVD satin brass, PVD satin bronze, matt black, powder coated white, satin stainless

	Code		A	B	Finish
F	OC352515	Orta	50	135	PVD Satin Bronze

ROSSOTECNICA
ACCIAIO CON STILE




Escutcheons and Turn & Release

- Cast stainless steel rose
- Screw on rose cover
- SS304 stainless steel
- Fixing screws supplied
- No plastic packaging
- **Finishes:** PVD satin brass, PVD satin bronze, matt black, powder coated white, satin stainless

	Code	Rose Ø	Finish
G	OC352385	Euro 50mm	Matt Black
H	OC352405	Key 50mm	PVD Satin Brass
I	OC352425	T&R 50mm	PVD Satin Bronze

ROSSOTECNICA
ACCIAIO CON STILE




Squirrel Rose

- Cast stainless steel rose
- Screw on rose cover
- SS304 stainless steel
- Fixing screws supplied
- No plastic packaging
- **Finishes:** PVD satin brass, PVD satin bronze, matt black, powder coated white

	Code	Size	Finish
J	OC352520	For Lever 50mm	Matt Black
K	OC352540	For T&R 50mm	PVD Satin Brass

SQUIRACLE ROSE CUSTOMISATION

Change the look and feel of a lever on round rose and turn and release to a new modern 'Squiracle' (rounded square) rose design.





Hydra Rosso Maniglie Lever Handle

- Sold in pairs c/w 8mm spindle & fixings
- Screw-on rose
- Suitable for 35-54mm doors
- **Finishes:** satin chrome, polished chrome, powder coated black, e-coated bronze, oscuro matt black


	Code		A	B	Finish
A	OC244005	Hydra	50	126	E-Coated Bronze



Corvus Rosso Maniglie Lever Handle

- Sold in pairs c/w 8mm spindle & fixings
- Screw-on rose
- Suitable for 35-54mm doors
- **Finishes:** satin chrome, polished chrome, oscuro matt black

	Code		A	B	Finish
B	OC244130	Corvus	50	115	Satin Chrome



Lupus Rosso Maniglie Lever Handle

- Sold in pairs c/w 8mm spindle & fixings
- Screw-on rose
- Suitable for 35-54mm doors

	Code		A	B	Finish
C	OC244020	Lupus	50	115	Polished Chrome
	OC244030	Lupus	50	115	Satin Chrome



Lyra Rosso Maniglie Lever Handle

- Sold in pairs c/w 8mm spindle & fixings
- Screw-on rose
- Suitable for 35-54mm doors
- **Finishes:** satin chrome, polished chrome, powder coated black, e-coated bronze

	Code		A	B	Finish
D	TZ000040	Lyra	50	120	Satin Chrome



Pavo Rosso Maniglie Lever Handle

- Sold in pairs c/w 8mm spindle & fixings
- Screw-on rose
- Suitable for 35-54mm doors
- **Finishes:** satin chrome, polished chrome, oscuro matt black

	Code		A	B	Finish
E	OC244040	Pavo	50	117	Polished Chrome



Mensa Rosso Maniglie Lever Handle

- Sold in pairs c/w 8mm spindle & fixings
- Screw-on rose
- Suitable for 35-54mm doors
- **Finishes:** satin chrome, polished chrome, oscuro matt black

	Code		A	B	Finish
F	OC244015	Mensa	50	118	Oscuro Matt Black



Cygnus Rosso Maniglie Lever Handle

- Sold in pairs c/w 8mm spindle & fixings
- Screw-on rose
- Suitable for 35-54mm doors

	Code		A	B	Finish
G	OC244060	Cygnus	50	120	Polished Chrome
	OC244070	Cygnus	50	120	Satin Chrome



Aries Rosso Maniglie Lever Handle

- Sold in pairs c/w 8mm spindle & fixings
- Screw-on rose
- Suitable for 35-54mm doors
- **Finishes:** satin chrome, polished chrome, powder coated black

	Code		A	B	Finish
H	TZ000017	Aries	50	128	Powder Coated Black



Aquila Rosso Maniglie Lever Handle

- Sold in pairs c/w 8mm spindle & fixings
- Screw-on rose
- Suitable for 35-54mm doors

	Code		A	B	Finish
I	TZ000019	Aquila	50	135	Polished Chrome
	TZ000045	Aquila	50	135	Satin Chrome



Vela Rosso Maniglie Lever Handle

- Sold in pairs c/w 8mm spindle & fixings
- Screw-on rose
- Suitable for 35-54mm doors


	Code		A	B	Finish
	TZ000050	Vela	50	120	Polished Chrome
J	TZ000055	Vela	50	120	Satin Chrome



Maniglie Round Escutcheons

- Fixings included
- **Finishes:** satin chrome, polished chrome, powder coated black, oscuro matt black

	Code		Rose Ø	Finish
K	OC244025	Euro	50mm	Oscuro Matt Black
L	TZ000080	Key	50mm	Polished Chrome



Maniglie Square Rose Pack (1 Pair)

- **Item M:** for use with Maniglie lever
- **Item N:** for use with Maniglie escutcheon or turn & release
- **Finishes:** polished chrome, satin chrome

	Code		Size	Finish
M	TZ000085		50 x 8mm	Polished Chrome
N	TZ000095		50 x 8mm	Polished Chrome

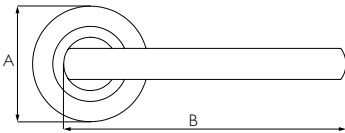


Our Black finish is simply
Beautiful

Find us
here:



Alexander & Wilks products by
© CARLISLE BRASS



Assisi Stanza Lever Handle

- Suitable for fire doors 30/60 min - BS EN 1634-1
- Bolt through fixings included
- Suitable for 35-54mm thick doors

	Code		A	B	Finish
A	OC352550	Assisi	50	120	Polished Chrome
	OC352555	Assisi	50	120	Satin Chrome
	OC352565	Assisi	50	120	Polished Nickel
	OC352560	Assisi	50	120	Satin Nickel
B	OC352570	Assisi	50	120	Florentine Bronze



Siena Stanza Lever Handle

- Suitable for fire doors 30/60 min - BS EN 1634-1
- Suitable for 35-54mm thick doors
- **Finishes:** polished chrome, satin chrome, florentine bronze, matt black, bronze, satin brass, rose gold

	Code		A	B	Finish
E	OC352650	Siena	50	116.5	Bronze



Florence Stanza Lever Handle

- Suitable for fire doors 30/60 min - BS EN 1634-1
- Suitable for 35-54mm thick doors
- **Finishes:** polished chrome, satin chrome, polished nickel, satin nickel

	Code		A	B	Finish
C	OC352580	Florence	50	120	Satin Chrome



Milan Stanza Lever Handle

- Suitable for fire doors 30/60 min - BS EN 1634-1
- Suitable for 35-54mm thick doors
- **Finishes:** polished chrome/stainless steel, polished chrome/matt black, polished nickel/stainless steel, matt black, bronze, satin brass, rose gold

	Code		A	B	Finish
D	OC352625	Milan	50	119.5	Rose Gold



Verona Stanza Lever Handle

- Suitable for fire doors 30/60 min - BS EN 1634-1
- Suitable for 35-54mm thick doors
- **Finishes:** polished chrome, satin chrome

	Code		A	B	Finish
F	OC352670	Verona	50	108	Satin Chrome



Lincoln Stanza Lever Handle

- Suitable for fire doors 30/60 min - BS EN 1634-1
- Suitable for 35-54mm thick doors
- Backplate version also available
- **Finishes:** polished chrome, satin chrome, florentine bronze

	Code		A	B	Finish
A	OC352890	Lincoln	50	130	Satin Chrome



Asti Stanza Lever Handle

- Suitable for fire doors 30/60 min - BS EN 1634-1
- Suitable for 35-54mm thick doors
- Backplate version also available

	Code		A	B	Finish
B	OC352880	Asti	50	130	Florentine Bronze



Lucca Stanza Lever Handle

- Suitable for fire doors 30/60 min - BS EN 1634-1
- Suitable for 35-54mm thick doors
- **Finishes:** polished chrome, satin chrome, matt black, bronze, satin brass, rose gold

	Code		A	B	Finish
C	OC352765	Lucca	50	110	Matt Black



Luna Stanza Lever Handle

- Suitable for fire doors 30/60 min - BS EN 1634-1
- Suitable for 35-54mm thick doors


	Code		A	B	Finish
D	OC352870	Luna	50	130	Pol Chrome/ Sat Nickel



Atlanta Stanza Lever Handle

- Suitable for fire doors 30/60 min - BS EN 1634-1
- Suitable for 35-54mm thick doors

	Code		A	B	Finish
E	OC352810	Atlanta	50	112	Pol Chrome/ Sat Nickel



Venus Stanza Lever Handle

- Suitable for fire doors 30/60 min - BS EN 1634-1
- Suitable for 35-54mm thick doors
- **Finishes:** polished chrome/stainless steel, matt black, bronze, satin brass, rose gold

	Code		A	B	Finish
F	OC352835	Venus	50	120	Rose Gold

G



Saturn Stanza Lever Handle

- Suitable for fire doors 30/60 min - BS EN 1634-1
- Suitable for 35-54mm thick doors

	Code		A	B	Finish
G	OC352840	Saturn	50	129	Pol/Satin Chrome

H



Olympus Stanza Lever Handle

- Suitable for fire doors 30/60 min - BS EN 1634-1
- Suitable for 35-54mm thick doors
- **Finishes:** polished chrome/satin chrome, matt black, bronze, satin brass, rose gold

	Code		A	B	Finish
H	OC352850	Olympus	50	123	Bronze

I



Adria Stanza Lever Handle

- Suitable for fire doors 30/60 min - BS EN 1634-1
- Suitable for 35-54mm thick doors
- **Finishes:** polished chrome/satin chrome, matt black, bronze, satin brass, rose gold

	Code		A	B	Finish
I	OC352795	Adria	50	120	Satin Brass

J



Vesta Stanza Lever Handle

- Suitable for fire doors 30/60 min - BS EN 1634-1
- Suitable for 35-54mm thick doors

	Code		A	B	Finish
J	OC352875	Vesta	50	130	Polished Chrome

K

L



Stanza Escutcheons

- Sold in singles c/w fixings
- Suitable for fire doors 30/60 min - BS EN 1634-1
- **Finishes:** polished chrome, satin chrome, polished nickel, satin nickel, matt black, bronze, satin brass, rose gold

	Code	Rose Ø	Finish
K	OC352925	50mm	Matt Black
L	OC352960	50mm	Polished Nickel

M



Stanza Bathroom Turn & Release

- Sold c/w fixings
- Suitable for fire doors 30/60 min - BS EN 1634-1
- **Finishes:** polished chrome, satin chrome, polished nickel, satin nickel, matt black, bronze, satin brass, rose gold

	Code	Rose Ø	Finish
M	OC353030	50mm	Rose Gold

Lever Door Handles

A



Leon

- Suitable for fire doors 30/60 min - BS EN 1634-1
- Suitable for 35-54mm thick doors
- Size: 52 x 8mm on rose
- Size: 170 x 40mm on plate
- Handle length: 105mm
- Sold in pairs c/w 8mm spindle & fixings
- **Finishes:** polished chrome, satin chrome

	Code		Finish
A	OC242000	Lever On Rose	Polished Chrome
B	OC242060	Latch Furniture	Polished Chrome
C	OC242020	Lock Furniture	Polished Chrome
D	OC242040	Euro Lock Furniture	Satin Chrome
E	OC242090	Bathroom Furniture	Satin Chrome

B



C



D



E



F



Toledo

- Suitable for fire doors 30/60 min - BS EN 1634-1
- Suitable for 35-54mm thick doors
- Size: 52 x 8mm on rose
- Size: 170 x 40mm on plate
- Handle length: 105mm
- Sold in pairs c/w 8mm spindle & fixings
- **Finishes:** polished chrome, satin chrome

	Code		Finish
F	OC242210	Lever On Rose	Satin Chrome
G	OC242270	Latch Furniture	Satin Chrome
H	OC242250	Lock Furniture	Satin Chrome
I	OC242230	Euro Lock Furniture	Polished Chrome
J	OC242280	Bathroom Furniture	Polished Chrome

G



H



I



J



K



Amalfi

- Suitable for fire doors 30/60 min - BS EN 1634-1
- Suitable for 35-54mm thick doors
- Size: 50 x 8mm on rose
- Size: 180 x 43mm on plate
- Handle length: 110mm
- Sold in pairs c/w 8mm spindle & fixings
- **Lever on rose finishes:** polished chrome, satin chrome, matt black, bronze, satin brass, rose gold, polished chrome/satin chrome, polished nickel/satin nickel
- **Lever on backplate finishes:** polished chrome, satin chrome, polished chrome/satin chrome

	Code		Finish
K	OC352715	Lever On Rose	Polished Chrome
L	OC242460	Latch Furniture	Polished Chrome
M	OC242420	Lock Furniture	Polished Chrome
N	OC242440	Euro Lock Furniture	Satin Chrome
O	OC242490	Bathroom Furniture	Satin Chrome

L



M



N



O



P



Venice

- Suitable for fire doors 30/60 min - BS EN 1634-1
- Suitable for 35-54mm thick doors
- Size: 50 x 8mm on rose
- Size: 180 x 43mm on plate
- Handle length: 110mm
- Sold in pairs c/w 8mm spindle & fixings
- **Lever on rose finishes:** polished chrome, satin chrome, matt black, bronze, satin brass, rose gold, polished chrome/satin chrome, polished nickel/satin nickel
- **Lever on backplate finishes:** polished chrome, satin chrome

	Code		Finish
P	OC352680	Lever On Rose	Satin Chrome
Q	OC242370	Latch Furniture	Satin Chrome
R	OC242350	Lock Furniture	Satin Chrome
S	OC242330	Euro Lock Furniture	Polished Chrome
T	OC242380	Bathroom Furniture	Polished Chrome

Q



R



S



T



A



From the
Anvil

Prestbury Mortice/Rim Door Knob

- Many matching products available
- Suitable for use with a multitude of heavy duty locks, latches, and thumbturns for various purposes
- The strength of the spring used in our heavy-duty lock/latches will ensure the knob returns to its original position
- Supplied with matching SS wood screws
- **Sizes:** 50mm, 63mm
- **Finishes:** aged brass, polished chrome, polished nickel, aged bronze

	Code	Rose Ø	Knob Ø	Finish
A	TT000440	50mm	50mm	Aged Brass

B



From the
Anvil

Tewkesbury Mortice/Rim Door Knob

- An ornate and highly decorative product that takes inspiration from a classic Georgian design
- Suitable for use with a multitude of heavy duty locks, latches, and thumbturns for various purposes
- Perfectly suited to period properties or town houses
- Supplied with matching SS wood screws

	Code	Rose Ø	Knob Ø	Finish
	TT002350	63mm	54mm	Aged Brass
B	TT002345	63mm	54mm	Polished Nickel
	TT002855	63mm	54mm	Polished Chrome
	TT002860	63mm	54mm	Aged Bronze

C



From the
Anvil

Heavy Beehive Mortice/Rim Door Knob

- **Finishes:** polished chrome, satin chrome, polished nickel, aged bronze, polished bronze

	Code	Rose Ø	Knob Ø	Finish
C	TT003870	51mm	50mm	Polished Bronze

D



From the
Anvil

Octagonal Mortice/Rim Door Knob

- Sold in pairs c/w 8mm spindle, fixings & 2 escutcheons
- **Sizes:** 57mm, 87mm
- **Finishes:** black, pewter, beeswax

	Code	Rose Ø	Knob Ø	Finish
D	OBI90730	87mm	70mm	Beeswax



From the Anvil

Oval Mortice/Rim Door Knob

- **Finishes:** polished brass, polished chrome, polished nickel, aged bronze, black, pewter; beeswax

	Code	Rose Ø	Knob Ø	Finish
E	OEI00920	60mm	63 x 35mm	Pewter



From the Anvil

Beehive Mortice/Rim Door Knob

- **Finishes:** ebony/polished brass, ebony/aged brass, ebony/polished nickel, rosewood/polished brass, rosewood/aged brass, rosewood/polished nickel, aged brass, polished nickel, antique brass

	Code	Rose Ø	Knob Ø	Finish
F	OBI92890	58mm	54mm	Ebony/Aged Brass



From the Anvil

Mushroom Mortice/Rim Door Knob

- **Finishes:** polished brass, polished chrome, polished nickel, aged bronze,

	Code	Rose Ø	Knob Ø	Finish
G	TT002850	51mm	49mm	Polished Chrome
H	TT003685	57mm	57mm	Aged Bronze



From the Anvil

Ringed Mortice/Rim Door Knob

- Manufactured from solid timber
- Can be matched with the beehive escutcheon
- Supplied with matching SS wood screws

	Code	Rose Ø	Knob Ø	Finish
I	OBI90530	56mm	54mm	Rosewood/Polished Brass



From the Anvil

Bun Mortice/Rim Door Knob

- Manufactured from solid timber
- Supplied with matching SS wood screws

	Code	Rose Ø	Knob Ø	Finish
	OBI92840	57mm	57mm	Ebony/Polished Brass
J	TT002335	57mm	57mm	Ebony/Polished Nickel



From the Anvil

Round Mortice/Rim Door Knob

- Sold in pairs c/w 8mm spindle, fixings & 2 escutcheons

	Code	Rose Ø	Knob Ø	Finish
K	OE023900	60mm	41mm	Black
	OEI01800	60mm	41mm	Pewter
	OBI91540	60mm	41mm	Beeswax



m.marcus

DOOR HARDWARE



CABINET HARDWARE



WIRING ACCESSORIES



DOOR HANDLE COLLECTION

80 years of specialist knowledge and expertise reflected in our timeless designs and extraordinary finishes.

Heritage Brass[®]

SOLID BRASS HARDWARE

www.m-marcus.com



A

atlantic uk
architectural hardware



Harrison Knurled Mortice Knob

- Solid brass
- **Finishes:** satin brass, matt black, antique brass, satin nickel

	Code	Rose Ø	Knob Ø	Finish
A	OA045365	65mm	60mm	Satin Brass



B

atlantic uk
architectural hardware



Boulton Stepped Mortice Knob

- Solid brass
- **Finishes:** urban dark bronze, satin brass, matt black, antique brass, satin nickel, polished nickel

	Code	Rose Ø	Knob Ø	Finish
B	OA045430	65mm	60mm	Polished Nickel



C

atlantic uk
architectural hardware



Edison Domed Mortice Knob

- Solid brass
- **Finishes:** urban dark bronze, satin brass, matt black, antique brass, satin nickel, polished nickel

	Code	Rose Ø	Knob Ø	Finish
C	OA045395	65mm	63mm	Urban Dark Bronze



CARLISLE BRASS

Oval Mortice Knob

- Solid brass
- Comes with a 10 year mechanical guarantee
- **Finishes:** satin chrome, polished chrome, polished brass

	Code	Rose Ø	Knob Ø	Finish
A	OB200030	61mm	55 x 38mm	Polished Chrome



CARLISLE BRASS

Victorian Ball Mortice Knob

- Solid brass
- Comes with a 10 year mechanical guarantee
- **Finishes:** satin chrome, polished chrome, polished brass

	Code	Rose Ø	Knob Ø	Finish
B	OB200250	61.5mm	45mm	Satin Chrome



CARLISLE BRASS

Mushroom Mortice Knob

- Solid brass
- The knob is mounted on concealed fix rose
- Comes with a 10 year mechanical guarantee
- **Finishes:** satin chrome, polished chrome, polished brass

	Code	Rose Ø	Knob Ø	Finish
C	OB200140	64.5mm	59mm	Satin Chrome



CARLISLE BRASS

Mushroom Rim Knob

- Solid brass
- For use with rim locks
- Comes with a 10 year mechanical guarantee
- **Finishes:** satin chrome, polished chrome, polished brass

	Code	Rose Ø	Knob Ø	Finish
D	OB200600	56mm	53mm	Polished Brass



CARLISLE BRASS

Escutcheons

- Solid brass
- Concealed fix escutcheon with a threaded screw on outer rose
- Comes with a 10 year mechanical guarantee
- Profile options: euro, lock, oval and blank
- **Finishes:** satin chrome, polished chrome, polished brass

	Code	Size	Fixing Centres	Finish
E	OB090700	50mm	40.5mm	Polished Brass



CARLISLE BRASS

Turn & Release

- Solid brass
- A slim half moon shaped turn with a coin release on a concealed fix rose
- Comes with a 10 year mechanical guarantee
- **Finishes:** satin chrome, polished chrome, polished brass

	Code	Size	Fixing Centres	Finish
F	OB094020	50mm	40.5mm	Polished Chrome



Berkeley Mortice Knob

- Created from solid brass
- Unsprung
- Supplied with spindles and fixings
- For use with mortice locks & latches
- Comes with a 10 year mechanical guarantee
- **Finishes:** dark bronze, polished nickel, antique brass, satin nickel, satin brass

	Code	Rose Ø	Projection	Finish
G	BU000470	65mm	65mm	Antique Bras
H	BU000480	65mm	65mm	Dark Bronze



Bloomsbury Mortice Knob

- Created from solid brass
- Unsprung
- Supplied with spindles and fixings
- For use with mortice locks & latches
- Comes with a 10 year mechanical guarantee
- **Finishes:** dark bronze, polished nickel, antique brass, satin nickel, satin brass

	Code	Rose Ø	Projection	Finish
I	BU000440	65mm	65mm	Polished Nickel
J	BU000460	65mm	65mm	Satin Nickel



Escutcheons

- **The outer rose must be selected and ordered separately. Please see page 139 for rose options**
- Created from solid brass
- **Finishes:** dark bronze, polished nickel, antique brass, satin nickel, satin brass

	Code		Size	Finish
K	BU000945	Lever	53mm	Satin Nickel
L	BU000950	Euro	53mm	Dark Bronze



Turn & Release

- **This turn & release is pictured with a rose, they do not come supplied with an outer rose, the outer rose must be selected and ordered separately. Please see page 139 for rose options**
- Created from solid brass
- **Finishes:** dark bronze, polished nickel, antique brass, satin nickel, satin brass

	Code	Turn	Projection	Finish
M	BU000940	22mm	38mm	Satin Brass
N	BU000930	22mm	38mm	Polished Nickel

A

Heritage Brass



Mayfair Mortice Knob

- Solid brass
- Comes with a 10 year mechanical guarantee
- **Finishes:** polished brass, antique brass, satin brass, polished chrome, satin chrome, satin nickel, matt bronze

	Code	Rose Ø	Projection	Finish
A	OB906945	64mm	76mm	Polished Chrome

B

Heritage Brass



Kensington Mortice Knob

- Solid brass
- Comes with a 10 year mechanical guarantee
- **Finishes:** polished brass, antique brass, satin brass, polished chrome, satin chrome, satin nickel, matt bronze

	Code	Rose Ø	Projection	Finish
B	OB906990	64mm	66mm	Antique Brass

C

Heritage Brass



Reeded Mortice Knob

- Solid brass
- Comes with a 10 year mechanical guarantee
- **Finishes:** polished brass, antique brass, satin brass, polished chrome, polished nickel, satin chrome, satin nickel, matt bronze

	Code	Rose Ø	Projection	Finish
C	OB907035	60mm	89mm	Satin Brass

D

Heritage Brass



Westminster Mortice Knob

- Solid brass
- Comes with a 10 year mechanical guarantee
- **Finishes:** polished brass, antique brass, satin brass, polished chrome, satin chrome, satin nickel, matt bronze

	Code	Rose Ø	Projection	Finish
D	OB907065	64mm	79mm	Satin Nickel

E

Heritage Brass



Richmond Mortice Knob

- Solid brass
- Comes with a 10 year mechanical guarantee
- **Finishes:** polished brass, antique brass, satin brass, polished chrome, satin chrome, polished nickel, satin nickel, matt bronze

	Code	Rose Ø	Projection	Finish
E	OB907100	67mm	70mm	Satin Chrome

F

Heritage Brass



Aylesbury Mortice Knob

- Solid brass
- Comes with a 10 year mechanical guarantee
- **Finishes:** polished brass, antique brass, satin brass, polished chrome, satin chrome, satin nickel, matt bronze

	Code	Rose Ø	Projection	Finish
F	OB907115	57mm	68mm	Polished Brass

G

Heritage Brass



**Whitehall
Mortice Knob**

- Solid brass
- Comes with a 10 year mechanical guarantee
- **Finishes:** polished brass, antique brass, satin brass, polished chrome, polished nickel, satin nickel, matt bronze

	Code	Rose Ø	Projection	Finish
G	OB907165	63mm	70mm	Matt Bronze

H

Heritage Brass



**Plain White Porcelain
Mortice Knob**

- Comes with a 10 year mechanical guarantee
- **Base finishes:** polished brass, antique brass, polished chrome, satin nickel, porcelain, matt bronze

	Code	Rose Ø	Projection	Finish
H	OB035125	61mm	59mm	Porcelain

I

Heritage Brass



**Chelsea
Mortice Knob**

- Solid brass
- Comes with a 10 year mechanical guarantee
- **Finishes:** polished brass, antique brass, satin brass, polished chrome, polished nickel, satin nickel, matt bronze

	Code	Rose Ø	Projection	Finish
I	OE700037	63mm	80mm	Satin Brass

J

Heritage Brass



**Gold Line Porcelain
Mortice Knob**

- Comes with a 10 year mechanical guarantee
- **Base finishes:** polished brass, antique brass, polished chrome, satin nickel, porcelain, matt bronze

	Code	Rose Ø	Projection	Finish
J	OB907345	61mm	59mm	Polished Brass

K

Heritage Brass



**Hampstead
Mortice Knob**

- Solid brass
- Comes with a 10 year mechanical guarantee
- **Finishes:** polished brass, antique brass, satin brass, polished chrome, polished nickel, satin nickel, matt bronze

	Code	Rose Ø	Projection	Finish
K	OB907240	63mm	72mm	Polished Nickel

L

Heritage Brass



**White Crackle
Porcelain Mortice Knob**

- Comes with a 10 year mechanical guarantee
- **Base finishes:** polished brass, antique brass, polished chrome, satin nickel, porcelain, matt bronze

	Code	Rose Ø	Projection	Finish
L	OE700041	61mm	59mm	Porcelain



Find the full range of From The Anvil pull handles on our website
www.acleigh.co.uk/ironmongery/from-the-anvil

A

From the
Anvil



B



Art Deco Door Pull Handle

- **Sizes:** 212mm, 282mm
- **Sizes on backplate:** 300 x 65mm, 425 x 65mm
- **Finishes:** aged brass, polished chrome, polished nickel, aged bronze, polished bronze

	Code	Length	Fixing Centres	Finish
A	TT017578	230mm	212mm	Polished Bronze
B	TT017509	300 x 65mm		Aged Bronze

C

CARLISLE BRASS



D



Varese Door Pull Handle

- Manufactured from solid brass, each piece is precision engineered to add texture to an iconic industrial design
- 25 Year mechanical guarantee
- **Sizes:** 300mm, 450mm
- **Finishes:** antique brass, satin brass, satin nickel, matt bronze, matt black

	Code	Length	Fixing Centres	Finish
C	OB909200	350mm	300mm	Matt Bronze
D	OB909205	500mm	450mm	Satin Brass



Mitred Lines Door Pull Handle

- Solid brass
- **Finishes:** antique brass, polished chrome/satin nickel, matt black

	Code	Length	Fixing Centres	Finish
E	OB909170	320mm	300mm	Antique Brass
F	OB909185	320mm	300mm	Matt Black



Burlington Belgrave Door Pull Handle

- Solid brass
- **Fixing:** bolt through, back to back, face fix
- **Finishes:** dark bronze, polished nickel, antique brass, satin nickel, satin brass

	Code	Length	Fixing Centres	Finish
G	OB909220	446mm	425mm	Polished Nickel
H	OB909225	446mm	425mm	Antique Brass



Burlington Piccadilly Door Pull Handle

- Solid brass
- **Fixing:** bolt through, back to back, face fix
- **Finishes:** dark bronze, polished nickel, antique brass, satin nickel, satin brass

	Code	Length	Fixing Centres	Finish
I	OB909230	446mm	425mm	Satin Nickel
J	OB909235	446mm	425mm	Antique Brass



Burlington Westminster Door Pull Handle

- Solid brass
- **Fixing:** bolt through, back to back, face fix
- **Finishes:** dark bronze, polished nickel, antique brass, satin nickel, satin brass

	Code	Length	Fixing Centres	Finish
K	OB909210	446mm	425mm	Dark Bronze
L	OB909215	446mm	425mm	Satin Brass



Heritage Brass

Bar Knurled Door Pull Handle

- Solid brass
- **Sizes:** 203mm, 355mm
- **Finishes:** polished brass, satin brass, antique brass, polished chrome, satin nickel, matt bronze

	Code	Length	Fixing Centres	Finish
A	OB909245	457mm	355mm	Satin Nickel
B	OB909240	305mm	203mm	Polished Brass



Heritage Brass

Bauhaus Knurled Door Pull Handle

- Solid brass
- **Size:** 305mm
- **Finishes:** polished brass, satin brass, antique brass, polished chrome, satin nickel, matt bronze

	Code	Length	Fixing Centres	Finish
C	OB909250	330mm	305mm	Polished Chrome



Heritage Brass

Gio Door Pull Handle

- Solid brass
- **Sizes:** 305mm, 457mm
- **Finishes:** polished brass, satin brass, antique brass, polished chrome, satin nickel, matt bronze

	Code	Length	Fixing Centres	Finish
D	OA042350	484mm	457mm	Matt Bronze
E	OB909255	332mm	305mm	Satin Brass



Heritage Brass

Urban Door Pull Handle


- Solid brass
- **Sizes:** 279mm, 432mm
- **Finishes:** polished brass, satin brass, antique brass, polished chrome, satin nickel, matt bronze

	Code	Length	Fixing Centres	Finish
F	OA042730	457mm	432mm	Antique Brass
G	OA042370	305mm	279mm	Matt Bronze

Finishing touch

We like to think that we offer the UK's widest range of finish and colour options from stock. Illustrated in our new finishes brochure are our 20 finish options, which are available across our range of architectural door controls. If our stock range isn't just what you are looking for then contact us about our fantastic bespoke finish service to find as close a match as possible.

Request a brochure or visit our website to find out how BOSS Door Controls could add the finishing touch to your project with flying colours.



We are delighted to be the official partner and main distributor of Scigno pocket door solutions in the UK.

A global market leader, Scigno makes what we believe are the most versatile, installer-friendly and quality pocket door system around.

In stock and available for immediate dispatch is the Scigno STech pocket door cassette system, and Scignokit system

Both systems offer different benefits to suit individual project needs, and combine competitive price advantage with the precision manufactured components and ease of installation.

Available exclusively through Boss Door Controls the Scigno systems are delivered straight to site on your behalf.



FRAMING SOLUTIONS

FOR POCKET DOORS





Berlin Knurled Cabinet Knob

- The Berlin knurled cabinet knob perfectly juxtaposes traditional and industrial styles with an elegant flared stem and soft-edged face, contrasting with the industrial knurled circumference of the knob
- Finishes:** polished brass, satin brass, antique brass, polished chrome, satin chrome, polished nickel, satin nickel, dark bronze, black

	Code	Rose Ø	Knob Ø	Projection	Finish
A	OC356800	25mm	38mm	34.5mm	Polished Brass
B	OC356820	25mm	38mm	34.5mm	Satin Chrome



Leila Hammered Cabinet Knob

- This Leila hammered cabinet knob is a solid brass circular knob on a pedestal. It has both a hammered effect on the face and the cylinder shape of the knob
- Sizes:** 30mm, 35mm
- Finishes:** satin brass, antique brass, polished nickel, satin nickel, dark bronze

	Code	Rose Ø	Knob Ø	Projection	Finish
C	OC355930	16mm	30mm	32mm	Polished Nickel
D	OC355950	16mm	35mm	32mm	Dark Bronze



Lynd Hammered Cabinet Knob

- The Lynd hammered cabinet knob is a beautiful cabinet knob with two raised rings around the foot of the knob made from brass
- Sizes:** 32mm, 38mm
- Finishes:** antique brass, polished chrome, dark bronze

	Code	Rose Ø	Knob Ø	Projection	Finish
E	OC355995	21mm	32mm	29mm	Antique Brass
F	OC356025	25mm	38mm	34.5mm	Polished Chrome



Bullion Cabinet Knob on Square Backplate

- A circular style knob on a pedestal with a matching square backplate. This simple but stunning design will complete the look of any cupboard or cabinet within your home
- PVD products come with a 25 year finish guarantee
- Finishes:** satin brass PVD, polished chrome, dark bronze PVD

	Code	Rose Ø	Knob Ø	Projection	Finish
G	OC356630	45mm	38mm	32mm	Satin Brass
H	OC356620	45mm	38mm	32mm	Dark Bronze



Romulus Soap Bar Cabinet Knob

- The Romulus Soap Bar cabinet knob has an eye-catching rounded edge rectangular shield-like shape. Perfect for matching with Alexander & Wilks cabinet cup pulls or plain door handles on rose
- **Sizes:** 47mm, 60mm
- **Finishes:** satin brass, burnished brass, antique bronze, polished chrome, polished nickel

	Code	Rose Ø	Knob	Projection	Finish
I	OC356235	20mm	60mm	36mm	Satin Brass



Crispin Bamboo T-Bar Cabinet Knob

- This t-bar cabinet knob is inspired by the look and feel of a bamboo cane. This bamboo style is perfect for adding the finishing touches to your home
- PVD products come with a 25 year finish guarantee
- **Finishes:** satin brass PVD, antique brass, dark bronze PVD

	Code	Rose Ø	Knob Ø	Projection	Finish
K	OC355045	12.5mm	15mm	37.5mm	Antique Brass



Bardom Ridged Cup Handle

- **Finishes:** polished brass, satin brass, antique brass, polished chrome, polished nickel, satin nickel, dark bronze, black

	Code	Length	Fixing Centres	Finish
J	OC357125	92mm	76mm	Satin Nickel



Quantock Cup Handle

- **Sizes:** 40mm, 96mm, 203mm
- **Finishes:** satin brass, antique brass, polished chrome, satin chrome, polished nickel, satin nickel, dark bronze

	Code	Length	Fixing Centres	Finish
L	OC357225	65mm	40mm	Satin Chrome



Raoul Cup Handle

- **Finishes:** polished brass, satin brass, antique brass, polished chrome, satin chrome, polished nickel, satin nickel, dark bronze, black

	Code	Length	Fixing Centres	Finish
M	OC357310	92mm	76mm	Black

A

**ALEXANDER
& WILKS**
Britain's Finest Ironmongery



Brunel Knurled T-Bar Cabinet Pull Handle

- The Brunel pull handle features a beautiful diamond knurled design, nodding to Britain's industrial heritage. Knurling is used to create texture, improving grip and giving the t-bar handles a tactile feel
- PVD products come with a 25 year finish guarantee
- **Sizes:** 96mm, 128mm, 160mm, 192mm, 224mm, 448mm
- **Finishes:** satin brass PVD, antique brass, polished nickel, satin nickel, dark bronze PVD

	Code	Length	Fixing Centres	Finish
A	OC355685	121mm	96mm	Antique Brass

B

**ALEXANDER
& WILKS**
Britain's Finest Ironmongery



Camille Knurled Cabinet Pull Handle

- This Camille knurled cabinet pull handle is a sleek and slim rectangular bar handle with a knurled circular grip on round bases with concealed fixings
- PVD products come with a 25 year finish guarantee
- **Finishes:** satin brass PVD, antique brass, dark bronze PVD

	Code	Length	Fixing Centres	Finish
B	OC356040	175mm	160mm	Dark Bronze PVD

C

**ALEXANDER
& WILKS**
Britain's Finest Ironmongery



Crispin Bamboo T-Bar Cabinet Pull Handle

- The Crispin bamboo t-bar cabinet pull handle has a unique bamboo design created from a base of solid brass. This collection has a natural inspiration and provides an unexpectedly ergonomic feel with the curves of the bamboo fitting perfectly into hands
- PVD products come with a 25 year finish guarantee
- **Sizes:** 128mm, 160mm, 224mm
- **Finishes:** satin brass PVD, antique brass, dark bronze PVD

	Code	Length	Fixing Centres	Finish
C	OC355055	156mm	128mm	Satin Brass PVD

D

**ALEXANDER
& WILKS**
Britain's Finest Ironmongery



Leila Hammered T-Bar Cabinet Pull Handle

- This Leila hammered t-bar cabinet pull handle is a perfect addition to your cabinets. It has a solid hammered brass design across the whole bar of the handle, with two legs both with circular roses on the bottom. This pull gives off a contemporary feel and would therefore be a perfect way to finish off any of your cabinets
- PVD products come with a 25 year finish guarantee
- **Finishes:** satin brass PVD, antique brass, polished nickel, satin nickel, dark bronze PVD

	Code	Length	Fixing Centres	Finish
D	OC355980	196mm	160mm	Polished Nickel



From the
Anvil

Judd Cabinet Knob

- Also available with a round or square rose
- **Sizes:** 25mm, 32mm, 38mm
- **Finishes:** polished brass, aged brass, polished chrome, satin chrome, polished nickel, polished bronze, aged bronze, matt black

	Code	Size	Finish
E	TT032970	Ø32 x 32mm	Polished Brass



From the
Anvil

Kahlo Cabinet Knob

- **Sizes:** 25mm, 32mm, 38mm
- **Finishes:** polished brass, aged brass, polished chrome, satin chrome, polished nickel, matt black

	Code	Size	Finish
F	TT034770	Ø38 x 32mm	Satin Chrome



From the
Anvil

Brompton Cabinet Knob

- Also available with a round or square rose
- **Sizes:** 25mm, 32mm, 38mm
- **Finishes:** polished brass, aged brass, polished chrome, satin chrome, polished nickel, pewter, polished bronze, aged bronze, matt black

	Code	Size	Finish
G	TT030880	Ø25 x 25mm	Aged Bronze



From the
Anvil

Kelso Cabinet Knob

- Also available with a round or square rose
- **Sizes:** 25mm, 32mm, 38mm
- **Finishes:** polished brass, aged brass, polished chrome, satin chrome, polished nickel, polished bronze, aged bronze, matt black

	Code	Size	Finish
H	TT033990	Ø38 x 32mm	Polished Bronze



From the
Anvil

Prestbury Cabinet Knob

- **Sizes:** 32mm, 38mm
- **Finishes:** aged brass, polished chrome, polished nickel, aged bronze

	Code	Size	Finish
I	TT000500	Ø38 x 40mm	Polished Nickel



From the
Anvil

Hammered Mushroom Cabinet Knob

- **Sizes:** 32mm, 38mm
- **Finishes:** aged brass, polished chrome, polished nickel, polished bronze, aged bronze

	Code	Size	Finish
J	TT018396	Ø32 x 36mm	Polished Chrome



Hammered Regency Concealed Drawer Pull

- **Finishes:** aged brass, polished chrome, polished nickel, polished bronze, aged bronze

	Code	Size	Finish
A	TT018414	85 x 40mm	Aged Brass



Hammered Art Deco Drawer Pull

- **Finishes:** aged brass, polished chrome, polished nickel, polished bronze, aged bronze

	Code	Size	Finish
B	TT018410	100 x 42mm	Polished Nickel



Regency Concealed Drawer Pull

- **Finishes:** polished brass, satin brass, aged brass, polished chrome, satin chrome, polished nickel, polished bronze, aged bronze, pewter, beeswax, black

	Code	Size	Finish
C	TT017532	85 x 40mm	Satin Chrome



Art Deco Drawer Pull

- **Finishes:** satin brass, aged brass, polished chrome, polished nickel, polished bronze, aged bronze, pewter, beeswax, black

	Code	Size	Finish
D	TT017524	100 x 42mm	Aged Bronze



Flower Drawer Pull

- **Finishes:** natural smooth, beeswax, black

	Code	Size	Finish
E	OBI92670	98 x 51mm	Natural Smooth



Flower Drawer Pull

- **Finishes:** natural smooth, beeswax, black

	Code	Size	Finish
F	OBI93110	102 x 44mm	Beeswax



Ringed Cabinet Knob

- Sold in singles
- Supplied with an SS M4 screw
- **Sizes:** 32mm, 38mm
- **Finishes:** natural smooth, beeswax, black

	Code	Size	Finish
G	OE028320	Ø32 x 25mm	Black



Oval Cabinet Knob

- Sold in singles
- Supplied with an SS M4 screw
- **Finishes:** pewter, beeswax, black

	Code	Size	Finish
H	OBI93290	40 x 30mm	Beeswax



Octagonal Cabinet Knob

- Sold in singles
- Supplied with an SS M4 screw
- **Sizes:** 32mm, 39mm
- **Finishes:** natural smooth, beeswax, black

	Code	Size	Finish
I	OBI92780	Ø32 x 37mm	Natural Smooth



Flower Cabinet Knob

- Sold in singles
- Supplied with an SS M4 screw
- **Sizes:** 32mm, 38mm
- **Finishes:** natural smooth, beeswax, black

	Code	Size	Finish
J	OE028280	Ø32 x 41mm	Black



Beehive Cabinet Knob

- **Sizes:** 30mm, 40mm
- **Finishes:** polished brass, satin brass, aged brass, polished chrome, satin chrome, polished nickel, polished bronze, aged bronze, pewter, matt black

	Code	Size	Finish
K	TT003980	Ø30 x 29mm	Polished Bronze



Cabinet Turn

- A stylish turn designed to hold two doors together
- Comes complete with screws and a keep

	Code	Size	Projection	Finish
	OE022690	56 x 20mm	40mm	Black
L	OE101210	56 x 20mm	40mm	Pewter
	OBI92130	56 x 20mm	40mm	Beeswax



FINGERTIP
ENGLAND MADE

Victorian Cabinet Knob

- Traditional solid brass cabinet knob, with a heavy solid feel
- Plain Victorian knob on stepped tiered round rose
- Suitable for a multitude of applications and settings
- **Sizes:** 25mm, 32mm, 38mm, 42mm, 50mm
- **Finishes:** polished brass, satin brass, antique brass, polished chrome, satin chrome, polished nickel, satin nickel, stainless steel effect, dark bronze, anthracite, matt black

	Code	Rose Ø	Knob Ø	Projection	Finish
A	GW050094	25mm	25mm	25mm	Satin Chrome
B	OB908955	25mm	25mm	25mm	Anthracite



FINGERTIP
ENGLAND MADE

Queen Anne Cabinet Knob

- Reeded ball knob on a matching ringed rose and stem
- A traditional style which will also compliment modernistic settings
- Very easy to grasp and provides a comfortable feel and good torque when opening doors and drawers
- **Sizes:** 23mm, 28mm, 35mm
- **Finishes:** polished brass, satin brass, florentine bronze, polished chrome, satin chrome, matt black

	Code	Rose Ø	Knob Ø	Projection	Finish
C	OB908960	25mm	23mm	33mm	Satin Brass
D	GW075665	30mm	28mm	41mm	Polished Chrome
	GW075690	38mm	35mm	51mm	Satin Chrome



FINGERTIP
ENGLAND MADE

Plain Cabinet Knob

- A plain topped knob with sweeping lines around the outer edge on a ringed tiered stem and rose
- **Sizes:** 25mm, 30mm, 38mm
- **Finishes:** polished brass, polished chrome, satin chrome, satin nickel, florentine bronze, pewter

	Code	Rose Ø	Knob Ø	Projection	Finish
E	OH020548	32mm	25mm	30mm	Polished Chrome
F	OH020618	38mm	30mm	36mm	Florentine Bronze
	OH020545	48mm	38mm	45mm	Polished Brass



FINGERTIP
ENGLAND MADE

Crystal Knob

- A luxurious and elegant crystal clear faceted knob on a round tiered rose
- **Sizes:** 25mm, 30mm, 35mm, 40mm
- **Finishes:** polished brass, polished chrome

	Code	Rose Ø	Knob Ø	Projection	Finish
G	GW075705	18mm	25mm	36mm	Polished Chrome
H	GW073470	21mm	30mm	43mm	Polished Brass
	GW075720	21mm	35mm	45mm	Polished Brass
	GW075735	23mm	40mm	51mm	Polished Chrome



FINGERTIP
ENGLAND MADE

T-Bar Handle

- **Sizes:** 96mm, 128mm, 160mm, 192mm, 224mm, 288mm, 352mm, 448mm, 608mm
- **Finishes:** polished chrome, satin nickel

	Code	Length	Fixing Centres	Finish
I	GW071390	156mm	96mm	Satin Nickel



FINGERTIP
ENGLAND MADE

Bar Handle

- **Sizes:** 128mm, 160mm, 192mm, 256mm, 320mm, 448mm, 608mm, 864mm
- **Finish:** satin nickel/stainless steel

	Code	Length	Fixing Centres	Finish
J	GW075745	200mm	160mm	S.Nickel/Stainless Steel



FINGERTIP
ENGLAND MADE

Venturi D Handle

- **Sizes:** 128mm, 160mm
- **Finishes:** polished chrome, satin nickel

	Code	Length	Fixing Centres	Finish
K	GW075850	146mm	128mm	Polished Chrome
L	GW075330	182mm	160mm	Satin Nickel



FINGERTIP
ENGLAND MADE

D Handle

- **Sizes:** 96mm, 128mm, 160mm, 192mm
- **Finishes:** polished chrome, satin nickel

	Code	Length	Fixing Centres	Finish
M	GW072030	106mm	96mm	Polished Chrome
N	GW072060	138mm	128mm	Satin Nickel



FINGERTIP
ENGLAND MADE

Leuci Handle

- **Sizes:** 160mm, 320mm
- **Finishes:** polished chrome, satin nickel

	Code	Length	Fixing Centres	Finish
O	GW075775	218mm	160mm	Polished Chrome
P	GW075780	218mm	160mm	Satin Nickel

Can't find what you're looking for?

Please get in touch with your local branch.

MORE AVAILABLE



FINGERTIP
ENGLAND MADE

Bridge Handle

- **Sizes:** 128mm (satin nickel only), 160mm
- **Finishes:** satin copper; satin nickel

	Code	Length	Fixing Centres	Finish
A	GW075865	207mm	160mm	Satin Copper



FINGERTIP
ENGLAND MADE

Shaker Style Handle

- **Size:** 76mm
- **Finish:** satin brass

	Code	Length	Fixing Centres	Finish
B	GW072580	128mm	76mm	Satin Brass



FINGERTIP
ENGLAND MADE

Concave Bow Handle

- **Sizes:** 128mm, 160mm
- **Finishes:** polished chrome, satin nickel

	Code	Length	Fixing Centres	Finish
C	GW075790	162mm	128mm	Polished Chrome



FINGERTIP
ENGLAND MADE

Curved Convex Grip Handle

- **Size:** 128mm
- **Finish:** satin nickel

	Code	Length	Fixing Centres	Finish
D	GW075855	141mm	128mm	Satin Nickel



FINGERTIP
ENGLAND MADE

Valetta Bow Handle

- **Sizes:** 160mm, 192mm, 320mm
- **Finishes:** polished chrome, satin nickel

	Code	Length	Fixing Centres	Finish
E	GW075810	184mm	160mm	Polished Chrome



FINGERTIP
ENGLAND MADE

Solo Handle

- **Size:** 128mm
- **Finish:** satin nickel

	Code	Length	Fixing Centres	Finish
F	GW075860	154.5mm	128mm	Satin Nickel



Berkeley Cabinet Knob

- Created from solid brass
- **Finishes:** dark bronze, polished nickel, antique brass, satin nickel, satin brass

	Code	Knob Ø	Projection	Finish
G	BU000530	40mm	40mm	Satin Nickel
H	BU000450	40mm	40mm	Satin Brass



Bloomsbury Cabinet Knob

- Created from solid brass
- **Finishes:** dark bronze, polished nickel, antique brass, satin nickel, satin brass

	Code	Knob Ø	Projection	Finish
I	BU000490	40mm	40mm	Antique Brass
J	BU000510	40mm	40mm	Dark Bronze



Westminster Cabinet Knob

- Created from solid brass
- **Finishes:** dark bronze, polished nickel, antique brass, satin nickel, satin brass


	Code	Knob Ø	Projection	Finish
K	BU000290	30mm	28mm	Polished Nickel
L	BU000295	30mm	28mm	Satin Nickel



Belgrave Cabinet Knob

- Created from solid brass
- **Finishes:** dark bronze, polished nickel, antique brass, satin nickel, satin brass

	Code	Knob Ø	Projection	Finish
M	BU000280	30mm	35mm	Satin Nickel
N	BU000275	30mm	35mm	Dark Bronze



Trafalgar Cabinet Knob

- Created from solid brass
- **Finishes:** dark bronze, polished nickel, antique brass, satin nickel, satin brass


	Code	Size	Projection	Finish
O	BU000300	30 x 30mm	30mm	Satin Brass
P	BU000780	30 x 30mm	30mm	Dark Bronze



Piccadilly Cabinet Knob

- Created from solid brass
- **Finishes:** dark bronze, polished nickel, antique brass, satin nickel, satin brass

	Code	Knob Ø	Projection	Finish
Q	BU000270	30mm	35mm	Antique Brass
R	BU001025	30mm	35mm	Polished Nickel



Westminster T-Bar Cabinet Knob

- Created from solid brass
- **Finishes:** dark bronze, polished nickel, antique brass, satin nickel, satin brass


	Code	Size	Projection	Finish
A	BU000250	56 × 22.5mm	41mm	Satin Brass
B	BU000255	56 × 22.5mm	41mm	Polished Nickel



Belgrave T-Bar Cabinet Knob

- Created from solid brass
- **Finishes:** dark bronze, polished nickel, antique brass, satin nickel, satin brass

	Code	Size	Projection	Finish
C	BU000240	60 × 18mm	40mm	Antique Brass
D	BU000245	60 × 18mm	40mm	Satin Nickel



Trafalgar T-Bar Cabinet Knob

- Created from solid brass
- **Finishes:** dark bronze, polished nickel, antique brass, satin nickel, satin brass

	Code	Size	Projection	Finish
E	BU000265	60 × 15mm	40mm	Antique Brass
F	BU000285	60 × 15mm	40mm	Dark Bronze



Piccadilly T-Bar Cabinet Knob

- Created from solid brass
- **Finishes:** dark bronze, polished nickel, antique brass, satin nickel, satin brass

	Code	Size	Projection	Finish
G	BU000235	55 × 15mm	40mm	Polished Nickel
H	BU000230	55 × 15mm	40mm	Dark Bronze



Westminster Cabinet Handle

- Created from solid brass
- **Sizes:** 96mm, 128mm, 224mm
- **Finishes:** dark bronze, polished nickel, antique brass, satin nickel, satin brass

	Code	Size	Finish
I	BU000330	96mm	Satin Nickel
J	BU000400	224mm	Dark Bronze



Belgrave Cabinet Handle

- Created from solid brass
- **Sizes:** 96mm, 128mm, 224mm
- **Finishes:** dark bronze, polished nickel, antique brass, satin nickel, satin brass

	Code	Size	Finish
K	BU000370	128mm	Polished Nickel
L	BU000750	224mm	Dark Bronze



Trafalgar Cabinet Handle

- Created from solid brass
- **Sizes:** 96mm, 128mm, 224mm
- **Finishes:** dark bronze, polished nickel, antique brass, satin nickel, satin brass

	Code	Size	Finish
M	BU000340	96mm	Antique Brass
N	BU000810	128mm	Satin Brass



Piccadilly Cabinet Handle

- Created from solid brass
- **Sizes:** 96mm, 128mm, 224mm
- **Finishes:** dark bronze, polished nickel, antique brass, satin nickel, satin brass

	Code	Size	Finish
O	BU000310	96mm	Polished Nickel
P	BU000350	128mm	Satin Brass



Heritage Brass

Victorian Round Cabinet Knob

- Solid brass
- **Sizes:** 32mm, 38mm
- **Finishes:** antique brass, polished brass, satin brass, polished nickel, satin nickel, polished chrome, satin chrome, satin rose gold, matt bronze, matt black

	Code	Base Ø	Knob Ø	Projection	Finish
A	OB900080	16mm	38mm	32mm	Satin Rose Gold



Heritage Brass

Ball Cabinet Knob

- Solid brass
- **Sizes:** 32mm, 38mm
- **Finishes:** antique brass, polished brass, satin brass, polished nickel, satin nickel, polished chrome, satin chrome, matt bronze

	Code	Base Ø	Knob Ø	Projection	Finish
B	OB900140	32mm	32mm	43mm	Polished Chrome



Heritage Brass

Victorian Oval Cabinet Knob

- Solid brass
- **Sizes:** 32mm, 38mm
- **Finishes:** antique brass, polished brass, satin brass, polished nickel, satin nickel, polished chrome, satin chrome, satin rose gold, matt bronze, matt black

	Code	Base Ø	Knob Ø	Projection	Finish
C	OB900230	15mm	32mm	28mm	Matt Black



Heritage Brass

Reeded Cabinet Knob

- Solid brass
- **Sizes:** 32mm, 38mm
- **Finishes:** antique brass, polished brass, satin brass, polished nickel, satin nickel, polished chrome, satin chrome, satin rose gold, matt bronze, matt black

	Code	Base Ø	Knob Ø	Projection	Finish
D	OB900385	32mm	32mm	43mm	Satin Chrome



Heritage Brass

Stepped Oval Cabinet Knob

- Solid brass
- **Finishes:** antique brass, polished brass, satin brass, polished nickel, satin nickel, polished chrome, matt bronze

	Code	Base Ø	Knob	Projection	Finish
E	OB901255	16mm	41x25 mm	30mm	Polished Brass



Heritage Brass

Surrey Cabinet Knob

- Solid brass
- **Sizes:** 32mm, 38mm
- **Finishes:** antique brass, polished brass, satin brass, polished nickel, satin nickel, polished chrome, satin chrome, matt bronze

	Code	Base Ø	Knob Ø	Projection	Finish
F	OB901285	32mm	32mm	24mm	Satin Nickel



Heritage Brass

Round Hammered Cabinet Knob

- Solid brass
- **Sizes:** 32mm, 38mm
- **Finishes:** antique brass, polished brass, satin brass, polished nickel, satin nickel, polished chrome, matt bronze

	Code	Base Ø	Knob Ø	Projection	Finish
G	OB900290	8mm	32mm	32mm	Matt Bronze



Heritage Brass

Florence Cabinet Knob

- Solid brass
- **Finishes:** antique brass, polished brass, satin brass, polished nickel, satin nickel, polished chrome, satin chrome, satin rose gold, matt bronze, matt black

	Code	Base Ø	Knob Ø	Projection	Finish
H	OB900480	16mm	32mm	29mm	Satin Rose Gold



Heritage Brass

Domed Disc Cabinet Knob

- Solid brass
- **Sizes:** 32mm, 38mm
- **Finishes:** antique brass, polished brass, satin brass, polished nickel, satin nickel, polished chrome, matt bronze

	Code	Base Ø	Knob Ø	Projection	Finish
I	OB900855	8mm	38mm	32mm	Satin Brass



Heritage Brass

Florence Knurled Cabinet Knob

- Solid brass
- **Finishes:** antique brass, polished brass, satin brass, polished nickel, satin nickel, polished chrome, matt bronze

	Code	Base Ø	Knob Ø	Projection	Finish
J	OB900735	16mm	32mm	29mm	Polished Chrome



Heritage Brass

Disc Cabinet Knob

- Solid brass
- **Sizes:** 32mm, 38mm
- **Finishes:** antique brass, polished brass, satin brass, polished nickel, satin nickel, polished chrome, matt bronze, matt bronze/satin brass, matt bronze/satin nickel

	Code	Base Ø	Knob Ø	Projection	Finish
K	OB900740	9mm	32mm	29mm	Antique Brass



Heritage Brass

Venetian Cabinet Knob

- Solid brass
- **Finishes:** antique brass, polished brass, satin brass, polished nickel, satin nickel, polished chrome, satin chrome, satin rose gold, matt bronze, matt black

	Code	Base Ø	Knob Ø	Projection	Finish
L	OB900910	12mm	32mm	32mm	Satin Chrome

A Heritage Brass

Classic Square Cabinet Knob

- Solid brass
- **Sizes:** 32mm, 40mm
- **Finishes:** antique brass, polished brass, satin brass, polished nickel, satin nickel, polished chrome, satin chrome, matt bronze, matt black

	Code	Base	Knob	Projection	Finish
A	OB901055	26 x 11mm	40mm	28mm	Matt Black

B Heritage Brass

Rectangular Cabinet Knob

- Solid brass
- **Sizes:** 41mm, 47mm
- **Finishes:** antique brass, polished brass, satin brass, polished nickel, satin nickel, polished chrome, matt bronze

	Code	Base Ø	Knob	Projection	Finish
B	OB901420	9mm	47mm	28mm	Polished Nickel

C Heritage Brass

Pyramid Cabinet Knob

- Solid brass
- **Finishes:** antique brass, polished brass, satin brass, polished nickel, satin nickel, polished chrome, satin chrome, satin rose gold, matt bronze, matt black

	Code	Base	Knob	Projection	Finish
C	OB900925	22 x 17mm	35 x 22mm	38mm	Antique Brass

D Heritage Brass

Classic Hexagon Cabinet Knob

- Solid brass
- **Finishes:** antique brass, polished brass, satin brass, polished nickel, satin nickel, polished chrome, satin chrome, satin rose gold, matt bronze, matt black

	Code	Base Ø	Knob Ø	Projection	Finish
D	OB901210	15mm	37mm	34mm	Satin Rose Gold

E Heritage Brass

Cylindric Knurled Cabinet Knob

- Solid brass
- **Finishes:** antique brass, polished brass, satin brass, polished nickel, satin nickel, polished chrome, matt bronze

	Code	Base Ø	Knob Ø	Projection	Finish
E	OB901665	19mm	21mm	32mm	Satin Nickel

F Heritage Brass

Knurled Fountain Cabinet Knob

- Solid brass
- **Sizes:** 60mm, 90mm
- **Finishes:** antique brass, polished brass, satin brass, polished nickel, satin nickel, polished chrome, matt bronze

	Code	Base Ø	Length	Projection	Finish
F	OB904520	25mm	90mm	34mm	Satin Brass




Heritage Brass

Round Cabinet Drop Pull

- Solid brass
- **Sizes:** 50mm, 63mm
- **Finishes:** antique brass, polished brass, satin brass, polished nickel, satin nickel, polished chrome, satin chrome (50mm only), satin rose gold, matt bronze

	Code	Size	Projection	Finish
G	OB901525	Ø 50mm	14mm	Polished Nickel



Heritage Brass

Square Ring Pull

- Solid brass
- Fixed with two bolts from rear edge
- **Finishes:** antique brass, polished brass, satin brass, polished nickel, satin nickel, polished chrome, matt bronze

	Code	Size	Inner Ø	Projection	Finish
H	OB905060	40 x 40mm	28mm	40mm	Matt Bronze




Heritage Brass

Hexagon Cabinet Drop Pull

- Solid brass
- **Finishes:** antique brass, polished brass, satin brass, polished nickel, satin nickel, polished chrome, matt bronze

	Code	Size	Projection	Finish
I	OB901640	60 x 60mm	13mm	Polished Chrome



Heritage Brass

Square Cabinet Drop Pull

- Solid brass
- **Finishes:** antique brass, polished brass, satin brass, polished nickel, satin nickel, polished chrome, satin chrome, satin rose gold, matt bronze

	Code	Size	Projection	Finish
J	OB901590	50 x 50mm	14mm	Satin Brass



Heritage Brass

Cabinet Edge Pull - Top Fix

- Solid brass
- **Finishes:** antique brass, polished brass, satin brass, polished nickel, satin nickel, polished chrome, satin chrome, matt bronze, matt black

	Code	Size	Thickness	Finish
K	OB901715	100 x 38mm	3mm	Matt Black
L	OB901740	200 x 38mm	3mm	Satin Nickel



Heritage Brass

Cabinet Edge Pull - Rear Fix

- Solid brass
- **Finishes:** antique brass, polished brass, satin brass, polished nickel, satin nickel, polished chrome, satin chrome, matt bronze, matt black

	Code	Size	Thickness	Finish
M	OB901765	100 x 40mm	3mm	Matt Bronze
N	OB901800	200 x 40mm	3mm	Antique Brass

A Heritage Brass



Hampshire Drawer Cup Pull

- Solid brass
- **Finishes:** antique brass, polished brass, satin brass, polished nickel, satin nickel, polished chrome, satin chrome, satin rose gold, matt bronze, matt black

	Code	Size	Projection	Finish
A	OB901885	112 x 42mm	21mm	Matt Bronze

B Heritage Brass



Crescent Drawer Cup Pull

- Solid brass
- **Finishes:** antique brass, polished brass, satin brass, polished nickel, satin nickel, polished chrome, satin chrome, satin rose gold, matt bronze, matt black

	Code	Size	Projection	Finish
B	OB901955	97 x 43mm	18mm	Satin Rose Gold

F Heritage Brass



Half Moon Drawer Cup Pull

- Solid brass
- **Finishes:** antique brass, polished brass, satin brass, polished nickel, satin nickel, polished chrome, satin chrome, satin rose gold, matt bronze, matt black

	Code	Size	Projection	Finish
F	OB902015	85 x 37mm	18mm	Polished Brass

Heritage Brass



Pyramid Cabinet Pull Handle

- Solid brass
- **Finishes:** antique brass, polished brass, satin brass, polished nickel, satin nickel, polished chrome, satin chrome, satin rose gold, matt bronze, matt black

	Code	Length	Centres	Projection	Finish
C	OB902625	113mm	96mm	35mm	Polished Nickel
D	OB902690	169mm	152mm	35mm	Satin Chrome
E	OB902710	220mm	203mm	35mm	Antique Brass

G Heritage Brass



T-Bar Raindrop Cabinet Pull Handle

- Solid brass
- **Sizes:** 128mm, 192mm, 256mm
- **Finishes:** antique brass, polished brass, satin brass, polished nickel, satin nickel, polished chrome, satin chrome, matt bronze

	Code	Length	Centres	Projection	Finish
G	OB902165	185mm	128mm	35mm	Polished Chrome

Heritage Brass



Bauhaus Cabinet Pull Handle

- Solid brass
- **Sizes:** 101mm, 128mm, 160mm, 203mm, 254mm, 320mm
- **Finishes:** antique brass, polished brass, satin brass, polished nickel, satin nickel, polished chrome, satin chrome, satin rose gold, matt bronze, matt black

	Code	Length	Centres	Projection	Finish
H	OB903385	117mm	101mm	40mm	Satin Rose Gold
I	OB903450	144mm	128mm	40mm	Polished Chrome
J	OB903495	176mm	160mm	40mm	Polished Brass

Heritage Brass



Curved 'D' Shaped Cabinet Pull Handle

- Solid brass
- **Sizes:** 89mm, 152mm, 203mm
- **Finishes:** antique brass, polished brass, satin brass, polished nickel, satin nickel, polished chrome, satin chrome, satin rose gold, matt bronze, matt black

	Code	Length	Centres	Projection	Finish
M	OB905135	97mm	89mm	32mm	Matt Black

K

Heritage Brass



Vintage Cabinet Pull Handle

- Solid brass
- **Sizes:** 102mm, 152mm, 203mm
- **Finishes:** antique brass, polished brass, satin brass, polished nickel, satin nickel, polished chrome, satin chrome, matt bronze

	Code	Length	Centres	Projection	Finish
K	OB902545	116mm	102mm	32mm	Polished Nickel

L

Heritage Brass



Square Cabinet Pull Handle

- Solid brass
- **Sizes:** 96mm, 128mm, 160mm
- **Finishes:** antique brass, polished brass, satin brass, satin nickel, polished nickel, satin nickel, polished chrome, matt bronze

	Code	Length	Centres	Projection	Finish
L	OB904415	159mm	96mm	32mm	Satin Brass

N

Heritage Brass



Apollo Cabinet Pull Handle

- Solid brass
- **Sizes:** 96mm, 128mm, 160mm, 203mm, 256mm
- **Finishes:** antique brass, polished brass, satin brass, polished nickel, satin nickel, polished chrome, satin chrome, satin rose gold, matt bronze, matt black

	Code	Length	Centres	Projection	Finish
N	OB905345	179mm	160mm	32mm	Matt Bronze

A Heritage Brass



City Cabinet Pull Handle

- Solid brass
- **Sizes:** 96mm, 128mm, 160mm, 192mm, 256mm
- **Finishes:** antique brass, polished brass, satin brass, polished nickel, satin nickel, polished chrome, satin chrome, satin rose gold, matt bronze, matt black

	Code	Length	Centres	Projection	Finish
A	OB903135	106mm	96mm	30mm	Satin Rose

B Heritage Brass



Durham Cabinet Pull Handle

- Solid brass
- **Sizes:** 76mm, 128mm, 152mm (available in some finishes) 160mm, 203mm
- **Finishes:** antique brass, polished brass, satin brass, polished nickel, satin nickel, polished chrome, satin chrome, satin rose gold, matt bronze, matt black

	Code	Length	Centres	Projection	Finish
B	OB903830	99mm	76mm	31mm	Polished Chrome

F Heritage Brass



Phoenix Cabinet Pull Handle

- Solid brass
- **Sizes:** 96mm, 128mm, 160mm
- **Finishes:** antique brass, polished brass, satin brass, polished nickel, satin nickel, polished chrome, satin chrome, matt bronze

	Code	Length	Centres	Projection	Finish
F	OB904300	115mm	96mm	32.5mm	Antique Brass

Heritage Brass



Metro Cabinet Pull Handle

- Solid brass
- **Sizes:** 96mm, 128mm, 160mm, 192mm, 203mm & 254mm (available in some finishes), 256mm, 320mm, 480mm
- **Width:** 10mm (20mm also available, lengths vary)
- **Finishes:** antique brass, polished brass, satin brass, polished nickel, satin nickel, polished chrome, satin chrome, satin rose gold, matt bronze, matt black

	Code	Length	Centres	Projection	Finish
C	OB902780	116mm	96mm	30mm	Satin Nickel
D	OB902855	148mm	128mm	30mm	Matt Black
E	OB902940	212mm	192mm	30mm	Satin Chrome

G Heritage Brass



Knurled Cabinet Pull Handle

- Solid brass
- **Sizes:** 96mm, 128mm, 160mm
- **Finishes:** antique brass, polished brass, satin brass, polished nickel, satin nickel, polished chrome, satin chrome (96mm only), matt bronze

	Code	Length	Centres	Projection	Finish
G	OB904560	128mm	96mm	30.5mm	Polished Nickel



HOXTON



FRELAN
HARDWARE
THE NAME OF QUALITY
ARCHITECTURAL HARDWARE





Octagonal Knob

- **Finishes:** distressed brass, matt bronze, distressed pewter

	Code	Base Ø	Knob	Projection	Finish
A	OB904785	9.5mm	30 x 32mm	29mm	Pewter



Classic Round Drop Pull

- **Finishes:** distressed brass, matt bronze, distressed pewter

	Code	Base Ø	Ring Ø	Length	Finish
B	OB904835	22mm	42mm	52mm	Brass



Classic Round Knob

- **Sizes:** 30mm, 35mm
- **Finishes:** distressed brass, matt bronze, distressed pewter

	Code	Base Ø	Knob Ø	Projection	Finish
C	OB905440	16mm	30mm	24mm	Matt Bronze



Classic Drop Pull

- **Finishes:** distressed brass, matt bronze, distressed pewter

	Code	Size	Finish
D	OB904825	63 x 18mm	Matt Bronze



Classic Oval Knob

- **Finishes:** distressed brass, matt bronze, distressed pewter

	Code	Base Ø	Knob	Projection	Finish
E	OB904805	25mm	40 x 29mm	35mm	Brass



Luca Knob

- **Finishes:** distressed brass, matt bronze, distressed pewter

	Code	Base Ø	Knob	Projection	Finish
F	OB905470	8.3mm	41 x 20mm	24mm	Distressed Brass



Vintage Round Knob

- **Finishes:** distressed brass, matt bronze, distressed pewter

	Code	Base Ø	Knob Ø	Projection	Finish
G	OB905490	18mm	35mm	29mm	Matt Bronze



Floral Ring Pull

- **Sizes:** 47mm, 55mm
- **Finishes:** distressed brass, matt bronze, distressed pewter

	Code	Diameter	Finish
H	OB904870	47mm	Matt Bronze



Floral Round Knob

- **Sizes:** 30mm, 35mm
- **Finishes:** distressed brass, matt bronze, distressed pewter

	Code	Base Ø	Knob Ø	Projection	Finish
I	OB904775	18mm	35mm	26mm	Brass



Classic Beaded Ring Pull

- **Finishes:** distressed brass, matt bronze, distressed pewter

	Code	Diameter	Finish
J	OB904845	55mm	Pewter



Beaded Round Knob

- **Finishes:** distressed brass, matt bronze, distressed pewter

	Code	Base Ø	Knob Ø	Projection	Finish
K	OB905505	18mm	35mm	29mm	Matt Bronze



Classic Swan Drawer Drop Pull

- **Finishes:** distressed brass, matt bronze, distressed pewter

	Code	Length	Centres	Width	Finish
A	OB904900	115mm	96mm	49mm	Matt Bronze



Ornate Swan Drawer Drop Pull

- **Finishes:** distressed brass, matt bronze, distressed pewter

	Code	Length	Centres	Width	Finish
B	OB904910	123mm	96mm	50mm	Distressed Brass



Ornate Cabinet Pull

- **Finishes:** antique brass, polished brass, satin brass, polished nickel, satin nickel, polished chrome, satin chrome, matt bronze

	Code	Size	Projection	Finish
C	OB901505	90 x 40mm	12mm	Polished Chrome



Cabinet Drop Pull

- **Finishes:** antique brass, polished brass, satin brass, polished nickel, satin nickel, polished chrome, satin chrome, matt bronze

	Code	Base Ø	Pull	Projection	Finish
D	OB901440	34mm	66 x 34mm	13mm	Antique Brass



Drawer Cup Pull With Faux Screws

- **Finishes:** distressed brass, matt bronze, distressed pewter

	Code	Length	Centres	Width	Finish
E	OB904930	95mm	64mm	38mm	Matt Bronze



Traditional Drawer Cup Pull

- **Finishes:** antique brass, polished brass, satin brass, polished nickel, satin nickel, polished chrome, satin chrome, satin rose gold, matt bronze, matt black

	Code	Size	Projection	Finish
F	OB902105	97 x 43mm	18mm	Rose Gold

G

Classical Collection



Mission Cabinet Pull

- **Sizes:** 160mm, 320mm
- **Finishes:** distressed brass, matt bronze, distressed pewter

	Code	Length	Centres	Width	Finish
G	OB904950	171mm	160mm	11mm	Pewter

H

Classical Collection



Octagonal Cabinet Pull

- **Finishes:** distressed brass, matt bronze, distressed pewter

	Code	Length	Centres	Width	Finish
H	OB904945	175mm	160mm	24mm	Matt Bronze

I

Classical Collection



Paxton Cabinet Pull

- **Sizes:** 160mm, 320mm
- **Finishes:** distressed brass, matt bronze, distressed pewter

	Code	Length	Centres	Width	Finish
I	OB904985	168mm	160mm	12mm	Brass

J

Classical Collection



Colonial Cabinet Pull Handle

- **Sizes:** 96mm, 152mm, 203mm, 254mm
- **Finishes:** antique brass, polished brass, satin brass, polished nickel, satin nickel, polished chrome, satin chrome, satin rose gold, matt bronze, matt black

	Code	Length	Centres	Projection	Finish
J	OB903630	121mm	96mm	38mm	Satin Chrome

K

Classical Collection



Jena Cabinet Pull

- **Sizes:** 96mm, 160mm, 320mm
- **Finishes:** distressed brass, matt bronze, distressed pewter

	Code	Length	Centres	Projection	Finish
K	OB905010	103mm	96mm	16mm	Pewter

L

Classical Collection



Henley Traditional Cabinet Pull Handle

- **Sizes:** 102mm, 152mm, 203mm
- **Finishes:** antique brass, polished brass, satin brass, polished nickel, satin nickel, polished chrome, satin chrome, matt bronze

	Code	Length	Centres	Projection	Finish
L	OB902340	222mm	203mm	41mm	Satin Brass



Square Stepped Cabinet Knob

- Solid brass
- **Finishes:** antique brass, polished brass, satin brass, polished nickel, satin nickel, polished chrome, satin chrome, satin rose gold, matt bronze, matt black

	Code	Base	Knob	Projection	Finish
A	OB901085	16mm	32mm	24mm	Rose Gold



Round Deco Cabinet Knob

- Solid brass
- **Sizes:** 32mm, 38mm
- **Finishes:** antique brass, polished brass, satin brass, polished nickel, satin nickel, polished chrome, satin chrome, satin rose gold, matt bronze, matt black

	Code	Base Ø	Knob Ø	Projection	Finish
B	OB900535	13mm	32mm	34mm	Satin Chrome



Round Stepped Cabinet Knob

- Solid brass
- **Sizes:** 32mm, 38mm
- **Finishes:** antique brass, polished brass, satin brass, polished nickel, satin nickel, polished chrome, satin chrome, satin rose gold, matt bronze, matt black

	Code	Base Ø	Knob Ø	Projection	Finish
C	OB900610	16mm	32mm	24mm	Matt Bronze



Hexagon Cabinet Knob

- Solid brass
- **Sizes:** 32mm, 38mm
- **Finishes:** antique brass, polished brass, satin brass, polished nickel, satin nickel, polished chrome, matt bronze

	Code	Base Ø	Knob	Projection	Finish
D	OB901175	9mm	38mm	30mm	Polished Chrome



Hexagon T-Bar Cabinet Knob

- Solid brass
- **Finishes:** antique brass, polished brass, satin brass, polished nickel, satin nickel, polished chrome, matt bronze

	Code	Base Ø	Knob	Projection	Finish
E	OB901345	8mm	41x13mm	35mm	Satin Brass



Bauhaus Drawer Cup Pull

- Solid brass
- **Finishes:** antique brass, polished brass, satin brass, polished nickel, satin nickel, polished chrome, satin chrome, matt bronze

	Code	Size	Projection	Finish
F	OB901840	103mm	18mm	Antique Brass



Deco Drawer Cup Pull

- Solid brass
- **Finishes:** antique brass, polished brass, satin brass, polished nickel, satin nickel, polished chrome, satin chrome, satin rose gold, matt bronze, matt black

	Code	Size	Projection	Finish
G	OB902050	104 x 46mm	33mm	Satin Nickel



Step Cabinet Pull Handle

- Solid brass
- **Sizes:** 96mm, 128mm, 160mm
- **Finishes:** antique brass, polished brass, satin brass, polished nickel, satin nickel, polished chrome, matt bronze

	Code	Length	Centres	Projection	Finish
H	OB904105	128mm	96mm	30.5mm	Polished Nickel



Contour Cabinet Pull Handle

- Solid brass
- **Sizes:** 96mm, 128mm, 160mm
- **Finishes:** antique brass, polished brass, satin brass, polished nickel, satin nickel, polished chrome, satin chrome (96mm only), matt bronze

	Code	Length	Centres	Projection	Finish
I	OB904225	134mm	96mm	30.5mm	Polished Chrome



Hexagon Profile Cabinet Pull Handle

- Solid brass
- **Sizes:** 96mm, 128mm, 160mm
- **Finishes:** antique brass, polished brass, satin brass, polished nickel, satin nickel, polished chrome, matt bronze

	Code	Length	Centres	Projection	Finish
J	OB904655	128mm	96mm	34mm	Matt Bronze



Hex Profile Cabinet Pull Handle

- Solid brass
- **Sizes:** 102mm, 152mm, 203mm, 254mm
- **Finishes:** antique brass, polished brass, satin brass, polished nickel, satin nickel, polished chrome, satin chrome, matt bronze

	Code	Length	Centres	Projection	Finish
K	OB902400	116mm	102mm	34mm	Polished Brass



STANZA

ARCHITECTURAL HARDWARE

Our STANZA range is designed to be both elegant and modern with the affordability to suit both consumer and contractor.

For further information on this range visit our website or call one of our friendly sales team.

Popular with homeowners, architects and house builders throughout the UK, our Stanza ZPZ range consists of 17 classic and contemporary designer levers built on a zinc die-cast inner rose with a 50mm diameter screw on rose cover. The addition of four new amazing finishes: Oscura Matt Black, Favosatin Brass, Tuscan Rose Gold and Etna Bronze; and a new square rose option, now allows the customisation for a wide variety of modern interior design projects.

STANZA is a brand of Zoo Hardware **ZOO**

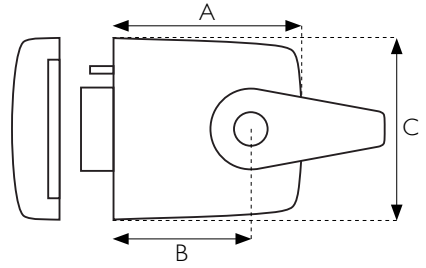
How To Measure A Rim Night Latch

A The Case Depth

B The Backset

The distance from the front edge of the lock to the centre of the handle pivot inside, or keyhole outside. There are 2 common backset measurements - 60mm & 40mm

C The Case Height



How To Measure A Mortice Lock

A The Case Depth

Commonly referred to as the 'lock or case size', the most common sizes are 64mm & 76mm

B The Backset

The distance from the centre of the keyhole, to the leading edge of the lock. The most common sizes are 44mm (64mm lock case) & 56mm (76mm lock case)

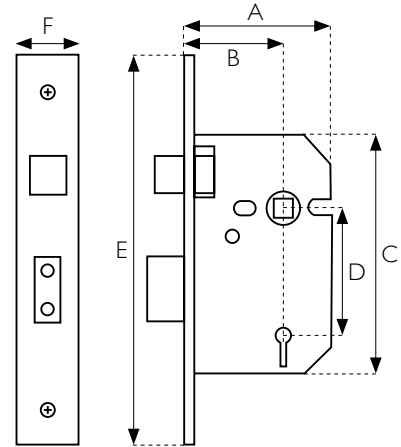
C The Case Height

D The Centres

The distance between the centre of the follower (the square hole the spindle passes through for your handles) & the centre of the rounded part of the keyhole

E The Forend Length

F The Forend Width



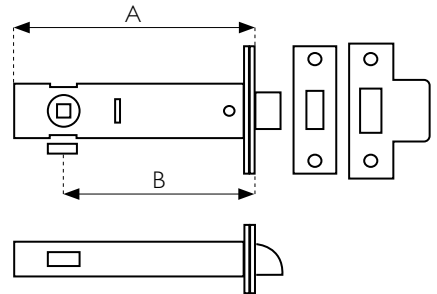
How To Measure A Latch

A The Latch Depth

Commonly referred to as the 'lock or case size', the overall size of the latch from front to back

B The Backset

Whilst there is no keyhole you still need to consider the backset of the follower for the handles or knobs you have on the door. To avoid chafing or having to drill new holes in your door, make sure you measure accurately the distance from the front face of the latch, to the centre of the square hole for the spindle



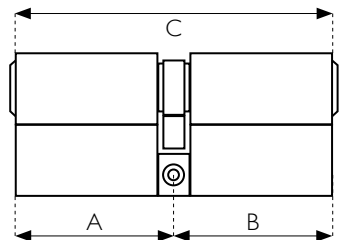
How To Measure A Euro Cylinder

A External Size to Centre

B Internal Size to Centre

C Overall Length

As a final check, measure from the outside edge to the inside edge (including all furniture) to find dimension C called the overall length





ERA Night Latches

- Available with a 40mm or 60mm backset
- Complies with British Standard BS3621
- Complete with 3 keys
- **Finishes:** polished brass, polished chrome, satin chrome, satin nickel, black

	Code	Backset	Finish
A	LN010740	1930-37 60mm	Polished Chrome



Yale Standard Rim Night Latches

- Available with a 40mm or 60mm backset
- Snib to deadlock or hold back the latch
- Supplied with 1 109 rim cylinder
- Supplied with 2 keys
- **Finishes:** dark metallic grey/polished brass, dark metallic grey/satin chrome

	Code	Backset	Finish
C	LC010380	40mm	Dark Metallic Grey/Polished Brass



Yale Rollerbolt Night Latches

- Night latch with rollerbolt for push/pull action
- Key operation from outside
- Turn handle operation from inside
- Supplied with 1 109 rim cylinder
- Supplied with 2 keys
- **Finishes:** dark metallic grey/polished brass, dark metallic grey/satin chrome

	Code	Backset	Finish
D	LC010500	60mm	Dark Metallic Grey/Polished Brass



Yale Night Latches

- Available with a 40mm or 60mm backset
- Complies with British Standard BS3621
- 20mm Anti-saw bolt for increased strength
- Supplied with high security TS007 1* 6 pin rim cylinder
- Anti-drill, anti-pick, anti-bump
- Internal lockable handle
- Automatic deadlocking
- Snib to hold back the latch
- Supplied with 2 keys
- **Finishes:** polished brass, polished chrome

	Code	Backset	Finish
B	LC010655	PBS2 40mm	Polished Brass



Yale Deadlocking Rim Night Latches

- Available with a 40mm or 60mm backset
- Inside handle can be deadlocked by a reverse turn of the key in the outside cylinder after closing the door
- Snib to deadlock or hold back the latch, making the lock inoperable by key or handle
- Supplied with 1 109 rim cylinder
- Supplied with 2 keys
- **Finishes:** polished brass, polished chrome, dark metallic grey/polished brass, dark metallic grey/satin chrome

	Code	Backset	Finish
E	LC010340	60mm	Dark Metallic Grey/Polished Brass



Yale Traditional Rim Night Latches

- Snib to deadlock or hold back the latch
- Supplied with 1 I109 rim cylinder and 2 keys
- **Finishes:** polished brass, polished chrome, electro nickel brass/polished brass, electro nickel brass/satin chrome

	Code	Backset	Finish
F	LC010450	60mm	Polished Brass



Rim Cylinders

- 5 Pin cylinders
- Supplied with 2 keys

	Code		Finish
G	LC010470	Yale I109 Rim Cylinder	Polished Brass
	LC010475	Yale I109 Rim Cylinder	Polished Chrome
	LC010490	Yale I109 Rim Cylinder	Satin Chrome



Contract Rim Night Latches

- Contract rim cylinder night latch c/w cylinder
- A robust night latch providing a complete security solution for internal or external doors
- Slide snib function allows the latch bolt to remain retracted permitting the door to remain unlocked if required
- Comes with a 5 year mechanical guarantee
- Fire door rated

	Code		Finish
40mm Backset			
	LF050031	Narrow Rim Night Latch	Electro Brass
H	LF050043	Narrow Rim Night Latch	Polished Chrome
	LF050032	Narrow Rim Night Latch	Satin Chrome
60mm Backset			
	LF050044	Standard Rim Night Latch	Electro Brass
	LF050045	Standard Rim Night Latch	Polished Chrome
	LF011520	Standard Rim Night Latch	Satin Chrome

NEED A LOCKSMITH?

Covering the Norfolk area,
we can install, repair and
replace many locks.

We also offer a free home
security survey within 10
miles of our Norwich branch.

Operating Monday- Friday
8.30am-5.00pm

Call us on
01603 216500





Rim Locks

- Complies with BS EN 12209
- Comes with a 5 year mechanical guarantee

	Code		Size	Finish
	LF050050	Rim Latch	102 x 76mm	Black
	LF010057	Rim Latch	102 x 76mm	Polished Brass
A	LF011040	Rim Latch	102 x 76mm	Polished Chrome
	LF011050	Rim Latch	102 x 76mm	Satin Chrome
	LF011075	Rim Dead	102 x 76mm	Black
B	LF011065	Rim Dead	102 x 76mm	Polished Brass
	LF011060	Rim Dead	102 x 76mm	Polished Chrome
	LF011070	Rim Dead	102 x 76mm	Satin Chrome
C	LF050049	Rim Lock	140 x 76mm	Black
	LF050052	Rim Lock	140 x 76mm	Polished Brass
	LF011000	Rim Lock	140 x 76mm	Polished Chrome
	LF011010	Rim Lock	140 x 76mm	Satin Chrome
	LF050046	Rim Lock	152 x 102mm	Black
	LF015025	Rim Lock	152 x 102mm	Polished Brass
	LF011020	Rim Lock	152 x 102mm	Polished Chrome
D	LF011030	Rim Lock	152 x 102mm	Satin Chrome



Davenport Rim Locks

- Forged from solid brass
- Reversible
- Keep size: 116mm x 29mm x 27mm
- Spindle centre: 125mm
- Lock centre: 47mm

	Code	Size	Finish
E	TT003680	168 x 123 x 25mm	Brass
F	TT001700	168 x 123 x 25mm	Iron



Rim Locks

- Forged from solid brass
- This product is handed and therefore care needs to be taken when choosing the correct hand. If your door is inward opening and hinged on the right then a right hand rim lock is required.
- **Sizes:** Small: 140mm x 86mm x 25mm
Large: 180mm x 112mm x 26mm

	Code	Size	Finish
G	TT000310	Right Hand Small	Brass
H	TT001715	Left hand Large	Iron



Rim Locks

- For timber doors up to 50mm thick
- Supplied with 2 steel nickel plated keys

	Code		Size	Finish
I	LB020140	I 209 Rim Latch	100mm	Black
J	LB020130	I 116 Dead Lock	100mm	Black
K	LB020090	I 139 Dead Lock LH	100mm	Black
	LB020110	I 139 Dead Lock RH	100mm	Black
L	LB020070	I 139 Dead Lock LH	150mm	Black
	LB020080	I 139 Dead Lock RH	150mm	Black
M	LB020010	I 448 Rim Lock	139mm	Black
N	LB020060	I 445 Rim Lock	150mm	Black
O	LB020040	I 439 Rim Lock LH	154mm	Black
	LB020050	I 439 Rim Lock RH	154mm	Black



Union 5 Lever Mortice Locks


- Complies with British Standard BS3621
- Available with 45mm or 57.5mm backset
- Extended 20mm deadbolt for secure positive deadlocking & additional resistance against attack
- Pierced to accept bolt through furniture
- Anti-pick & anti-saw security features
- Brass deadbolt with hardened steel rollers
- Reversible brass latch bolt
- Keying groups - supplied to differ or keyed alike
- 2234E may be keyed alike with 2134E
- Supplied with 3 steel nickel plated keys

Union Strongbolt 5 Lever Mortice Locks

- Complies with British Standard BS3621
- Drill, pick & force resistant
- 20mm Bolt throw
- Supplied with 2 keys

Code	Size	Finish
Sash Locks		
LB011280	2234E	67mm Polished Brass
LB011250	2234E	67mm Satin Chrome
LB011260	2234E	80mm Polished Brass
A LB011270	2234E	80mm Satin Chrome
Sash Lock Rebate Set		
LB012110	2964	13mm Polished Brass
LB012120	2964	13mm Satin Chrome
Dead Locks		
B LB011290	2134E	67mm Polished Brass
LB011300	2134E	67mm Satin Chrome
LB011310	2134E	80mm Polished Brass
LB011320	2134E	80mm Satin Chrome
Dead Lock Rebate Set		
LB012090	2954	13mm Polished Brass
LB012100	2954	13mm Satin Chrome

Code	Size	Finish
Sash Locks		
C LB016080	2200s Sash Lock	68mm Stainless Steel
LB016090	2200s Sash Lock	68mm Polished Brass
LB016093	2200s Sash Lock	81mm Stainless Steel
LB016095	2200s Sash Lock	81mm Polished Brass
Sash Lock Rebate Set		
LB016440	2200REB 2200s	13mm Stainless Steel
LB016430	2200REB 2200s	13mm Polished Brass
Dead Locks		
LB016120	2100s Dead Lock	68mm Stainless Steel
D LB016130	2100s Dead Lock	68mm Polished Brass
LB016140	2100s Dead Lock	81mm Stainless Steel
LB016150	2100s Dead Lock	81mm Polished Brass
Dead Lock Rebate Set		
LB016380	2200REB 2100s	13mm Stainless Steel
LB016400	2200REB 2100s	13mm Polished Brass



'Chubb' Mortice Locks

- Complies with British Standard BS3621
- Sash lock or dead lock
- Force resistant, anti-drill, anti-pick & anti-saw
- 20mm Bolt throw
- Dead lock supplied with one plain escutcheon & one escutcheon with a cover plate
- Brass deadbolt with hardened steel rollers
- Supplied with 2 keys
- **Sizes:** 67mm, 80mm
- **Finishes:** polished brass, satin chrome

	Code		Size	Finish
E	LD010970	3K74E Sash Lock	67mm	Satin Chrome
F	LD010890	3G114E Dead Lock	67mm	Polished Brass



'Chubb' 5 Lever Mortice Locks

- Force resistant, anti-pick & anti-saw security features
- 10mm Latch bolt throw
- 50mm Backset
- 56mm Centres
- Keying groups - standard differ; to pass or masterkeyable to other detainer locks
- Standard differ supplied with 2 keys

	Code		Size	Finish
	LD010670	3R35 Mortice	80mm	Polished Brass
I	LD010680	3R35 Mortice	80mm	Satin Chrome



Retro-Fit Chubb Locks

- Complies with British Standard BS3621
- BSI Kitemarked
- Anti-saw
- 20mm Bolt throw
- Solid brass deadbolt
- Brass keys included

	Code		Size	Finish
Sash Locks				
G	LG034180	Roller Sash Lock	67mm	PVD Brass
	LG034190	Roller Sash Lock	67mm	Stainless Steel
	LG034200	Roller Sash Lock	80mm	PVD Brass
	LG034210	Roller Sash Lock	80mm	Stainless Steel
Dead Locks				
	LG034220	Dead Lock	67mm	PVD Brass
	LG034230	Dead Lock	67mm	Stainless Steel
	LG034240	Dead Lock	80mm	PVD Brass
H	LG034250	Dead Lock	80mm	Stainless Steel



Rebate Set to Suit Replacement Chubb Locks

- Rebate for roller sash or dead lock
- **Finishes:** PVD brass, stainless steel

	Code		Size	Finish
J	LG034280	Rebate For Roller Sash Lock		Stainless Steel
K	LG034290	Rebate For Dead Lock		PVD Brass




Why fit HOPPE quality?

HOPPE has been pursuing a brand-name strategy that reflects its quality assured products since 1952. Our 'handle of excellence' is our quality promise to our customers who benefit from:

- ✓ Fit and forget
- ✓ More satisfied customers
- ✓ Positive reviews and recommendations
- ✓ Reassurance of fitting quality, safe and secure products

Because quality always speaks for itself.



Legge 5 Lever Mortice Locks

- Complies with British Standard BS3621
- 5 Close gated levers with anti-pick device
- Sash lock or dead lock
- Anti-pick keyhole protection
- Brass deadbolt with 2 hardened steel inserts
- Reversible latchbolt
- Rebate set available
- **Sizes:** 64mm, 76mm
- **Finishes:** polished brass, stainless steel

Code		Size	Finish
A	LI013396 Sash Lock BVB 642	64mm	Polished Brass
B	LI011050 Dead Lock BVB 641	64mm	Polished Brass



'Chubb' 5 Lever Dead Lock

- Solid brass deadbolt with hardened steel pins
- Retro-fit replacement lock
- Hardened steel anti-drill plates on each side
- Supplied with escutcheons, fixings and 2 x brass keys
- **Finishes:** stainless steel, polished brass

Code		Size	Finish
C	OB909155 AZCRD73	73mm	Stainless Steel



Union 3 Lever Sliding Mortice Door Locks

- 57mm Backset


Code		Size	Finish	
Sliding Door Latch				
LB010560	2426 w/5mm follower	75mm	Polished Brass	
LB010570	2426 w/5mm follower	75mm	Satin Chrome	
Sliding Dead Lock				
LB010160	2477 Dead Lock	75mm	Polished Brass	
D	LB010170	2477 Dead Lock	75mm	Satin Chrome



Union 3 Lever Locks

- Sash lock or dead lock
- 44mm/57mm Backset
- 100 Numbered differ keys
- Rebate sets available (sash lock 2979/dead lock 2969)
- **Sizes:** 65mm, 75mm
- **Finishes:** polished brass, satin chrome

Code		Size	Finish
E	LB010040 2277 Sash Lock	65mm	Satin Chrome
F	LB010120 2177 Dead Lock	65mm	Polished Brass



Union Euro Cylinder Mortice Sash Locks

Code	Size	Finish
LB030420	L2249	63mm Polished Brass
LB030180	L2249	63mm Satin Chrome
LB030540	L2249	75mm Polished Brass
A LB030190	L2249	75mm Satin Chrome



Union Euro Cylinder Mortice Dead Locks

Code	Size	Finish
LB030295	L2149	63mm Polished Brass
LB030300	L2149	63mm Satin Chrome
LB030305	L2149	75mm Polished Brass
B LB030310	L2149	75mm Satin Chrome



Euro Profile Sash Lock Cases

- The Latchbolt has the Easi-T reverse function to save undoing the case so it can be reversed in seconds
- Certified to BS EN 12209
- Comes with a 10 year mechanical guarantee
- CE / UKCA Marked and Certifire tested
- Suitable for use in all domestic, industrial and commercial environments

Code	Size	Finish
C LF016025	Sash Lock 64mm	Satin Stainless Steel
LF016030	Sash Lock 64mm	PVD Brass
LF013055	Sash Lock 76mm	Satin Stainless Steel
LF016020	Sash Lock 76mm	PVD Brass



Euro Profile Dead Lock Cases

- Euro profile dead lock in 64mm or 76mm
- Certified to BS EN 12209
- Comes with a 10 year mechanical guarantee
- CE / UKCA Marked and Certifire tested
- Suitable for use in all domestic, industrial and commercial environments

Code	Size	Finish
D LF011080	Dead Lock 64mm	Satin Stainless Steel
LF010510	Dead Lock 64mm	PVD Brass
LF010500	Dead Lock 76mm	Satin Stainless Steel
LF010520	Dead Lock 76mm	PVD Brass



Union Oval Cylinder Mortice Lock Cases

- Reversible latch bolt
- 44mm/57mm Backset
- **Sizes:** 63mm, 75mm
- **Finishes:** satin chrome, polished brass

	Code		Size	Finish
Sash Locks				
E	LB030040	L2241 Oval	63mm	Satin Chrome
	LB030060	L2241 Oval	75mm	Satin Chrome
Dead Locks				
	LB030090	L2141 Oval	63mm	Polished Brass
	LB030110	L2141 Oval	75mm	Polished Brass



X Tension Dual Profile Sash Lock Case

- Single throw hardened steel 13mm deadbolt
- Deadbolt can be operated from one side or both
- Unique X-Tension feature allows the spring tension to be adjusted to suit the weight of lever furniture and to eliminate lever 'droop'
- Quick reversible latch
- Can be used with euro or oval profile cylinders
- 57mm backset and 57mm centre in line with guidance of BS 8300
- 10 Year guarantee

	Code		Size	Finish
F	LI010600	5220	73mm	Stainless Steel



DIN Standard Locks

- 20mm Single throw bolt
- 60mm Backset & 72mm centres
- Reversible latch bolt
- British Standard BS EN 12209
- Radius faceplate option also available
- Intumescent to suit - LZ031010

	Code		Forend	Finish
G	LA160010	Dead Lock Case	Square	Stainless Steel
H	LA160020	Sash Lock Case	Square	Stainless Steel
	LA160030	Escape Lock Case	Square	Stainless Steel
I	LA160040	Euro Night Latch Case	Square	Stainless Steel
J	LA160050	Bathroom Lock Case	Square	Stainless Steel
	LA160060	Latch Case	Square	Stainless Steel



Union Bathroom Locks

- Suit 5mm turn
- Reversible latch

Code	Size	Finish
LB010450	2294	63mm Polished Chrome
LB010440	2294	63mm Polished Brass
A LB010470	2294	75mm Polished Chrome
LB010460	2294	75mm Polished Brass



Bathroom Locks

- Suit 5mm turn
- Reversible latch
- CE / UKCA Marked

Code	Size	Finish
LF010440	BAE 5025	64mm Electro Brass
B LF010430	BAE 5025	64mm Polished Nickel
LF010460	BAE 5030	76mm Electro Brass
LF010450	BAE 5030	76mm Polished Nickel



Horizontal Latch Cases & 3 Lever Locks

- 3 Lever lock, latch or bathroom options
- Rebate kits available
- **Sizes:** 127mm, 152mm
- **Finishes:** stainless steel, PVD brass

Code	Size	Finish
C LG031005	Latch	127mm Stainless Steel
D LG060042	Bathroom	127mm Stainless Steel



Deadbolts - 5mm Follower

- Tubular dead bolt with 5mm follower
- 8mm Follower also available
- Commonly used as a bathroom deadbolt using a separate turn and release
- Certified to BS EN 12209
- Comes with a 10 year mechanical guarantee
- CE / UKCA Marked and Certifire tested
- Suitable for use in all domestic, industrial and commercial environments

Code	Size	Finish
LF010093	64mm Deadbolt	Stainless Steel/Electro Brass
LF010095	76mm Deadbolt	Stainless Steel/Electro Brass
LF010100	102mm Deadbolt	Stainless Steel/Electro Brass
E LF010589	127mm Deadbolt	Stainless Steel/Electro Brass



Radar Lock

- Also known as national key scheme lock
- Suitable for use on accessible toilets
- DDA compliant
- Hinged on right hand or left hand looking from the inside
- National key scheme radar padlock

Code		Finish
F	OP010080 Radar Lock Set Left Hand	Silver
	OP010070 Radar Lock Set Right Hand	Silver
	OP010150 Radar Padlock	
	OP010050 Key For Radar Locks	



Lift to Lock Set

- Lift the handle inside to lock the door & press it down to unlock, no need for separate turn
- Perfect for people with limited grip
- Lift to lock bathroom set includes signage

	Code		Finish
G	LG032800	Lift To Lock Bathroom Mortice	Stainless Steel
H	OC243700	Lift To Lock Lever Set	Stainless Steel



Fire Brigade Locks

- These locks are operated by FB keys which are carried by the London Fire Brigade
- For use on doors & cupboards where emergency access may be required
- Keys sold separately

	Code	
I	LA020010	FB1 Fire Brigade Mortice Lock
	LA020140	FB1 Key For FB1 Lock
	LA020020	FB2 Fire Brigade Mortice Lock
	LA020150	FB2 Key For FB2 Lock
J	LA020210	LFB Padlock
	LA020220	LFB Padlock Key
	LA020280	FB1 4 Lever Fire Brigade Padlock
	LA020230	FB1 Padlock Key
	LA020240	LFB14 Padlock
	LA020250	LFB14 Padlock Key
	LA020200	FBR Mortice To Rim Conversion Kit
	LA020260	Complete Key Set For Fire Brigade Locks

A



Adjustable Roller Catch

- Heavy duty

	Code	Size	Finish
A	LZ000020	76mm	PVD Brass
	LZ000040	76mm	Polished Nickel
	LZ000010	76mm	Stainless Steel
	LZ000030	76mm	Polished Stainless Steel

B



Double Ball Catch

- Suitable for use on wardrobes, cupboards and lightweight internal doors
- Fully adjustable according to the pressure required
- **Sizes:** 43 x 8mm, 50 x 9.3mm, 60 x 11.5mm, 70 x 13.5mm
- **Finishes:** satin chrome, brass

	Code	Size	Finish
B	GW075570	50 x 9.3mm	Satin Chrome

C



Nylon Magnetic Catch

- Suitable for use on wardrobes, cupboards & lightweight internal doors

	Code	Size	Finish
	GW011680	42 x 14 x 14mm (2kg pull)	White
C	GW011710	56 x 14 x 14mm (4.5kg pull)	White

D



Steel Magnetic Catch

- Suitable for use on wardrobes, cupboards & lightweight internal doors
- **Finishes:** electro brass, polished nickel, florentine bronze, black

	Code	Size	Finish
D	GW011790	46 x 15 x 14mm (6kg pull)	Electro Brass

E



Budget Locks

- Simple basic lock to use on cupboard & riser doors
- Can be used on left or right handed doors

	Code	Size	Finish
E	LA070070	92 x 25mm	Zinc Plate

Forté

	Code	Budget Lock Accessories	Finish
	LA070110	442-36 Escutcheon	Polished Brass
	LA070130	442-66 Escutcheon	Polished Chrome
	LA070140	442-96 Escutcheon	Zinc Plate
	LA070050	441-66 Hinged Escutcheon	Polished Chrome
	LN010210	452-96 Ferrule Escutcheon	Silver
	LA070060	450-96 Angle Strike Plate	Zinc Plate
	LA070120	451-96 Flat Strike Plate	Zinc Plate
	LA070090	501-96 114mm T Key	Zinc Plate

F



Magnetic Pressure Catch

- Screw fix

	Code	Size	Finish
F	GH010012	40 x 40mm	Black

H

CARLISLE BRASS



Bolt Through Tubular Latch

- Available in 64mm or 76mm
- CE Marked and fire door rated
- Comes with a 5 year mechanical guarantee
- **Finishes:** brass, polished nickel

	Code	Size	Finish
H	LF010411	BTL2 64mm	Polished Nickel

J

Forté



Auto Touch Latch

- Ideal for loft hatches

	Code	Finish
J	GA060700	Zinc Plate

G



Legge®

Legge Mortice Latch

	Code	Size	Finish
G	LI010270	3721 64mm	Polished Nickel
	LI010260	3721 64mm	Polished Brass
	LI010530	3722 79mm	Polished Nickel
	LI010520	3722 79mm	Polished Brass
	LI010490	3724 95mm	Polished Nickel
	LI010480	3724 95mm	Polished Brass

I

CARLISLE BRASS



Heavy Duty Mortice Latch

	Code	Size	Finish
	LF010045	64mm	Electro Brass/Stainless Steel
I	LF010050	75mm	Electro Brass/Stainless Steel
	LF010060	100mm	Electro Brass/Stainless Steel
	LF010070	125mm	Electro Brass/Stainless Steel

K

CARLISLE BRASS



Flat Latch

- BS EN 12209 : 2003 Grade 2
- Solid brass latchbolt
- Short travel latch function
- Grip tight spring follower
- Includes plastic back box

	Code	Size	Finish
K	LF010580	75mm	Electro Brass
	LF010600	75mm	Stainless Steel
	LF010505	63mm	Stainless Steel

A



Replacement Lever Handle Complete With Cam Plug

	Code		Finish
	LU050250	Lever Handle Right Handed	Silver
A	LU050260	Lever Handle Left Handed	Silver

B



Narrow Hook Bolt Lock 17mm Euro Profile

- Available with a 25 or 30mm backset
- Flat or radius face plate sold separately

	Code	
B	LU050010	25mm Backset

C



Narrow Bar Bolt Dead Lock For Use With Mortice Cylinder

- Available with a 24.6 or 28.6mm backset
- Flat or radius face plate sold separately

	Code	
C	LU050050	24.6mm Backset

D



Mortice Cylinder Hook Bolt Dead Lock

- Available with a 24.6 or 28.6mm backset
- Flat or radius face plate sold separately

	Code	
D	LU050090	24.6mm Backset

E



Mortice Cylinder Dead Latch

- Available with a 24.6 or 28.6mm backset
- This product is handed, please specify left or right
- Flat or radius face plate sold separately

	Code	
E	LU050130	28.6mm Backset Right Hand

F



Euro Profile Cylinder Dead Latch

- Available with a 25 or 30mm backset
- This product is handed, please specify left or right
- Flat or radius face plate sold separately

	Code	
F	LU050190	25mm Backset Right Hand



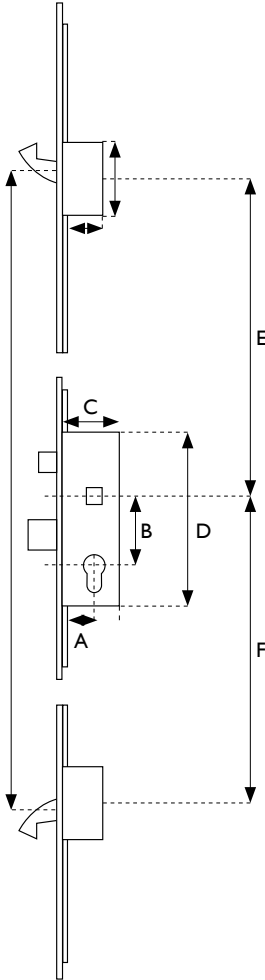
www.acleigh.co.uk/code-locks



We stock an extensive range of digital locks



Measuring A Multi Point Lock



- To identify your multi point take measurements A - F
- Measurement A is the backset
- Measurement B are the centres
- Measurement C is the case width
- Measurement D is the case height
- Measurements E and F are the distance between the locking point boxes
- Is there a brand name or markings on the face plate?
- One piece or three piece lock construction?

A



Multi Point Door Locks

- Face plate 16mm or 20mm
- 92mm Centres
- Can be cropped to replace the majority of multi point locks in the UK market
- Specific locks & keeps are designed to suit UPVC, wood or composite door profiles
- Non handed, reversible latch
- Keeps that suit any profile are also sold separately

Code		Backset
16mm Face Plate		
LU040020	2 Hook, 2 Roller, Lift Lever	28mm
LU040030	2 Hook, 2 Roller, Lift Lever	30mm
LU040032	2 Hook, 2 Roller, Lift Lever	40mm
OB909160	2 Hook, 2 Roller, Lift Lever	55mm
A LU040040	2 Hook, 2 Roller, Split Follower	35mm
LU040045	2 Hook, 2 Roller, Split Follower	45mm
20mm Face Plate		
LU040042	2 Hook, Split Spindle	35mm
LU040047	2 Hook, Split Spindle	45mm
LU040049	2 Hook, Split Spindle	55mm



Gear Boxes

- Almost all ERA multipoints can be interchanged with a deadbolt, hookbolt or Vectis gearbox. Also known as Fab & Fix, Spartan, Westward and Duraflex, Sapa or Saraceni
- Case height: 221mm
- Case width: backset + 18mm
- Backset: 30mm, 35mm or 45mm
- Spindle: 8mm

	Code		Backset
B	LN012055	Centre Gearbox Only S/Spin	35mm
	LN012050	Centre Gearbox Only S/Spin	45mm



Gear Boxes

- Gearbox to suit old style GU locks
- Case height: 208mm
- Case width: backset + 18mm
- Backset: 30mm or 35mm
- Spindle: single 8mm

	Code	Centres	Backset
C	LU011565	92mm	30mm
	LU011560	92mm	35mm



Gear Boxes

- Replacement for the gearboxes found on Lockmaster, Goldline and Mila Master multi point locks
- Available with a 35mm backset or 45mm backset, features a latch and deadbolt, and is unsprung
- Case height: 228mm
- Case width: backset + 16mm
- Spindle: double 8mm

	Code	Centres	Backset
D	OM020500	62mm / 92mm	35mm
	OM020535	62mm / 92mm	45mm



Gear Boxes - Overnight Lock

- Secures properties overnight while the replacement multi point lock is acquired
- Faceplate: 292 x 16mm
- Case height: 194mm
- Case width: backset + 15mm
- Backset: 25mm, 30mm, 35mm, 45mm
- Spindle: single 8mm

	Code	Centres	Backset
E	LU001250	92mm	35mm
	LU001260	92mm	45mm



Gear Boxes - Overnight Lock

- Secures properties overnight while the replacement multi point lock is acquired
- Faceplate: 338 x 16mm
- Case height: 185mm
- Case width: backset + 15mm
- Backset: 35mm or 45mm
- Spindle: single or split 8mm

	Code	Centres	Backset
F	LO010500	92mm	35mm
	LO010510	92mm	45mm

ULTION

Home
Defence
System

When the Ultion lock detects an attack, it goes into

Lock Down Mode

A hidden attack lock secures the mechanism.

Double


Anti-Snap protection

The intruder needs to snap Ultion twice before he sees the core.

2

Attack locks

Lock still works from inside after an attack.



11

Pins

Twice as many as normal locks.

8

Drill Defences

6 hardened steel rods and 2 plates in both ends.

25%

Denser than iron

The molybdenum core that houses the attack pins.



Protects for longer

The close keyway wipes debris off the key to stop jamming and lockouts.

3

Stars

The highest TS007 test rating.

1

Sold Secure Diamond

The standard most 3 star locks can't achieve.



294,970

Combinations

Produced from the 11 pins.

0

Magnets

Magnetised keys carry metal filings from other keys and coins into the lock.



The only tool that opens
an **Ultion** locked door

A



Euro Profile Double Cylinder

- TS007 3 Star Security
- Sold Secure Diamond
- 11 Pin cylinder
- Can be ordered keyed alike
- Forced entry activates 'lock down mode'
- **Finishes:** standard dual finish. Polished brass or polished chrome also available to order

	Code	Size	Size	Finish
	CMI40020	30/30	60mm	Silver/Brass
	CMI40030	30/40	70mm	Silver/Brass
	CMI40040	35/35	70mm	Silver/Brass
	CMI40050	35/40	75mm	Silver/Brass
A	CMI40060	35/45	80mm	Silver/Brass
	CMI40070	35/50	85mm	Silver/Brass
	CMI40080	35/55	90mm	Silver/Brass
	CMI40090	40/40	80mm	Silver/Brass
	CMI40100	40/45	85mm	Silver/Brass
	CMI40110	40/50	90mm	Silver/Brass
	CMI40120	40/55	95mm	Silver/Brass
	CMI40130	40/60	100mm	Silver/Brass
	CMI40140	45/45	90mm	Silver/Brass
	CMI40150	45/50	95mm	Silver/Brass
	CMI40160	45/55	100mm	Silver/Brass
	CMI40170	50/50	100mm	Silver/Brass

B



Euro Profile Cylinder & Turn

- TS007 3 Star Security
- Sold Secure Diamond
- 11 Pin cylinder
- Can be ordered keyed alike
- Forced entry activates 'lock down mode'
- **Finishes:** standard dual finish. Polished brass or polished chrome also available to order

	Code	Size	Size	Finish
	CMI40300	30/30	60mm	Silver/Brass
	CMI40310	30/40	70mm	Silver/Brass
B	CMI40320	35/35	70mm	Silver/Brass
	CMI40330	35/40	75mm	Silver/Brass
	CMI40340	35/45	80mm	Silver/Brass
	CMI40350	35/50	85mm	Silver/Brass
	CMI40360	35/55	90mm	Silver/Brass
	CMI40370	40/40	80mm	Silver/Brass
	CMI40380	40/45	85mm	Silver/Brass
	CMI40390	40/50	90mm	Silver/Brass
	CMI40400	40/55	95mm	Silver/Brass
	CMI40410	40/60	100mm	Silver/Brass
	CMI40420	45/45	90mm	Silver/Brass
	CMI40430	45/50	95mm	Silver/Brass
	CMI40440	45/55	100mm	Silver/Brass
	CMI40450	50/50	100mm	Silver/Brass



Forté

Euro Cylinders

- Single cylinder, cylinder and turn or double cylinder
- 5 Pin cylinder
- Supplied with 3 keys
- Available keyed alike
- **Sizes:** 40mm, 45mm, 50mm, 60mm, 70mm, 75mm, 80mm, 85mm, 90mm, 95mm, 100mm
- **Finishes:** satin chrome, some sizes available in polished brass

	Code		Size	Finish
A	CD060340	Single Cylinder	45mm	Satin Chrome
B	CD060540	Cylinder & Turn 35/35	70mm	Satin Chrome
C	CD060400	Double Cylinder 35/40	75mm	Satin Chrome



Forté

Oval Cylinders

- Single cylinder, cylinder and turn, double cylinder or threaded screw in cylinder
- 5 Pin cylinders
- Supplied with 3 keys
- Available keyed alike
- **Sizes:** 45mm, 50mm, 60mm, 70mm, 80mm, 90mm
- **Finishes:** satin chrome, some sizes available in polished brass

	Code		Size	Finish
D	CD080080	Single Cylinder	45mm	Satin Chrome
E	CD080120	Cylinder & Turn 35/35	70mm	Satin Chrome
F	CD080100	Double Cylinder 35/35	70mm	Satin Chrome



Forté

Cupboard Locks

- 1 Lever available in: 38mm, 50mm, 64mm, 75mm
- 4 Lever available in: 64mm, 75mm
- 1 Lever supplied with 1 key, 4 lever supplied with 2 keys

	Code		Size	Finish
G	LA031050	1 Lever, 1 Key	75mm	Satin Brass



Forté

Cam Locks

- Supplied with 2 keys
- Keyed to differ available
- Snap fix available in 20mm
- **Sizes:** 16mm, 20mm, 22mm, 27mm, 32mm

	Code		Size	Finish
H	LA041145	Keyed Alike	16mm	Polished Chrome



HENDERSON

Cone & Cables Set

- For all Henderson canopy garage doors manufactured before 1992 (except double Merlin doors). Pre 1992 doors will have a metal handle on the outside with a keyhole in the centre

Code	
I	DE012450 Henderson Cone & Cable Set 032016



HENDERSON

Cone & Cables Set

- For all Henderson canopy garage doors manufactured after 1992 - identified with a stud/nut on the end of the cable

Code	
J	DE012840 Henderson Cone & Cable Set 032000



Forté

Garage Door Locks

- Supplied with 2 keys

Code	
K	GG010110 40093 Universal T Garage Handle Square
	GG010120 40049 Universal T Garage Handle Diamond



PERRY

Garage Door Holder

- Locks into place automatically, released by pulling cord
- 1010-Fits to the underside of the lintel on double garage doors
- 1011-Fits to the side of the lintel on double garage doors
- 1012-Fits to the underside of the lintel on single garage door or other outbuilding doors

	Code	Size	Finish
L	GB042360 1010	610mm	Black
	GB041880 1011	610mm	Black
	GB041890 1012	381mm	Black



Locker Lock

- Deadbolt locker lock
- Suitable for Westland, Catnic and Garador doors with the old vertical lever push handle
- Available as either key to differ or keyed alike
- The lock is fitted behind the backplate with only the nozzle face showing
- Backplate: 68 x 43mm
- Screw centres: 58mm
- Supplied with 2 keys

	Code	Finish
M	LA001050	Zinc Plated



Asec

Fold Down Parking Post

- Incorporates an easy lift and fold down mechanism, and has no need for an additional padlock thanks to its integral lock system
- Painted yellow for high visibility
- Ground clearance 100mm
- Extends to 620mm
- Integral radial pin tumbler lock
- 3mm Gauge steel
- Easy lift and fold down mechanism

	Code	Finish
N	GA230060	Yellow

A



65 Brass Padlocks

- Solid lock body made from brass
- Hardened steel shackle with NANO PROTECT™ plating for extreme corrosion resistance
- Keyed alike or keyed to differ
- Wide range of sizes available

	Code		Body Size
A	SC102100	65/60 To Differ	60mm

B



Monobloc S Container Style Padlock

- Solid lock body made from brass with steel jacket
- Special hardened steel shackle
- Drill and pull resistance
- Precision pin cylinder with two keys

	Code		∅	Body Size
B	SC180060	92/65	12mm	65mm
	SC103310	92/80C	12mm	80mm

C



Disc

- Stainless steel lock body
- Hardened steel shackle
- 5 Pin tumbler mechanism

	Code		∅	Body Size
C	SC030490	DCL1	9.5mm	70 x 27mm

D



Old English Galvanised Padlock

- Steel shackle
- 4 Lever
- Reliable in all outdoor or marine environments

	Code		∅	Body Size
	SC030260	220	7mm	38mm
D	SC030300	440	8mm	51mm
	SC030760	660	10mm	64mm

E



Old English 555 Padlock

- Suitable for extreme marine environments including sand and saltwater submersion
- 480+ Hours salt spray tested
- Rustproof
- Stainless steel lock body
- 4 Lever lock mechanism
- 100 Key differs
- Keyhole cover
- 10 Year guarantee

	Code		∅	Body Size
E	SC030015	555	8mm	51mm



**Closed Shackle
Combination Padlock**

- Hardened steel shackle
- Double locking
- Die-cast alloy body
- Push button opening
- Can be coded alike so that one code opens several locks

	Code		Ø	Body Size
	SC030025	CP40CS	6mm	40 x 22mm
	SC030030	CP50CS	8mm	50 x 26mm
F	SC030035	CP60CS	10mm	60 x 33mm



**Vulcan Combi
Closed Shackle Padlock**

- Hardened steel shackle
- Double locking
- Satin chrome die cast alloy body
- Soft feel cover

	Code		Ø	Body Size
	SC034550	40CS	6mm	40 x 22mm
G	SC034540	50CS	8mm	50 x 26mm
	SC034530	60CS	10mm	60 x 33mm



**Open Shackle
Combination Padlock**

- Hardened steel shackle
- Double locking
- Die-cast alloy body
- Push button opening
- Can be coded alike so that one code opens several locks

	Code		Ø	Body Size
H	SC030020	CP40	6mm	40 x 22mm
	SC030040	CP50	8mm	50 x 26mm
	SC030038	CP60	10mm	60 x 33mm



**Vulcan Combi
Open Shackle Padlock**

- Hardened steel shackle
- Double locking
- Satin chrome die cast alloy body
- Soft feel cover

	Code		Ø	Body Size
	SC034520	40	6mm	40 x 22mm
I	SC034510	50	8mm	50 x 26mm
	SC034500	60	10mm	60 x 33mm



**Long Shackle
Combination Padlock**

- Hardened steel shackle
- Double locking
- Die-cast alloy body
- Push button opening
- Can be coded alike so that one code opens several locks

	Code		Ø	Body Size
	SC030022	CP40/2.5	6mm	40 x 22mm
J	SC030050	CP50/2.5	8mm	50 x 26mm
	SC030032	CP60/2.5	10mm	60 x 33mm



**Vulcan Combi
Long Shackle Padlock**

- Hardened steel shackle
- Double locking
- Satin chrome die cast alloy body
- Soft feel cover

	Code		Ø	Body Size
K	SC034580	40/2.5	6mm	40 x 22mm
	SC034570	50/2.5	8mm	50 x 26mm
	SC034560	60/2.5	10mm	60 x 33mm



Heavy Duty Combination Padlocks

- Easy to use, they are fully recodable and can be coded alike so that one code opens several locks

	Code		Ø	Body Size
A	SC030005 CP40S		6mm	40 x 22mm
B	SC030029 CP50S		8mm	50 x 26mm



Heavy Duty Combination Padlocks

- Solid zinc-die cast body
- Double bolted shackle
- Shackle made from hardened steel
- Closed shackle: guard protects shackle from attack
- 158/50: Individually resettable 4-digit code
- 158/65: Individually resettable 5-digit code

	Code		Size
C	SC181070	158CS/65C Closed Shackle	65mm
D	SC100215	158/40C 3 Digit Combi Padlock	
	SC101000	158/50C 4 Digit Combi Padlock	

NEED A LOCKSMITH?

Covering the Norfolk area, we can install, repair and replace many locks. We also offer a free home security survey within 10 miles of our Norwich branch.

**Operating Monday- Friday
8.30am-5.00pm**

Call us on
01603 216500



E F G

ABLOY



Abloy Padlock

- Abloy Sentry is a patented cylinder system
- 2 Keys supplied
- EN12320 Grade 3
- Standard differ; can be master-keyed or keyed alike

	Code	Shackle	Body Size
E	LP020030	25mm	40 x 48 x 22mm
F	LP020040	50mm	40 x 48 x 22mm
G	LP020050	100mm	40 x 48 x 22mm

H



Stronghold High Security

- Solid hardened steel lock body
- Hardened boron alloy steel shackle
- Two levels of coating
- 6 Pin tumbler cylinder

	Code		Ø	Body Size
	SC030460	SS50CS CEN 4	10mm	50 x 26mm
	SC030540	SS65CS CEN 6	12.7mm	65 x 32mm
H	SC034030	SS80CS CEN 6	16mm	80 x 40mm

I J

ABLOY



Abloy Padlock

- EN12320 Grade 3
- Standard differ; can be master-keyed or keyed alike
- Available with cylinder systems: Abloy Protec, Protec II and Abloy Sentry

	Code	Shackle	Body Size
I	LP020060	25mm	52 x 57 x 25mm
J	LP020070	50mm	52 x 57 x 25mm

K



Stronghold High Security

- Solid hardened steel lock body
- Hardened boron alloy steel shackle
- Two levels of coating
- 6 Pin tumbler cylinder

	Code		Ø	Body Size
	SC030450	SS50S CEN 4	10mm	50 x 26mm
K	SC036080	SS65S CEN 6	12.7mm	65 x 32mm
	SC034010	SS80S CEN 6	16mm	80 x 40mm

L M N

ABLOY



Abloy Padlock

- EN12320 Grade 4
- Abloy Sentry Mechanism

	Code	Shackle	Body Size
L	LP020080	25mm	52 x 57 x 25mm
M	LP020090	50mm	52 x 57 x 25mm
N	LP020100	25mm Closed Shackle	52 x 57 x 25mm

We have a wide range of high quality, high security padlocks, combination padlocks & security chains

www.acleigh.co.uk/padlock

A



Master Lock

Master ProSeries® Padlocks

- Iron shroud protects shackle from bolt cutters
- ProSeries® padlocks are designed for commercial/ industrial applications
- Heavy steel body withstands physical attack
- Hardened boron alloy shackle for superior cut resistance
- Dual ball locking mechanism resists pulling and prying
- High security, rekeyable 5-pin cylinder with spool pins is virtually impossible to pick

	Code		∅	Body Size
	SC050605	6321D	8mm	54 x 19mm
	SC050480	6325D	10mm	60 x 19mm
A	SC050475	6327D	11mm	67 x 19mm

B



Master Lock

Master 21 & 25

- Commercial grade padlock features superior protection from drilling and prying
- Laminated steel body for superior strength
- Hardened boron alloy shackle for superior cut resistance
- Ball-bearing locking mechanism
- Rekeyable, 5-pin W27 cylinder helps prevent picking

	Code		∅	Body Size
B	SC050070	Master 21	8mm	44 x 24mm
	SC050080	Master 25	10mm	51 x 25mm

C



Master Lock

D



Master ProSeries® Weather Tough® Padlocks

- Ideal for harsh outdoor conditions - exclusive WeatherTough® cover protects lock from water, ice, dirt and grime
- ProSeries® padlocks are designed for commercial/ industrial applications
- Heavy steel body withstands physical attack
- Hardened boron alloy shackle for superior cut resistance
- Dual ball locking mechanism resists pulling and prying
- High security, rekeyable 5-pin cylinder with spool pins is virtually impossible to pick

	Code		∅	Body Size
	SC050330	6121	8mm	54 x 29mm
C	SC050399	6121LJ Long Shackle	8mm	54 x 64mm
	SC050420	6125	9mm	60 x 35mm
	SC050410	6125LJ Long Shackle	10mm	60 x 64mm
D	SC050460	6127	11mm	67 x 35mm
	SC050470	6127LJ Long Shackle	11mm	67 x 64mm



Security Tech Germany

PADLOCKS

A RANGE FOR EVERY APPLICATION

Brass

Popular for its corrosion resistant properties, a strong and versatile solution.



Combination

Opening without a key, suitable to protect low-medium valuables.



High Security

A high security padlock range that protects critical national infrastructure and assets of the highest value.



Titanium

A branded ABUS material that combines attractiveness, lightweightness, and strength.



abus.com



Safety Hasp & Staples

- Generally fitted to sheds & greenhouses but suitable for many other applications
- **Sizes:** 76mm, 115mm, 152mm
- **Finishes:** black, zinc plated

	Code	Size	Finish
A	GB042010	115mm	Black



Heavy Safety Hasp & Staples

- Used on garage doors & other medium weight doors

	Code	Size	Finish
B	GB110010	180mm	Black
	GB110020	180mm	Galvanised



Heavy Vertical Hasp & Staples

- Ideal for securing doors & gates on buildings

	Code	Size	Finish
C	GB110040	150mm	Black
	GB110030	150mm	Galvanised



Heavy Hasp & Staples

- Very strong lockable product is designed to secure heavy doors
- **Sizes:** 200mm, 254mm, 300mm, 350mm
- **Finishes:** black, galvanised

	Code	Size	Finish
D	GB110172	200mm	Black



Hasp & Staples - Hardened Steel Clam

- Hardened steel construction with anti-corrosion finish
- Coach bolt fixings for added security
- Concealed fixings
- Can be used on single or double doors

	Code		Size	Finish
	SC030860	No. 6H	152mm	Black
E	SC030870	No. 8	203mm	Black



Heavy Swivel Locking Bars

- Primarily designed for securing & locking double doors
- An excellent deterrent against burglars when used with a heavy duty padlock
- **Sizes:** 200mm, 254mm, 300mm, 350mm
- **Finishes:** black, galvanised

	Code	Size	Finish
F	GB110065	200mm	Black

G



Security Padbar

- High security padbar
- Easy to fit

	Code		Finish
G	SC036220	STH1 Padbar CEN 6	Black
	SC036230	STH2 Padbar CEN 4	Black

H



Combination Bolts

- 10,000 Codes

	Code		Size	Finish
H	SC036050	COMBI2 4 Wheel	120mm	Black
	SC036060	COMBI2 4 Wheel	120mm	Polished Chrome

I



Hardened Alloy Steel Security Chain

	Code		Size
I	SC036290	J3	8 x 915mm
	SC036300	J4	8 x 1200mm

J



Hardened Steel Security Chain

	Code		Size
J	SC036400	X3	8 x 900mm
	SC032530	X4	8 x 1200mm

K



Hardened Alloy Steel Security Chain

	Code		Size
	SC036310	G3	10 x 915mm
K	SC036320	G4	10 x 1200mm

L



Hardened Steel Security Chain

	Code		Size
L	SC036410	Y3	10 x 900mm
	SC032520	Y4	10 x 1200mm



CL200 Rim Deadbolt

- Light duty internal
- Tumbler alignment for easy code change
- For 35-60mm thick wooden doors
- Key override available

	Code		Finish
A	XC015030	CL200	Stainless Steel



SBL340 Rim Deadbolt

- Light duty internal
- Supplied with 20mm throw rim dead bolt
- Suitable for timber doors 35-65mm thick

	Code		Finish
B	XBI50068	SBL340	Satin Chrome



CLI155 Mortice Latch

- Light duty internal
- For 35-60mm thick wooden doors
- **Finishes:** silver, polished brass

	Code		Finish
C	XC010230	CLI155	Silver



SBL310 Easy Code Digital Lock with Knob

- Includes 60mm backset deadlocking tubular latch
- Internal & external doors

	Code		Finish
D	XBI50028	SBL310	Satin Chrome



CL255 Mortice Latch

- Light duty internal
- For 35-60mm thick wooden doors
- **Finishes:** stainless steel, polished brass (CL255 only)

	Code		Finish
E	XC010040	CL255	Stainless Steel



	Code		Finish
F	XC010045	CL255 Key Override	Stainless Steel



ED20 Easy Code Change Digital Lock

- Light duty internal
- Reversible handing
- 5 Year mechanical guarantee
- **Finishes:** satin chrome, polished brass, matt black, antique bronze, satin brass

	Code		Finish
G	HD212320	ED20	Satin Brass

H



SBL315/S Easy Code Change With Holdback

- Easy code change by rotating pin with flat screwdriver on the back of the push button unit
- Supplied with 60mm backset deadlocking tubular latch
- Suitable for timber doors 35-65mm thick

	Code	Finish
H	XBI50041 SBL315/S	Satin Chrome

I



SBL330/S Easy Code Change With Knob

- Easy code change by rotating pin with flat screwdriver on the back of the push button unit
- Supplied with 60mm backset deadlocking tubular latch
- Suitable for timber doors 35-65mm thick

	Code	Finish
I	XBI50042 SBL330/S	Satin Chrome

J



SBL330/S Easy Code Change With Lever

- Easy code change by rotating pin with flat screwdriver on the back of the push button unit with an enhanced mechanism to prevent detection of the code
- Supplied with 60mm backset deadlocking tubular latch
- Suitable for timber doors 35-65mm thick

	Code	Finish
J	XBI50039 SBL330/S	Satin Chrome

K



SBL365 Easy Code Change With Lever

- Easy code change by rotating pin with flat screwdriver on the back of the push button unit with an enhanced mechanism to prevent detection of the code
- Suitable for timber doors 35-65mm thick

	Code	Finish
K	XBI50065 SBL365	Satin Chrome

L



CL410 Mortice Latch

- Includes medium duty mortice latch
- Internal & external doors
- For 35-65mm thick doors
- **Finishes:** stainless steel, polished brass

	Code	Finish
L	XC010227 CL410	Stainless Steel

M



CL510 Mortice Latch

- Includes heavy duty mortice latch
- Internal & external doors
- For 35-65mm thick doors
- **Finishes:** stainless steel, polished brass

	Code	Finish
M	XC010210 CL510	Stainless Steel

Push Button Code Locks



BL2000 Series

- Automatic locking until the correct code is entered
- 60mm Latch suitable for internal applications
- Non-handed
- Over 8000 combinations & tested to 50,000 cycles
- Standard fixings suit doors up to 54mm
- Back to back keypads available: BL2021, BL2421, BL2521

Code		Finish
LC030010	BL2005 Rim Deadbolt	
A LC030030	BL2201 Knob External Paddle Handle Inside	
LC030040	BL2202 Knob External 28mm Ali Latch Paddle	
LC030050	BL2401 Lever Handle	
LC030060	BL2402 Lever Handle 28mm Ali Latch	
LC030080	BL2501 Hex Knob	
LC030100	BL2701 Hex Knob Paddle Handle Key Override	



BL5000 Series

- Clutched handle to prevent damage to the lock
- 60mm Latch, 8mm square drive
- PVD coated for protection, stainless steel components
- Easily reversible
- 10 Large (10 x 11mm) indented buttons
- Tested to 100,000 cycles
- Suitable for internal & sheltered external applications
- Back to back keypads available: BL5252, BL5771

Code		Finish
C LC030300	BL5201 Stubby Lever	Black
D LC030240	BL5401 Flat Lever	Satin Chrome
LC030250	BL5401 Flat Lever	Stainless Steel
LC030260	BL5408 Flat Lever For Panic Kit	Satin Chrome
LC030270	BL5408 Flat Lever For Panic Kit	Stainless Steel



919 Rim Latch

- Non handed reversible latch
- Fast code change on door
- Light commercial & residential use

Code		Finish
B XCI40016	Surface Rim Lock	Satin Chrome



Kaba Simplex Unican

- Code change without removal, code length 1-5 digits
- For doors 35-57mm thick

Code		Finish
E XB070030	7104 Mortice Latch	Satin Chrome
XCI40023	7106 Rim Latch	Satin Chrome



1000 Series

- Heavy duty vandal resistant
- Handed product specify left or right when ordering
- Available with lever or knob
- Quick combination change

Code		Finish
F LM020190	Lever R/H	Satin Chrome
G LM020150	Lever Key Bypass R/H	Satin Chrome

CL2255 Electronic Tubular Mortise Latch

- Key override as standard
- Suitable for wooden doors between 35-60mm thick
- User codes 4, 5 or 6 digits long
- Allows up to 10 one time user codes
- Up to 80,000 operations from 2 x AA batteries
- Remote release connections
- Suitable for internal and external use
- Tamper time out and low battery warning
- Codelocks Fire Kit Packs can be fitted to latch locks for 30 or 60 minute fire doors
- Tested in accordance with BS EN 1634-1
- **Finishes:** brushed steel, polished brass

H



CODELOCKS
control - convenience

	Code		Finish
H	XC010085	Knob Operated	Brushed Steel

CL4010 Electronic Tubular Mortise Latch

- Key override as standard and front cylinder change
- Suitable for wooden doors between 35-60mm thick
- User codes 4, 5 or 6 digits long
- Allows up to 10 one time user codes
- Up to 200,000 operations from 4 x AA batteries
- Remote release connections
- Suitable for internal and external use
- Lever or knob handle options available
- Tamper time out and low battery warning
- Locked and unlocked LED indicator option
- Codelocks Fire Kit Packs can be fitted to latch locks for 30 or 60 minute fire doors
- Tested in accordance with BS EN 1634-1
- **Finishes:** stainless steel, polished brass

I



CODELOCKS
control - convenience

	Code		Finish
I	XC010075	Lever Handle	Stainless Steel

CL5010 Heavy Duty

Electronic Tubular Mortise Latch

- Key override and front cylinder change
- Suitable for wooden doors between 35-60mm thick
- User codes 4, 5 or 6 digits long
- Allows up to 10 one time user codes
- Up to 200,000 operations from 4 x AA batteries
- Remote release connections
- Suitable for internal and external use
- Tamper time out and low battery warning
- Locked and unlocked LED indicator option
- Codelocks Fire Kit Packs can be fitted to latch locks for 30 or 60 minute fire doors
- Tested in accordance with BS EN 1634-1
- **Finishes:** stainless steel, polished brass

J



CODELOCKS
control - convenience

	Code		Finish
J	XC010107	Lever Handle	Stainless Steel



Multi Purpose Door Bolt

- 57mm Security door bolt
- **Finishes:** white, satin chrome, polished chrome, polished brass, black

Code		Finish
A	OC041475 Multi purpose bolt	Black
	OC041593 Short Security Bolt Key	
	OC041594 Long Security Bolt Key	



Multi Purpose Door Bolt

- For aluminium and wooden sliding and hinged doors
- Suitable for internal and external use
- **Finishes:** white, satin chrome, polished brass

Code		Finish
B	WC010290 ERA 807-12	White



Door Restrictor

- Designed to limit the door opening prior to allowing visitors to enter

Code		Finish
C	TS000114 Door Restrictor	Polished Brass
	TS000115 Door Restrictor	Polished Chrome



Patio Door Lock

- Suitable for most types of metal wood & UPVC patio doors including those that slide on the inside or outside track
- Push to lock, key to unlock

Code		Finish
D	WC010046 Patio Door Lock	White



Snaplocks

- On closing the window these locks 'Snaplock' automatically - the key is only required to unlock
- The mechanism is designed to allow for any subsequent movement of the window frame
- Plugs conceal and protect the fixing screws
- Manufactured from coated steel, they are designed to withstand years of use
- Ideal for use on most types of windows including casement, side hung or top hung

Code		Finish
E	WC010505 Snaplock w/Standard Key	White
	WC010080 Snaplock w/Cut Key	White



Window Restrictor

- Designed with child safety in mind
- Key required to lock and unlock
- Ideal for windows above the ground floor

Code	Finish
F WA012040 Window Restrictor	White



Window Bolt

- Window security bolt mortice fitting
- Simple to fit, locks & unlocks with key
- Concealed once fitted
- **Finishes:** polished chrome, satin chrome, electro brass, white, black

Code	Finish
H OB091105 Window Bolt	Polished Chrome



Dual Screw

- Fits most sash windows
- Provides additional security
- Concealed once fitted

Code	Finish
I WC020290 Dual Screw (Pair)	Polished Brass
WC020170 8K104 Key For Dual Screw	



Jackloc Perma Window Restrictor

- The Jackloc Perma keyless window restrictor doesn't have a key to over-ride the opening restriction, instead it's permanently fixed which prevents tampering and accidental release
- Suitable for UPVC, timber and aluminium frames
- Comes with grade four security screws to help keep homes safe and help to prevent burglary
- Jackloc window restrictors far exceed required standards and are designed, manufactured and tested in the UK
- **Finishes:** white, brown, black

Code	Finish
G WA012030 Fixed Window Restrictor	White



Cable Window & Door Restrictor

- Suitable for both doors & windows where a security restriction is required
- It is ideally suited to homes with children & is a compliant child resistant locking device for both windows & balcony doors in accordance with BS EN: 16281: 2013
- For UPVC, timber & aluminium windows & doors

Code	Finish
WC010142 Cable Restrictor	White
WC010144 Cable Restrictor	Brown
J WC010146 Cable Restrictor	Polished Chrome
WC010148 Cable Restrictor	Gold

Compare The Jackloc® Range

Whether you have children that you want to protect from window falls; you need to keep your pets inside whilst still allowing fresh air in the house, or you want your open windows to be secure from intruders during the day or at night-time, Jackloc window restrictors will help.

						
	Jackloc Pro-5 Key-Locking Window Restrictor	Jackloc Titan Folding Window Restrictor	Jackloc Perma Keyless Cable Window Restrictor	Jackloc Pro-Twist Keyless Cable Window Restrictor	Jackloc Pro-5 Duo Key-Locking Window Restrictor	Jackloc Pro-2 Key-Locking Window Restrictor
Key Lockable	✓	✓	✗	✗	✓	✓
Restrictor can be disengaged	✓	✓	Permanently fixed solution	✓	✓	✓
Strength tested to hold force of	58 Stone	74 Stone	58 Stone	58 Stone	58 Stone	58 Stone
Disk locking barrel	5 Disc	5 Disc	✗	✗	5 Disc	2 Disc
Grade 2 security screws	✓	✓	✓	✓	✓	✓
Grade 4 security screws	✓	✓	✓	✓	✓	✗
Colours available	White, brown, black, satin chrome, chrome, brass, anthracite grey, custom pantone	White, brown, black, anthracite grey	White, brown, black	White, brown, black, anthracite grey	White	White

A



Titan Folding Window Restrictor

- The Titan by Jackloc is the strongest and most secure window restrictor in the world, due to its steel folding mechanism
- This key lockable window restrictor restricts the window from opening further than 100mm and it can't be disengaged without the use of a key. It's tested to withstand a force of 4,800 newtons, or the equivalent of five adult males, which exceeds all standard requirements by nearly 10 times
- The patented design of The Titan window lock provides extra security for open windows and is awarded Sold Secure status by the Master Locksmiths Association, making it the first, and only, window restrictor to achieve this accolade
- The restrictor can fit most window sizes and types including side-hung and top-hung windows, UPVC, timber and aluminium
- The ability to disengage the restrictor with a key, provides flexibility to allow the window to be fully opened if required. The product comes with hardened and zinc coated, grade 4 security clutch screws
- 10 Year guarantee
- **Finishes:** white, brown, black

	Code		Finish
A	LA045620	Window Restrictor	White

B



Jackloc Pro-5 Window Restrictor

- The Pro-5 by Jackloc is a key locking cable window restrictor. It provides great versatility in domestic and commercial environments
- The restrictor can fit most window sizes and types, including UPVC, timber and aluminium frames
- The lockable key provides flexibility to allow the window to be fully opened when required and to be restricted to 100mm opening when needed
- The Pro-5 by Jackloc key-locking cable window restrictor is incredibly strong, with a reinforced cable, security screws and heavy-weight body
- The restrictor is tested to withstand a force of 3,600 newtons, exceeding all relevant standard requirements
- Comes with hardened and zinc coated grade four security screws to help keep homes safe
- **Finishes:** white, brown, black, polished chrome, satin chrome, polished brass, anthracite grey (also available in a range of bespoke RAL colours)



	Code		Finish
B	WA011200	Window Restrictor	White



Grade 13 CE Ball Bearing P Hinge

- Maximum load 120kg
- CE / UK CA Marked and Certifire tested
- Suitable for commercial and domestic use
- Smooth operation, durable, long lasting design and ability to carry heavier loads than washered hinges
- Square or radius available
- Comes with a 10 year mechanical guarantee
- **Finishes:** polished stainless steel, satin stainless steel, satin brass, antique brass, matt bronze, matt black

	Code	Size	Finish
	Square Corners		
A	HD050360	102 x 76 x 3mm	Satin Stainless Steel
	Radius Corners		
B	HD050570	102 x 76 x 3mm	Satin Brass



Grade 13 Self Lubricating Hinge

- CE / UK CA Marked and Certifire tested

	Code	Size	Finish
	HD020125	100 x 76 x 3mm	Satin Stainless Steel
E	HD020135	100 x 76 x 3mm	Polished Stainless Steel



Grade 14 Concealed Knuckle Hinge

- Up to 160kg door weight
- CE / UK CA Marked and Certifire tested
- Suitable for 30/60 minute fire doors
- BS EN 1935 : 2002 Grade 14
- Tested to 1,000,000 cycles
- Grade 201 stainless steel
- Concealed knuckle
- Self lubricating hinge
- Square or radius available
- **Finishes:** polished stainless steel, satin stainless steel, PVD satin brass, brass/anti tarnish, PVD bronze, PVD satin black, powder coated white, powder coated black

	Code	Size	Finish
	Square Corners		
C	HD030120	102 x 76 x 3mm	PVD Satin Bronze
	Radius Corners		
D	HD030145	102 x 76 x 3mm	PVD Satin Black



Grade 14 Thrust Bearing Hinge

- CE / UK CA Marked and Certifire tested

	Code	Size	Finish
F	HD020126	100 x 76 x 3mm	Satin Stainless Steel

G




Forté

Ball Bearing Stainless Steel Hinge

- Grade 7
- **Finishes:** stainless steel, polished stainless steel, electro brass, satin brass, antique brass, black

	Code	Size	Finish
G	HD015030	76 x 51 x 2mm	Black

H



Forté

Security Stainless Steel Ball Bearing Hinge

- Manufactured with two dog bolts
- Grade 13 (120 kg total door mass)
- CE / UK CA Marked and Certifire tested
- BSEN 1634 Fire rated FD 30,60,90,120 minutes timber doors & 240 on steel

	Code	Size	Finish
H	HD011500	102 x 76 x 3mm	Stainless Steel

I



Forté

Double Action Spring Hinges

- Adjustable tension
- Complete with screws

	Code	Size	Finish
	HD210100	76mm	Stainless Steel
	HD210300	102mm	Stainless Steel
I	HD210310	127mm	Stainless Steel
	HD210320	152mm	Stainless Steel

J



Double Action Spring Hinges

- Adjustable tension
- Complete with screws
- **Sizes:** 76mm, 100mm, 125mm, 150mm, 175mm, 200mm

	Code	Size	Finish
J	HA010150	100mm	Silver

Grade	Door Mass	Number Of Test Cycles	Duty	Example of Use
14	160kg	200,000	Severe	Public Buildings Use 60 Minute Fire Rated
13	120kg	200,000	Severe	Commercial & Public Buildings Use 60 Minute Fire Rated
11	80kg	200,000	Heavy	Commercial Use 30 Minute Fire Rated
7	40kg	200,000	Medium	Domestic Internal Use

A

 CARLISLE BRASS



Double Phosphor Bronze Washered Hinges

- Solid brass

Code	Size	Finish
HC010080	75 x 50 x 2.5mm	Polished Brass
HD010115	75 x 50 x 2.5mm	Antique Brass
HD010995	75 x 50 x 2.5mm	Satin Brass
HD010125	75 x 50 x 2.5mm	Matt Black
A HD020005	75 x 50 x 2.5mm	Polished Nickel
HD020010	75 x 50 x 2.5mm	Satin Nickel
HD010135	75 x 50 x 2.5mm	Matt Bronze
HC010070	100 x 67 x 2.5mm	Polished Brass
HC010110	100 x 75 x 4mm	Polished Brass
HC010030	100 x 67 x 4mm	Polished Brass
HD020150	100 x 67 x 4mm	Antique Brass
HD020015	100 x 67 x 4mm	Satin Brass
HD020030	100 x 67 x 4mm	Matt Bronze

B

 CARLISLE BRASS



Double Stainless Steel Washered Hinges

- Solid brass

	Code	Size	Finish
B	HC010470	75 x 50 x 2.5mm	Polished Chrome
	HC010475	75 x 50 x 2.5mm	Satin Chrome
	HC010160	102 x 67 x 4mm	Polished Chrome
	HC010165	102 x 67 x 4mm	Satin Chrome

C

 CARLISLE BRASS



Double Steel Washered Hinges

- Solid brass
- **Sizes:** 76 x 51mm, 102 x 67mm
- **Finishes:** polished brass, satin brass, polished chrome

	Code	Size	Finish
C	HC010050	102 x 67mm	Polished Brass

D

Forté



1838 Fixed Pin Steel Butt Hinge

- **Sizes:** 76 x 50mm, 102 x 75mm
- **Finishes:** zinc plated, electro brass, polished chrome, black

	Code	Size	Finish
D	HBO10079	102mm	Zinc Plated

E

Forté



Drawn Butt Hinges

- Solid brass
- **Sizes:** 25 x 16mm, 38 x 22mm, 51 x 29mm, 64 x 35mm, 76 x 41mm, 102 x 61mm
- **Finishes:** self colour brass, polished chrome

	Code	Size	Finish
E	HD210520	102 x 61mm	Self Colour Brass



Grade 13 Parliament Hinge

- Designed for doors which need to fold back on themselves creating the maximum possible opening through a doorway, allowing a door to fully open 180 degrees back onto a wall
- Certified to BS EN 1935
- Fire door rated
- CE / UKCA Marked and Certifire tested
- Comes with a 25 year mechanical guarantee
- Suitable for domestic, commercial and industrial uses
- **Sizes:** 102 x 102 x 3mm, 102 x 127 x 3mm, 102 x 152 x 3.5mm
- **Finishes:** satin stainless steel, polished stainless steel, polished brass

	Code	Size	Finish
F	HD050280	102 x 102 x 3mm	Satin Stainless Steel



Parliament Hinges

- Solid brass

	Code	Size	Finish
	HD010580	102 x 51 x 102mm	Polished Brass
	HD211230	102 x 51 x 102mm	Polished Chrome
G	HD010890	102 x 51 x 102mm	Satin Chrome
	HD010935	102 x 76 x 127mm	Polished Brass
	HD010940	102 x 76 x 127mm	Polished Chrome
	HD010900	102 x 76 x 127mm	Satin Chrome
	HD211250	102 x 102 x 152mm	Polished Brass
	HD010942	102 x 102 x 152mm	Polished Chrome
	HD010910	102 x 102 x 152mm	Satin Chrome

ASTROFLAME

PASSIVE FIRE STOP SYSTEMS



Fire Door Protection | Finger Protection | Fire Stop Products | Lighting Protection | Mastic & Sealants | Astroflame.com

A



Forté

Counter Flap Hinge

	Code	Size	Finish
	HD210540	38 x 102mm	Polished Brass
	HD210590	38 x 102mm	Polished Chrome
A	HD210600	38 x 102mm	Satin Chrome

B




PERRY
QUALITY IN CONSTRUCTION

Stormproof Hinge

	Code	Size	Finish
B	GA170425	63mm	Zinc Plated
	HB010010	63mm	Electro Brass
	HB012280	63mm	Galvanised

C



PERRY
QUALITY IN CONSTRUCTION

Hurling Fixed Pin Hinge

	Code	Size	Finish
C	HB011992	76mm	Zinc Plated
	HB012010	76mm	Electro Brass
	HB011994	102mm	Zinc Plated
	HB012040	102mm	Electro Brass

D



Forté

Piano Hinge

	Code	Size	Finish
	HD210220	1830 x 25mm	Electro Brass
D	HD210200	1830 x 25mm	Polished Nickel
	HD210230	1830 x 32mm	Electro Brass
	HD210210	1830 x 32mm	Polished Nickel

E




VERSA
SECURITY HARDWARE

Friction Stay Hinges

- To suit 13 & 17mm stack heights, sold in pairs

	Code	Size	
	LU040190	8" / 209mm	Top Hung/Side Hung
E	LU040200	10" / 259mm	Top Hung/Side Hung
	LU040210	12" / 310mm	Top Hung/Side Hung
	LU040220	16" / 412mm	Top Hung/Side Hung
	LU040230	20" / 513mm	Top Hung/Side Hung
	LU040240	24" / 615mm	Top Hung/Side Hung



Arrow Head T Hinges

	Code	Size	Finish
	OE027860	108mm	Black
F	OE027870	161mm	Black
	OE026740	230mm	Black
	OE027880	301mm	Black
	OE026750	386mm	Black
	OE027890	466mm	Black
	OE026760	553mm	Black
	OEI01760	108mm	Pewter
	OEI00960	161mm	Pewter
	OEI01920	230mm	Pewter
G	OEI01000	301mm	Pewter
	OEI01930	386mm	Pewter
	OEI00980	466mm	Pewter
	OEI01940	553mm	Pewter
	OBI91340	108mm	Beeswax
	OBI91330	161mm	Beeswax
	OBI92040	230mm	Beeswax
	OBI91320	301mm	Beeswax
H	OBI92050	386mm	Beeswax
	OBI91070	466mm	Beeswax
	OBI92060	553mm	Beeswax



Penny End T Hinges

- An alternative to butt hinges
- Designed to match the Anvil Bean D handles
- Supplied as a pair
- **Sizes:** 102mm, 152mm, 228mm, 305mm, 381mm, 457mm, 560mm
- **Finishes:** black, pewter, beeswax

	Code	Size	Finish
I	OE027970	228mm	Black

GATE HINGES

Page 318



- Garden Gate T Hinges
- Cranked Hook & Band Hinges
- Heavy Reversible Hinges

A



GEZE TS1500

- Suitable for medium use internal doors
- Maximum door width 1100mm
- BS EN 1154 Variable power size EN 3-4
- BS EN 1634-1 Fire tested FD30/60/120
- Certifire tested / CE marked
- Adjustable closing speed
- Adjustable latch action
- Universal

	Code		Finish
A	DBI 60140	TS1500	Silver
	DBI 60110	TS1500	Stainless Steel
	DBI 60130	TS1500	Polished Brass

B



GEZE TS2000NVBC

- Suitable for medium/heavy use internal doors & medium use external doors
- Maximum door width 1100mm
- BS EN 1154 Adjustable power size EN 2-4
- BS EN 1634-1 Fire tested FD30/60/120
- Certifire tested / CE marked
- Adjustable closing speed
- Adjustable latch action & back check
- Universal

	Code		Finish
B	DBI 60380	TS2000NVBC	Silver
	DBI 60390	TS2000NVBC	Stainless Steel

C



GEZE TS2000NV

- Suitable for medium/heavy use internal doors & medium use external doors
- Maximum door width 1100mm
- BS EN 1154 Adjustable power size EN 2-4
- BS EN 1634-1 Fire tested FD30/60/120
- Certifire tested / CE marked
- Adjustable closing speed
- Adjustable latch action
- Universal

	Code		Finish
C	DBI 60360	TS2000NV	Silver
	DBI 60370	TS2000NV	Stainless Steel

D



GEZE TS4000S

- Suitable for heavy use internal & external doors
- Maximum door width 1400mm
- BS EN 1154 Adjustable power size EN 1-6 (optical spring strength display)
- BS EN 1634-1 Fire tested FD30/60/120
- Certifire tested / CE marked
- Adjustable closing speed
- Adjustable latch action & back check
- Adjustable delayed action
- Universal
- **Finishes:** silver, RAL, stainless steel, polished brass

	Code		Finish
D	DBI 60670	TS4000S	Silver

E



GEZE TS3000B

- Suitable for medium/heavy use internal doors
- Slim cam action with guide rail helps to achieve low opening forces (BS8300)
- Maximum door width 1100mm
- BS EN 1154 Adjustable power size EN 2-4
- BS EN 1634-1 Fire tested FD30/60/120
- Certifire tested / CE marked
- Adjustable closing speed, latch action & back check

	Code		Finish
E	DBI 60410	TS3000B	Silver

F



GEZE TS3000 EC

- Suitable for medium use internal doors
- Unique high efficiency closer with guide rail helps to achieve low opening forces (BS8300)
- Maximum door width 950mm
- BS EN 1154 Adjustable power size EN 2-3
- BS EN 1634-1 Fire tested FD30/60/120
- Certifire tested / CE marked
- Adjustable closing speed
- Adjustable latch action & back check
- Universal

	Code		Finish
F	DBI 80024	TS3000 EC	Silver

A



dormakaba

Dormakaba TS68

- Suitable for light use internal doors
- Maximum door width 1100mm
- BS EN 1154 Variable power size EN 2,3,4
- BS EN 1634-1 Fire tested FD30/60/120
- Certifire tested / CE marked
- Adjustable closing speed
- Adjustable latch action
- Universal

	Code	Finish
A	DB010010 TS68	Silver

B



dormakaba

Dormakaba TS71

- Suitable for light use internal doors
- Maximum door width 1100mm
- BS EN 1154 Variable power size EN 3,4
- BS EN 1634-1 Fire tested FD30/60/120
- Certifire tested / CE marked
- Adjustable closing speed & latch action
- Universal

	Code	Finish
B	DB011450 TS71	Silver
	DB011460 TS71	RAL
	DB010130 Square Designer Cover	Stainless Steel
	DB010120 Square Designer Cover	Polished Brass
	DB010140 Square Designer Cover	Polished Chrome

C



dormakaba

Dormakaba TS72V

- Suitable for medium use internal doors
- Maximum door width 1100mm
- BS EN 1154 Adjustable power size EN 2-4
- BS EN 1634-1 Fire tested FD30/60/120
- Certifire tested / CE marked
- Adjustable closing speed & latch action
- Universal

	Code	Finish
C	DB010083 TS72V	Silver
	DB010080 TS72V BC	Silver
	DB012500 Square Designer Cover	Stainless Steel
	DB010090 Softline Designer Cover	Stainless Steel
	DB010110 Softline Designer Cover	Polished Brass
	DB010100 Softline Designer Cover	Polished Chrome

Dormakaba TS72V BC

- Suitable for medium use internal doors
- Maximum door width 1100mm
- BS EN 1154 Adjustable power size EN 2-4
- BS EN 1634-1 Fire tested FD30/60/120
- Certifire tested / CE marked
- Adjustable closing speed
- Adjustable latch action & back check
- Universal

D



dormakaba

Dormakaba TS73V BC

- Suitable for medium/heavy use internal doors
- Maximum door width 1100mm (or 1400mm)
- BS EN 1154 Adjustable power size EN 2-4 (or EN 3-6)
- BS EN 1634-1 Fire tested FD30/60/120
- Certifire tested / CE marked
- Adjustable closing speed, latch action & back check
- Universal

	Code		Finish
D	DB011170	TS73V BC	Silver
	DB010895	Square Designer Cover	Stainless Steel
	DB011140	Softline Designer Cover	Stainless Steel
	DB010060	Softline Designer Cover	Polished Brass
	DB011130	Softline Designer Cover	Polished Chrome
	DB011160	Softline Designer Cover	RAL

E



dormakaba

Dormakaba TS83 BC

- Suitable for heavy use internal & external doors
- Maximum door width 1250mm
- BS EN 1154 Adjustable power size EN 2-5
- BS EN 1634-1 Fire tested FD30/60/120
- Certifire tested / CE marked
- Adjustable closing speed, latch action & back check
- Universal

	Code		Finish
E	DB010365	TS83 BC	Silver
	DB010230	TS83 BC Square Designer Cover	Stainless Steel
	DB010210	TS83 BC/DC Square Designer Cover	Polished Brass
	DB010368	TS83 BC 3-6 (doors up to 1400mm)	Silver

F



dormakaba

Dormakaba TS91

- Suitable for light/medium use internal doors
- Maximum door width 950mm
- BS EN 1154 Single power size EN 3
- BS EN 1634-1 Fire tested FD30/60/120
- Certifire tested / CE marked
- Adjustable closing speed & latch action
- Pull side installation only

	Code		Finish
F	DB190019	TS91 - Pull	Silver
	DB010905	TS91 - Push	Silver

UNION
ASSA ABLOY

DoorSense
the safe and legal way to hold fire doors open

Performance you can trust
uniononline.co.uk

A

dormakaba



Dormakaba TS92

- Suitable for medium use internal doors
- Cam action with guide rail helps to achieve low opening forces (BS8300)
- Maximum door width 1100mm
- BS EN 1154 Adjustable power size EN 1-4
- BS EN 1634-1 Fire tested FD30/60/120
- Certifire tested / CE marked
- Adjustable closing speed & latch action
- Different models for pull or push side installation

	Code		Finish
Contur Designer Cover			
A	DBI90026	TS92B Pull Side Installation	Silver
	DBI90027	TS92G Push Side Installation	Silver
	DB012020	TS92B Pull Side Installation	Stainless Steel
	DB002030	TS92G Push Side Installation	Stainless Steel

B

dormakaba



Dormakaba TS93

- Suitable for heavy use internal & external doors
- Cam action with guide rail helps to achieve low opening forces (BS8300)
- Maximum door width 1250mm
- BS EN 1154 Adjustable power size EN 2-5
- BS EN 1634-1 Fire tested FD30/60/120
- Certifire tested / CE marked
- Adjustable closing speed, latch action & back check
- Different models for pull or push side installation

	Code		Finish
Contur Designer Cover			
B	DBI90028	TS93B Pull Side Installation	Silver
	DBI90029	TS93G Push Side Installation	Silver
	DB012000	TS93B Pull Side Installation	Stainless Steel
	DB012010	TS93G Push Side Installation	Stainless Steel

C

Briton



Briton 2003

- Suitable for medium use internal doors
- Maximum door width 950mm
- Acufit self adhesive fitting template
- BS EN 1154 Single power size EN 3
- BS EN 1634-1 Fire tested FD30/60/120
- Certifire tested / CE marked
- Adjustable closing speed
- Adjustable latch action
- Universal

	Code		Finish
C	DB050070	2003	Silver

D

Briton



Briton 2003V

- Suitable for medium use internal doors
- Maximum door width 1100mm
- Acufit self adhesive fitting template
- BS EN 1154 Adjustable power size EN 2-4
- BS EN 1634-1 Fire tested FD30/60/120
- Certifire tested / CE marked
- Adjustable closing speed
- Adjustable latch action & back check
- Universal

	Code		Finish
D	DB050075	2003V	Silver



Forté Economy Door Closer

- Suitable for light use internal doors
- Maximum door width 950mm
- BS EN 1154 Single power size EN 3
- BS EN 1634-1 Fire tested FD30/60/120
- CE marked
- Adjustable closing speed and latch action
- Pull side installation only


	Code		Finish
E	DB200023	Forté AC1.E.SI	Silver



Forté Contract Overhead Door Closer

- Suitable for medium use internal doors
- Maximum door width 1100mm
- BS EN 1154 Adjustable power size EN 2-4
- BS EN 1634-1 Fire tested FD30/60/120
- Certifire tested / CE marked
- Adjustable closing speed
- Adjustable latch action & back check
- Universal

	Code		Finish
F	DBI20400	Forté AC6.24.SI	Silver
	DBI20060	Forté AC6.24.SS	Stainless Steel



Forté Slimline Overhead Door Closer

- Suitable for heavy use internal & external doors
- Maximum door width 1250mm
- BS EN 1154 Adjustable power size EN 2-5
- BS EN 1634-1 Fire tested FD30/60/120
- Certifire tested / CE marked
- Adjustable closing speed, latch action & back check
- Adjustable delayed action
- Universal

	Code		Finish
	DBI20150	Forté AC9.25.SIF	Silver
G	DBI20140	Forté AC9.25.SS	Stainless Steel



Forté Slimline Cam Action Overhead Door Closer

- Suitable for medium use internal doors
- Cam action with guide rail helps to achieve low opening forces (BS8300)
- Maximum door width 1100mm
- BS EN 1154 Adjustable power size EN 2-4
- BS EN 1634-1 Fire tested FD30/60/120
- Certifire tested / CE marked
- Adjustable closing speed & latch action
- Pull side installation only

	Code		Finish
	DBI20340	Forté AC11.24.SIF	Silver
H	DBI20140	Forté AC11.24.SS	Stainless Steel

A



Union CE3F

- Suitable for light use internal doors
- Maximum door width 950mm
- BS EN 1154 Single power size EN 3
- BS EN 1634-1 Fire tested FD30/60/120
- Certifire tested
- CE marked
- Adjustable closing speed
- Adjustable latch action
- Universal
- 130 Deg maximum angle of opening
- Maximum door weight 60kg

	Code	Finish
A	DO011010 CE3F	Silver

B



Union RetroV

- Identical fixing dimensions & footprint to popular
- UK door closer designs including the Briton 2003, 2004 & 2003V
- Retrofit or new installation
- Square design cover complements other brands
- Suitable for medium use internal doors
- Maximum door width 1100mm
- BS EN 1154 Adjustable power size EN 3-4
- BS EN 1634-1 Fire tested FD30/60/120
- Certifire tested
- CE marked
- Adjustable closing speed
- Adjustable latch action
- Universal

	Code	Finish
B	DB011020 RetroV	Silver

Electromagnetic Hold Open Door Closer (typically used on corridor doors)

When connected to a power source and enabled, this type of closer will hold a door open at a pre-determined position. Linked to a fire alarm, when the alarm sounds the power is cut to the unit and the hold open will release, allowing the door to close under the spring strength of the hydraulic closer.

Electromagnetic Free Swing Door Closer (typically used on residential homes)

Working in basically the same way as the hold open closer; when the unit is enabled the door closer provides no resistance and the door is free to swing and can be opened and closed manually and also can be left ajar in any position. Linked to a fire alarm, when the alarm sounds the power is cut to the unit and the free swing will release, allowing the door to close under the spring strength of the hydraulic closer. Helps to conform to BS8300 and Approved Document M.

Models (right) are all Certifire tested for FD30/60/120 fire doors and CE marked to BS EN 1154 and 1155. NOTE: Operating voltage is 24v DC.



GEZE TS4000E (Hold Open) GEZE TS4000EFS (Free Swing)

- Suitable for heavy use internal doors
- Maximum door width 1100mm
- BS EN 1154 Adjustable power size EN 1-6
- Adjustable closing speed & latch action
- Installation: door pull side, transom push side
- **Finishes:** silver; RAL, stainless steel

	Code		Finish
C	DB160620	TS4000E	Silver
	DB160590	TS4000EFS	Silver



Briton 996

- Dual function: hold open or free swing
- Suitable for medium use internal doors
- Maximum door width 965mm
- BS EN 1154 Single power size EN 3
- Adjustable closing speed & latch action
- Different models for pull or push side installation
- Silver with black arm

	Code		Finish
D	DB050210	9963/01 FIG.1	Silver
	DB050215	9963/66 FIG.66	Silver



Exidor 9870

- Dual function: hold open or free swing
- Suitable for medium/heavy use internal doors
- Maximum door width 1100mm
- BS EN 1154 Single power size EN 4
- Cam action mechanism
- Adjustable closing speed & latch action
- Suitable for both pull and push side installation
- Available with a radius or square cover

	Code		Finish
	DB200050	9870S Square Cover	Silver
E	DB200030	9870R Radius Cover	Silver



Dormakaba TS73EMF

- Separate models for hold open and free swing
- Suitable for medium/heavy use internal doors
- Maximum door width 1100mm
- BS EN 1154 Single power size EN 4
- Adjustable closing speed & latch action
- Installation: door pull side, transom push side

	Code		Finish
F	DB010920	TS73EMF Hold Open	Silver
	DB190010	TS73EMF Swing Free	Silver

A



Acoustic Fire Door Retainer

- Hold open device for fire doors
- Battery operated - 2 x 1.5v C-size
- Releases on sound of fire alarm or at pre-set time with built in timer
- Maximum door width 1600mm
- CE marked to BS EN 1155
- BS EN 1634-1 Fire tested FD30/60

	Code		Finish
A	DB000200	Dorgard	Black
	DB000205	Dorgard	White

B



Door Sense Acoustic Fire Door Retainer

- Hold open device for fire doors
- Battery operated - 2 x 1.5v C-size
- Releases on sound of fire alarm or at pre-set time with built in timer
- Maximum door width 1600mm
- CE marked to BS EN 1155
- BS EN 1634-1 Fire tested FD30/60/120

	Code		Finish
	DR010010	Door Sense	Black
	DR010020	Door Sense	Red
B	DR010030	Door Sense	White

C



Electromagnetic Door Holder

- Stainless steel case
- Wall mounted
- Floor mounted c/w angle bracket
- CE marked to BS EN 1155
- Operating voltage 24v DC
- 200N holding force
- Flexible mount armature

	Code		Finish
C	XBI50013	Wall Mount 24v DC	Stainless Steel
	XBI50016	Floor Mount 24v DC	Stainless Steel

D



Electromagnetic Door Holder

- White ABS or white metal case
- Wall mounted
- Separate angle bracket for floor mount
- CE marked to BS EN 1155
- Different models 24v DC or 230v AC
- 200N holding force

	Code		Finish
	XBI50027	Wall Mounted Plastic 24v	White
	XBI50031	Wall Mounted Metal 24v	White
D	XBI50024	Wall Mounted Plastic 230v	White
	XBI50030	Wall Mounted Metal 230v	White
	XBI50112	Floor Mounted Bracket For Above	White



GEZE TS550 NV (not for use with fire doors)
GEZE TS550 NV FP (suitable for fire doors)

- Suitable for heavy use doors
- Maximum door width 1400mm, maximum weight 300kg
- BS EN 1154 Adjustable power size EN 3-6
- Adjustable closing speed
- Adjustable latch action & back check
- TS550 NV (only)-switchable hold open & delayed action
- TS550 NV FP (only)-Certifire tested / CE marked
- BS EN 1634-1 Fire tested FD30/60/120

Code	Finish
E DB020130 TS550 NV Mechanism	
DB020945 TS550 NV FP Mechanism	
DB020170 Single Action Accessory Pack	Stainless Steel
DB020180 Double Action Accessory Pack	Stainless Steel



GEZE TS500 NV Hold Open (not for use with fire doors)
GEZE TS500 NV (suitable for fire doors)

- Suitable for medium/heavy use doors
- Maximum door width 1100mm, maximum weight 150kg
- BS EN 1154 Adjustable power size EN 1-4
- Adjustable closing speed
- Adjustable latch action & back check
- TS500 NV Hold Open (only) – fixed hold open
- TS500 NV (only) – Certifire tested / CE marked
- BS EN 1634-1 Fire tested FD30/60/120

Code	Finish
F DB020070 TS500 NV Mechanism	
DB020075 TS500 NV Hold Open Mechanism	
DB020090 Single Action Accessory Pack	Stainless Steel
DB020940 Double Action Accessory Pack	Stainless Steel



Dormakaba BTS75V Hold Open (not for use with fire doors)
Dormakaba BTS75V (suitable for fire doors)

- Suitable for medium/heavy use doors
- Maximum door width 1100mm, maximum weight 120kg
- BS EN 1154 Adjustable power size EN 1-4
- Adjustable closing speed, latch action & back check
- BTS75V Hold Open (only) – fixed hold open
- BTS75V (only) – Certifire tested / CE marked
- BS EN 1634-1 Fire tested FD30/60/120

Code	Finish
G DB010390 BTS75V Mechanism	
DB010400 BTS75V Hold Open Mechanism	
DB011300 Single Action Accessory Pack	Stainless Steel
DB010420 Single Action Accessory Pack	Satin Brass
DB010440 Double Action Accessory Pack	Stainless Steel
DB010430 Double Action Accessory Pack	Satin Brass



Dormakaba BTS80 (not for use with fire doors)

- Suitable for heavy use doors
- Maximum door weight 300kg
- BS EN 1154 fixed power sizes EN 3,4,6
- Maximum door widths 950/1100/1400mm
- Adjustable closing speed
- Adjustable latch action, back check & delayed action
- Fixed hold open

Code	Finish
H DB010480 EN 3 Hold Open Mechanism	
DB010470 EN 4 Hold Open Mechanism	
DB010490 EN 6 Hold Open Mechanism	
DB010520 Single Action Accessory Pack	Stainless Steel
DB010510 Single Action Accessory Pack	Satin Brass
DB010540 Double Action Accessory Pack	Stainless Steel
DB010530 Double Action Accessory Pack	Satin Brass

A



GEZE Boxer

- Suitable for medium/heavy use internal doors
- Integrated (concealed) cam action with guide rail
- Intumescent required for fire door installation
- For single action or double action doors
- Double action doors require D/A pivot sets
- BS EN 1154 Adjustable power sizes EN 2-4, 3-6
- Minimum door thickness EN2-4 44mm, EN3-6 54mm
- Maximum door width EN2-4 1100mm, EN3-6 1400mm
- BS EN 1634-1 Fire tested FD30/60
- Certifire tested / CE marked
- Adjustable closing speed, latch action & back check

	Code		Finish
A	DBI 60930	EN 2-4 Single Action	Silver
	DBI 80012	EN 2-4 Double Action	Silver
	DBI 60920	EN 3-6 Single Action	Silver
	DBI 80037	EN 3-6 Double Action	Silver

B



Axim Transom Door Closer

- Suitable for medium/heavy use internal & external doors
- Axim size 2 mechanism only
- Separate side load or end load arms available
- Maximum door width 950mm
- BS EN 1154 Single power size 3
- Not suitable for use on fire doors
- Available in non hold open or hold open versions
- Adjustable closing speed & latch action
- Fixed back check & 105 degrees

	Code		Finish
B	AA077295	Non Hold Open	Silver

C



Dormakaba ITS 96

- Suitable for medium/heavy use internal doors
- Integrated (concealed) cam action with guide rail
- For single action doors only
- BS EN 1154 Adjustable power sizes EN 2-4, 3-6
- Minimum door thickness EN2-4 44mm, EN3-6 54mm
- Maximum door width EN2-4 1100mm, EN3-6 1400mm
- BS EN 1634-1 Fire Tested FD30/60
- Certifire tested / CE marked
- Adjustable closing speed, latch action & back check
- Cushioned limit stay included
- Intumescent required for fire door installation

	Code		
C	DB011060	EN 2-4 Single Action	
	DB011065	EN 3-6 Single Action	

D



Dormakaba RTS85

- Suitable for medium/heavy use internal & external doors
- Separate side load or end load arms and pivots available
- Maximum door width 950mm/1100mm/1250mm
- BS EN 1154 Single power sizes 3, 4, 5
- Not suitable for use on fire doors
- Available in non hold open or hold open versions
- Adjustable closing speed & latch action
- Fixed back check & 105 degrees

	Code		
	DB011200	Size 3 Non Hold Open	
D	DB010800	Size 4 Non Hold Open	
	DS010780	Size 5 Non Hold Open	
	DB010850	End Load Arm with Channel	
	DB010830	End Load Floor Pivot	
	DB010840	Side Load Arm with Channel	
	DB010820	Side Load Floor Pivot	

E CARLISLE BRASS



Contract Concealed Door Closer

- Suitable for light domestic internal doors only
- Not suitable for commercial applications
- Uncontrolled closing
- Adjustable spring strength
- BS EN 1634-1 Fire tested FD30
- Square and radius end versions available
- 10 Year mechanical guarantee

Code		Finish
E	DB070065 AA45R - Radius	Polished Brass
F	DB070010 AA45 - Square	Polished Chrome
	DB070030 AA45 - Square	Satin Chrome
	DB070020 AA45 - Square	Polished Brass

G SAMUEL HEATH



Perko Door Closer

- Suitable for light or medium domestic doors
- Original Perko® quality concealed chain closer
- Maximum door weight 50kg
- Not suitable for commercial fire doors
- Uncontrolled closing
- Adjustable spring strength
- BS EN 1634-1 Fire tested FD30/60
- Note: not CE marked
- Square and radius end versions available
- **Finishes:** polished brass, polished chrome, satin chrome

Code		Finish
	DB060020 R2	Polished Brass
	DB060055 R2	Satin Chrome
G	DB060050 R2	Polished Chrome

H SAMUEL HEATH




Perkomatic Door Closer

- Suitable for light or medium doors
- Maximum door weight 75kg
- Not suitable for commercial fire doors
- Semi-controlled closing with latch action
- Adjustable spring strength
- BS EN 1634-1 Fire tested FD30/60
- Note: not CE marked
- Square and radius end versions available

Code		Finish
	DB060040 R85	Polished Brass
H	DB060045 R85	Polished Chrome
	DB066045 R85	Satin Chrome

I SAMUEL HEATH



Powermatic Door Closer

- Suitable for medium internal doors
- Fully controlled with fixed link
- Maximum door weight 80kg
- Maximum door width 950mm
- BS EN 1154 Single power size EN 3
- BS EN 1634-1 Fire tested FD30/60
- Certifire tested / CE marked
- Ultra efficient mechanism (exceeds 55%)
- Adjustable closing speed and latch action
- 10 Year guarantee

Code		Finish
	DB060060 R100	Polished Brass
I	DB060062 R100	Polished Chrome
	DB060070 R100	Satin Chrome



High efficiency Discreet technology.

Closes doors perfectly – but it's hard to see how!

The Boxer overhead door closer is integrated into the door leaf and so completely hidden from view – ideal where an anti-ligature product is required.

But the Boxer is not only discreet, it offers flexibility too. It is available as a single or double action version, in a variety of hold-open options, in free swing and ISM versions and as it is in the highest band of mechanical efficiency it offers incredibly low opening forces.

Suitable for both left and right hand closing doors the Boxer has adjustable closing force EN 2-4 and EN 3-6, closing speed, hydraulic latching action and hydraulic back check.

And, if that's not enough it conforms to all relevant building BS standards, has CE approval and fire certification (CF 242). Boxer – perfect for projects where the door control needs to be hidden from view.

Call GEZE sales on 01543 443010
sales.uk@geze.com | www.geze.co.uk

Connecting expertise –
building solutions.



Swing
Door



Sliding
Door



Revolving
Door



Window



Glass partition
wall



Access control
and safety



Building
automation



Service and
maintenance

A



Code		Finish
	Main Body Only	
DA050010	ED100LE Doors up to 100kg	
A DA050020	ED250LE Doors up to 250kg	
	Cover	
DA050030	Cover	Silver
	Push Arm - Articulated Arm	
DA050050	For reveals between 0-225mm	Silver
DA050070	For reveals between 225-300mm	Silver
	Pull Arm - Slide Channel	
DA050090	For reveals between 0-20mm	Silver
	Axle Extension	
DA050150	ED Axle Extension 30mm	
DA050160	ED Axle Extension 60mm	
DA050170	ED Axle Extension 90mm	
	Accessories	
DA050270	3 Position Program Switch	

Dormakaba ED100LE & ED250LE Low Energy Automatic Door Operators

- For single or double-leaf swing doors
- Manual use or activation push pad, linking to access control systems & other actuation devices
- Suitable for use on projects to meet EN 16005 - "Power operated pedestrian door sets. Safety in use. Requirements & test methods"
- Ideal for room access & entrance doors to meet the relative legislative requirements for disabled access
- The pull version with slide channel and the push version with standard arm are both suitable for use on emergency escape & fire doors



Call **01603 216501** for our ADSA approved installation & servicing



285 Double Door Set

- For rebated double doors
- Complete package consisting of a panic latch (296), a panic bolt (294) and a box keep (300)
- Non-handed, surface mounted
- Certifire EN1125
- Fire rated for use on timber and steel doors
- 3 Locking points
- Closed arm design
- **Finishes:** silver; black, white
- **Plated finishes:** stainless steel effect, brass effect

Code	Finish
A PB010240 285	Silver



294 Single Panic Bolt

- For single and double door applications
- Automatic top trip and easy clean floor socket.
- Fitted with an anti-thrust device - prevents leverage of both the top and bottom shoot bolts from their sockets
- Non-handed, surface mounted
- Certifire EN1125
- Fire rated for use on timber and steel doors
- 2 Locking points
- Closed arm design
- **Finishes:** silver; black, white
- **Plated finishes:** stainless steel effect, brass effect

Code	Finish
B PB010020 294	Silver



296 Push Bar Panic Latch

- The unit is operated by a downward thrust of the cross bar to give a speedy exit in panic situations. An adapter for use with a rim cylinder for outside access is supplied as standard
- Non-handed, surface mounted
- Certifire EN1125
- Fire rated for use on timber and steel doors
- 1 Locking point
- Closed arm design
- **Finishes:** silver; black, white
- **Plated finishes:** stainless steel effect, brass effect

Code	Finish
C PB010030 296	Silver



297 Push Pad Panic Latch

- Safe and speedy exit in an emergency, whilst maintaining security against intrusion. An adapter for use with a rim cylinder for outside access is supplied as standard
- Non-handed, surface mounted
- Certifire EN179
- Fire rated for use on timber and steel doors
- 1 Locking point
- **Finishes:** silver; black, white
- **Plated finishes:** stainless steel effect, brass effect

Code	Finish
D PB010110 297	Silver



Exidor 400/401 Touch Bar Panic Latch

- 400 Touch bar panic latch for doors up to 900mm wide
- 401 Touch bar panic latch for doors up to 1200mm wide
- Surface mounted touch bar panic latch for wooden or steel, single and double door applications
- Simply pushing the touch bar provides safe and speedy exit in panic situations, whilst the patented lip prevents accidental jamming
- Non-handed
- UKCA / CE Marked for safety
- Deadlocking latch bolt
- Certifire EN1125
- **Finishes:** silver; white with green touch bar and black with green touch bar

	Code	Finish
E	PB090070 401 Touch Bar	Silver



Exidor 402 & 403 Touch Bar

- 402 Touch bar panic latch for doors up to 900mm wide
- 403 Touch bar panic latch for doors up to 1200mm wide
- Surface mounted touch bar panic bolt for wooden or steel, single and double door applications
- The vertical Pullman latches offer increased security, whilst the patented lip prevents accidental jamming of the touch bar
- Non-handed
- Certifire EN1125
- UKCA / CE Marked for safety
- **Finishes:** silver; white with green touch bar and black with green touch bar

	Code	Finish
F	PB090080 402 Touch Bar	Silver



Single Point Push Pad Latch

- For use on a single door (timber or metal) or the active leaf of a pair of rebated doors
- Mechanism and push pad with photoluminescent insert
- Standard devices suit doors up to 2585mm high
- Supplied with strikers for timber or metal doors as standard - strikers for UPVC available separately
- Available with hold-back facility, however this should not be used on fire/smoke door assemblies, only for escape doors
- Micro-switch can be fitted in the mechanism. This allows the door to be fitted to equipment that monitors the door status. If required please state when ordering
- Certifire approved 90 minutes. UKCA / CE Marked
- **Finishes:** silver; white, black, satin stainless steel plated, polished stainless steel plated, polished brass plated

	Code	Finish
G	PB004075 PH352	Black



Three Point Push Pad Latch

- For use on a single door (timber; metal or UPVC) or the active leaf of a pair of rebated doors
- Mechanism, covered connecting rods, horizontal latching pullman latches at the top and bottom and a push pad with photoluminescent insert
- Standard devices suit doors up to 2585mm high
- Longer rods are available for doors up to 3150mm high
- Supplied with strikers for timber or metal doors as standard - strikers for UPVC available separately
- Micro-switch can be fitted in the mechanism. If required please state when ordering
- Certifire approved 90 minutes. UKCA / CE Marked
- **Finishes:** silver; white, black, satin stainless steel plated, polished stainless steel plated, polished brass plated

	Code	Finish
H	PB004080 PH358	Black



Push Bar Panic Latch 1 Point Locking

- For single and double door applications
- The unit is operated by a thrust of the cross bar to give a speedy exit in panic situations. For situations that require the panic latch to be linked to a monitoring or alarm system, a microswitch can be fitted in the passive unit. The microswitch closes/opens an electrical circuit when the cross bar is operated
- Non-handed, surface mounted
- Certifire EN1125
- UKCA / CE Marked for safety
- Slimline 38mm wide footprint
- Suitable for doors with narrow stiles
- **Finishes:** silver; white with green cross bar; black with red cross bar

	Code		Finish
A	PBI10085	501-B For UPVC Doors	White/Green



Push Pad Panic Latch 1 Point Locking

- Surface mounted rim latch for single and double doors
- The slimline 38mm wide footprint makes it particularly suitable for use on doors with narrow stiles. Simply depressing the pad provides safe and speedy exit in the event of an emergency, whilst maintaining security against intrusion
- Non-handed, surface mounted
- Certifire EN179
- UKCA / CE Marked for safety
- **Finishes:** silver; white with green cross bar; black with red cross bar

	Code		Finish
B	PBI10020	501-P For Aluminium Doors	Silver



Push Bar Panic Bolt 2 Point Locking

- Panic bolt for single and double door applications
- Standard automatic top trip. The main body is fitted with an anti-thrust device, which prevents leverage of both the top and bottom shoot bolts from their sockets
- Can be linked to a monitoring or alarm system
- Non-handed, surface mounted
- UKCA / CE Marked for safety
- Certifire EN1125
- Suitable for doors with narrow stiles
- **Finishes:** silver; white with green cross bar; black with red cross bar

	Code		Finish
C	PBI10040	502A-B For UPVC Doors	Silver
	PBI10030	502A-B For Aluminium Doors	Silver




Push Bar Panic Bolt 2 Point Locking

- Panic bolt for single and double door applications
- Standard automatic top trip. The main body is fitted with an anti-thrust device, which prevents leverage of both the top and bottom shoot bolts from their sockets
- Can be linked to a monitoring or alarm system
- Non-handed, surface mounted
- UKCA / CE Marked for safety
- Certifire EN1125
- Suitable for doors with narrow stiles
- **Finishes:** silver; white with green cross bar; black with red cross bar

	Code		Finish
	PBI10055	503A-B For UPVC Doors	Silver
D	PBI10050	503A-B For Aluminium Doors	Silver




Mechanical



Electronic + Smart



Locker Solutions



Door Controllers

Founded in 1991, CodeLocks' products are widely available for both commercial and domestic use, including stylish push-button mechanical locks, digital electronic locks, KitLock locker locks and smart solutions, which are easy for users to manage and operate using a keypad, card and smartphone.





Paddle Handle - Push

- Designed for simple push operation as an alternative to a lever handle
- Handed product - please specify left hand or right hand when ordering
- Suitable for use on aluminium and steel doors
- Supplied with reversible cam
- Mounting plate available for timber doors
- Will suit door thicknesses from 44.5mm to 80mm
- Tested in excess of 1 million cycles
- Comes with a 3 year guarantee

	Code		Finish
A	LA120040	Handed - Specify When Ordering	Silver



Paddle Handle - Pull

- Designed for simple pull operation as an alternative to a lever handle
- Handed product - please specify left hand or right hand when ordering
- Suitable for use on aluminium and steel doors
- Supplied with reversible cam
- Mounting plate available for timber doors
- Will suit door thicknesses from 44.5mm to 80mm
- Tested in excess of 1 million cycles
- Comes with a 3 year guarantee

	Code		Finish
B	LA120050	Handed - Specify When Ordering	Silver



200-300 Series Knob With Euro Cylinder

- Exidor 302EC is supplied with 3 keys and has the advantage that a master keyed 40mm euro profile cylinder can be used
- Suitable for use with the Exidor 200 & 300 series bolts and latches, the Exidor 302 offers access from the outside of the door
- Non-handed
- Fire rated for use on timber and steel doors
- Surface mounted on the outside of the door using concealed machine screws
- Supplied as standard for doors up to 45mm thick
- Longer spindles and screws are available on request for door thicknesses over 45mm

	Code		Finish
C	PB010135	302EC	Silver



Exidor 322EC Outside Access Device

- Lever operated outside access device that meets the dimensional requirements of BS8300 and approved Document "M" (DDA)
- Supplied with 3 keys
- Master keyed 45mm euro profile cylinder can be used
- Non-handed
- Surface mounted on the outside of the door using three concealed machine screws
- Same fixing points as the 302 OAD – easy retro fit
- Supplied as standard for doors up to 55mm thick
- Longer spindles available on request
- **Finishes:** silver, black, white

	Code		Finish
D	PB010138	322EC Lever	Silver



525EC Outside Access Device

- Exidor 525EC is supplied with a 45mm euro profile cylinder and 3 keys
- Suitable for use with Exidor 500 series bolts and latches, the 525EC offers access from the outside of the door. The lever is also fully interchangeable with the alternative knob operator
- Non-handed
- Lever meets the dimensional requirements of BS8300
- Key retention model and keyed alike also available
- Surface mounted on the outside of the door using concealed machine screws
- Supplied as standard for doors up to 62mm thick

	Code	Finish
E	PB015065 525EC	Silver



Outside Access Device

- The device works with all of our push bar, push pad and touch bar devices where access is required from the outside
- The internal panic or emergency exit hardware always overrides the outside locking status to allow safe egress
- Comes complete with a 40mm single euro cylinder
- The standard spindle supplied suits doors up to 100mm thick and can be cut to size required
- The device bolts through the door and allows the outside access device and the internal panic mechanism to bolt together securely
- Keyed alike and high security versions are available

	Code	Finish
F	PB004057 PH361	Silver



CL500 PK for use with Exidor

- Heavy duty mechanical lock with large full size lever handles, allowing use as the primary lock on doors
- The outside lever will retract the latch freely until disabled
- Code free access option
- Ball shape knob available
- Suitable for internal and external use
- Tumbler alignment for easy code change
- Large three coil lever return spring suitable for high traffic use
- Neoprene seals included
- **Finishes:** stainless steel, polished brass

	Code	Finish
G	XC010105 CL500 PK	Stainless Steel



Quick Code Push Button Outside Unit For Panic Hardware

- Exidor CL3 push button unit is a PVD coated outside access device
- Easy code change facility which allows the code to be changed without removing it from the door
- Suitable for use with the 296, 297, 305, 306 and all panic and emergency exit devices in the 400 and 500 series
- Non handed, reversible safety lever
- Surface mounted using concealed screws
- Clutch protection on the outside lever
- Supplied with spindles for doors 35mm-60mm thick
- **Finishes:** stainless steel, brass

	Code	Finish
H	PB015015 CL3	Stainless Steel



Pear Drop Casement Stay

- Supplied with matching SS wood screws
- **Sizes:** 200mm, 250mm, 300mm
- **Finishes:** polished brass, polished chrome, satin chrome, handmade black, black, handmade pewter, antique pewter, beeswax

	Code	Size	Finish
A	OBI190970	200mm	Beeswax
B	TT000210	250mm	Polished Chrome



Pear Drop Casement Fastener

- Reversible design, includes a mortice plate
- Some finishes supplied with a hook plate, others sold separately, please check when ordering
- **Finishes:** polished brass, polished chrome, handmade black, black, handmade pewter, antique pewter, handmade beeswax

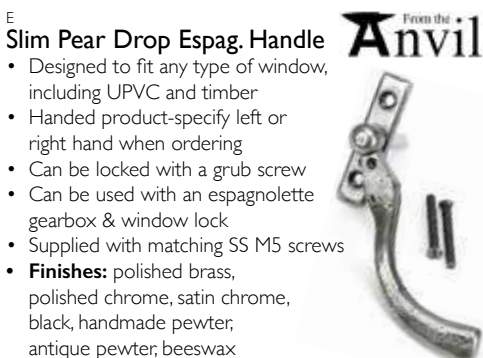
	Code		Finish
C	TT001765	Reversible	Polished Brass



Pear Drop Locking Night Vent Fastener

- Can be locked in the open position
- Handed product-specify left or right hand when ordering
- **Finishes:** polished brass, polished chrome, satin chrome, black, handmade pewter, antique pewter, beeswax

	Code		Finish
D	TT018247	Right Hand	Satin Chrome



Slim Pear Drop Espag. Handle

- Designed to fit any type of window, including UPVC and timber
- Handed product-specify left or right hand when ordering
- Can be locked with a grub screw
- Can be used with an espagnolette gearbox & window lock
- Supplied with matching SS M5 screws
- **Finishes:** polished brass, polished chrome, satin chrome, black, handmade pewter, antique pewter, beeswax

	Code		Finish
E	TT001290	Right Hand	Handmade Pewter



Monkey Tail Casement Stay

- Supplied with matching SS wood screws
- **Sizes:** 200mm, 250mm, 300mm
- **Finishes:** polished brass, aged brass, handmade black, black, handmade pewter; antique pewter; beeswax

	Code	Size	Finish
F	OE100420	200mm	Antique Pewter
G	OE024166	300mm	Handmade Black



Monkey Tail Locking Night-Vent Fastener

- Handed product-specify left or right hand when ordering. From the inside view, if your window is hinged on the left then a left-hand fastener is required
- The handle is night venting and can be locked in the open position as well as the closed position
- Locking mechanism by way of a grub screw
- Supplied with matching SS wood screws
- **Finishes:** black, handmade pewter; beeswax

	Code		Finish
H	OBI90610	Left Hand	Beeswax



Monkey Tail Casement Fastener

- Reversible design, includes a mortice plate
- Some finishes supplied with a hook plate, others sold separately, please check when ordering
- **Finishes:** polished brass, aged brass, black, handmade pewter; antique pewter; beeswax

	Code		Finish
I	OBI92850	Reversible	Aged Brass



Monkey Tail Espag. Handle

- Designed to fit any type of window, including UPVC and timber
- Handed product-specify left or right hand when ordering
- Can be locked by way of a grub screw
- Can be used with an espag, gearbox & window lock
- Supplied with matching SS M5 screws
- **Finishes:** polished brass, black, handmade pewter; antique pewter; beeswax

	Code		Finish
J	TT001080	Left Hand - Slim	Polished Brass
K	OE100750	Right Hand	Handmade Pewter



Shepherd's Crook Casement Stay

- Supplied with matching SS wood screws
- **Sizes:** 200mm, 250mm, 300mm
- **Finishes:** black, handmade pewter; beeswax

	Code	Size	Finish
A	OE027770	250mm	Black
B	OBI191950	300mm	Beeswax



Shepherd's Crook Locking Casement Fastener

- Handed product-specify left or right hand when ordering. From the inside view, if your window is hinged on the left then a left-hand fastener is required
- Includes a mortice plate and hook plate
- Locking mechanism by way of a grub screw
- Supplied with matching SS wood screws
- **Finishes:** black, handmade pewter; beeswax

	Code		Finish
C	OEI01390	Right Hand	Handmade Pewter



Shepherd's Crook Casement Fastener

- Reversible design and includes a mortice plate, hook plate available separately
- Supplied with matching SS wood screws
- **Finishes:** black, handmade pewter; beeswax

	Code	Overall Length	Finish
D	OEI01490	130mm	Handmade Pewter



Shepherd's Crook Espag Handle

- Designed to fit any type of window, including UPVC and timber
- Handed product-specify left or right hand when ordering. From the inside view, if your window is hinged on the left then a left-hand fastener is required
- Can be locked by way of a grub screw
- Can be used with an espag, gearbox & window lock
- Supplied with matching SS M5 screws
- **Finishes:** black, handmade pewter

	Code		Finish
E	OE027750	Left Hand	Black



From the
Anvil



Hinton Casement Stay

- The weighty Hinton window stay is forged from solid brass which emphasises the high quality materials and manufacturing techniques used. A perfect design choice to use throughout your property with many other matching products available
- Supplied with matching SS wood screws
- **Sizes:** 220mm, 267mm, 308mm
- **Finishes:** polished brass, aged brass, polished nickel, polished chrome, aged bronze, polished bronze

	Code	Size	Finish
F	TT017489	220mm	Polished Chrome
G	TT017500	308mm	Polished Bronze



From the
Anvil

Hinton Night-Vent Locking Fastener

- Reversible design and includes two keep plates for both left and right handed windows
- The handle is night venting and can be locked in the open position as well as the closed position
- Locking mechanism by way of a grub screw
- Supplied with matching SS wood screws
- **Finishes:** polished brass, aged brass, polished nickel, polished chrome, aged bronze, polished bronze

	Code	Handle Length	Overall Length	Finish
H	TT017473	132mm	148mm	Polished Nickel



From the
Anvil

Hinton Locking Casement Fastener

- Reversible design and includes a mortice plate and hook plate, with matching SS wood screws
- Locking mechanism by way of a grub screw
- **Finishes:** aged brass, polished nickel, polished chrome, aged bronze, polished bronze

	Code	Handle Length	Overall Length	Finish
I	TT017466	106mm	128mm	Aged Brass



From the
Anvil

Hinton Espag.

- Designed to fit any type of window, including UPVC and timber
- Handed product-specify left or right hand when ordering. From the inside view, if your window is hinged on the left then a left-hand fastener is required
- Can be locked by way of a grub screw
- Can be used with an espag, gearbox & window lock
- Supplied with matching SS M5 screws
- **Finishes:** polished brass, aged brass, polished nickel, polished chrome, aged bronze, polished bronze

	Code	Handle Length	Overall Length	Finish
J	TT017483	142mm LH	170mm	Aged Bronze



Newbury Casement Stay

- The heavy Newbury window fittings are forged from solid brass which emphasises the high quality materials and manufacturing techniques used. A perfect design choice to use throughout your property with many other matching products available
- Supplied with matching SS wood screws
- **Sizes:** 220mm, 267mm, 308mm
- **Finishes:** polished brass, aged brass, polished nickel, polished chrome, aged bronze, polished bronze

	Code	Size	Finish
A	TT004020	267mm	Polished Bronze
B	TT003390	308mm	Polished Chrome



Newbury Espag.

- Designed to fit any type of window, including UPVC and timber due to its slim fixing plate
- Can be matched with the Newbury stays and door handles in the range
- Handed product-specify left or right hand when ordering. From the inside view, if your window is hinged on the left then a left-hand fastener is required
- Can be locked by way of a grub screw
- Can be used with an espag. gearbox & window lock
- Supplied with matching SS M5 screws
- **Finishes:** polished brass, aged brass, polished nickel, polished chrome, aged bronze, polished bronze

	Code	Handle Length	Overall Length	Finish
C	TT003340	142mm LH	170mm	Aged Brass



Newbury Locking Fastener

- Reversible design and includes mortice and hook plates for different fitting options
- The locking mechanism operates by way of grub screw
- Suitable for use with weather-stripped windows
- Supplied with matching SS wood screws

	Code	Handle Length	Overall Length	Finish
	TT003325	105mm	128mm	Aged Brass
D	TT003395	105mm	128mm	Polished Nickel
	TT003360	105mm	128mm	Polished Chrome
	TT000830	105mm	128mm	Aged Bronze
	TT003995	105mm	128mm	Polished Bronze



Newbury Night-Vent Locking Fastener

- The handle is night venting and can be locked in the open position as well as the closed position allowing some ventilation
- The locking mechanism operates by way of grub screw
- Suitable for use with weather-stripped windows
- Supplied with matching SS wood screws

	Code	Handle Length	Overall Length	Finish
	TT003330	132mm	148mm	Aged Brass
	TT003400	132mm	148mm	Polished Nickel
	TT003365	132mm	148mm	Polished Chrome
E	TT003430	132mm	148mm	Aged Bronze
	TT004000	132mm	148mm	Polished Bronze



Reeded Casement Stay

- The weighty Reeded stay is forged from solid brass. The reeded part of the handle highlights all of the hand finishing that is carried out in Anvils' factory. A perfect design choice to use throughout your property with many other matching products available
- Supplied with matching SS wood screws
- **Sizes:** 220mm, 267mm, 308mm
- **Finishes:** polished brass, aged brass, polished nickel, polished chrome, aged bronze, polished bronze

	Code	Size	Finish
F	TT003080	220mm	Polished Chrome
G	TT002495	308mm	Aged Brass



Reeded Espag.

- Designed to fit any type of window, including UPVC and timber due to its slim fixing plate
- Can be matched with the Reeded stays and door handles in the range
- Handed product-specify left or right hand when ordering. From the inside view, if your window is hinged on the left then a left-hand fastener is required
- Can be locked by way of a grub screw
- Can be used with an espag gearbox & window lock
- Supplied with matching SS M5 screws
- **Finishes:** polished brass, aged brass, polished nickel, polished chrome, aged bronze, polished bronze

	Code	Handle Length	Overall Length	Finish
H	TT000535	142mm LH	170mm	Polished Nickel



Reeded Locking Fastener

- Features a reversible design and includes both mortice and hook plates for different fitting options
- Locking mechanism operates by way of grub screw
- Suitable for use with weather-stripped windows
- Supplied with matching SS wood screws

	Code	Handle Length	Overall Length	Finish
	TT002515	105mm	128mm	Aged Brass
	TT002520	105mm	128mm	Polished Nickel
	TT000715	105mm	128mm	Polished Chrome
I	TT002635	105mm	128mm	Aged Bronze
	TT003960	105mm	128mm	Polished Bronze



Reeded Night-Vent Locking Fastener

- The handle is night venting and can be locked in the open position as well as the closed position allowing some ventilation
- This reversible design includes a single keep plate suitable for both left and right handed windows
- Suitable for use with weather-stripped windows
- Supplied with matching SS wood screws

	Code	Handle Length	Overall Length	Finish
	TT000520	132mm	148mm	Aged Brass
	TT000525	132mm	148mm	Polished Nickel
	TT003065	132mm	148mm	Polished Chrome
	TT000630	132mm	148mm	Aged Bronze
J	TT003945	132mm	148mm	Polished Bronze



Avon Casement Stay

- The simple Avon design is both contemporary and traditional, fitting into all settings. This four sided design is created by hand with a series of hammer blows
- Supplied with matching SS wood screws
- **Sizes:** 220mm, 267mm, 308mm
- **Finishes:** polished brass, aged brass, polished nickel, polished chrome, aged bronze, polished bronze, beeswax, pewter, black

	Code	Size	Finish
A	TT018700	220mm	Aged Bronze
B	TT017642	308mm	Polished Nickel



Avon Espag.

- Suitable for UPVC and timber
- Reversible, for both left and right handed windows
- Can be locked by way of a grub screw
- Can be used with an espagnolette gearbox & window lock
- Supplied with matching SS M5 screws
- **Finishes:** polished brass, aged brass, polished nickel, polished chrome, aged bronze, polished bronze, beeswax, pewter, black

	Code	Handle Length	Overall Length	Finish
C	TT003140	142mm	170mm	Black



Avon Locking Fastener

- Reversible design and includes mortice and hook plates for different fitting options
- The fastener has a locking mechanism by the way of a grub screw
- Suitable for use with weather-stripped windows.
- Supplied with matching SS wood screws
- **Finishes:** aged brass, polished nickel, polished chrome, aged bronze, polished bronze, beeswax, pewter, black

	Code	Handle Length	Overall Length	Finish
D	TT017626	106mm	128mm	Polished Chrome



Avon Night-Vent Locking Fastener

- The handle is night venting and can be locked in the open position as well as the closed position
- Reversible design and includes two keep plates for both left and right handed windows
- Supplied with matching SS wood screws
- **Finishes:** aged brass, polished nickel, polished chrome, aged bronze, polished bronze, beeswax, pewter, black

	Code	Handle Length	Overall Length	Finish
E	TT018377	132mm	148mm	Polished Bronze



Sash Hook Fasteners

- A stylish hook fastener used to secure your sash window
- A simple design to compliment a wide variety of Anvils' blacksmith door and cabinet furniture in the range
- Thin fixing keep ideal for use on a narrow top rail
- Locking mechanism by way of a grub screw
- Supplied with matching SS wood screws

	Code	Size	Finish
F	OE028840	64 x 19mm/64 x 11mm	Black
	OE102080	64 x 19mm/64 x 11mm	Pewter
	OBI93040	64 x 19mm/64 x 11mm	Beeswax



Prestbury Sash Hook Fasteners

- Prestbury hook fastener used to secure your sash window
- Designed to match the Prestbury door and cabinet furniture in the range
- Thin fixing keep, ideal for use on a narrow top rail
- Locking mechanism by way of a grub screw
- Supplied with matching SS wood screws
- **Finishes:** polished brass, aged brass, polished nickel, polished chrome, satin chrome, aged bronze

	Code	Size	Finish
G	TT018393	64 x 19mm/64 x 11mm	Satin Chrome



Beehive Sash Hook Fasteners

- Beehive hook fastener used to secure your sash window
- Designed to match the beehive door and cabinet furniture in the range
- Thin fixing keep ideal for use on a narrow top rail
- Locking mechanism by way of a grub screw
- Supplied with matching SS wood screws
- **Finishes:** polished brass, aged brass, polished nickel, polished chrome, satin chrome, aged bronze

	Code	Size	Finish
H	TT018389	64 x 19mm/64 x 11mm	Polished Nickel



Brighton Sash Fastener

- Brighton pattern sash window sprung fastener; a classic method of fastening and locking sliding sash windows
- To lock, pull the sprung toggle arm down and screw the knob into the keep. To unlock, unscrew the knob and the arm will automatically flip up to the vertical position allowing ample clearance between the moving sash windows
- Comes with a 10 year mechanical guarantee
- **Finishes:** polished brass, polished chrome, satin chrome, satin nickel

	Code	Size	Finish
I	OB240290	57 x 20mm	Polished Brass



Sash Lifts

	Code	Size	Finish
	OE028830	48 x 18mm	Black
A	OE102070	48 x 18mm	Pewter
	OBI93030	48 x 18mm	Beeswax



Grooved Sash Window Lifts

- Solid brass

	Code	Size	Finish
B	OB240250	53 x 48mm	Polished Brass
	OB240270	53 x 48mm	Polished Chrome
	OB240260	53 x 48mm	Satin Chrome
	OB298050	53 x 48mm	Satin Nickel



Sash Lifts

- Fitted to the bottom of a sash window and usually in pairs to assist the lifting and closing of the bottom sash
- Sold in singles
- Supplied with matching SS wood screws
- **Finishes:** polished brass, aged brass, polished nickel, polished chrome, satin chrome, aged bronze

	Code	Size	Finish
C	TT002475	51mm x 18mm	Polished Chrome



Sash Window Lifts

- Solid brass

	Code	Size	Finish
D	OB090770	50 x 45mm	Polished Brass
	OB298010	50 x 45mm	Polished Chrome
	OB298020	50 x 45mm	Satin Chrome



Brass Wheel Sash Pulley

- Sash window axle pulleys are used in traditional rise and fall sash windows to carry the cord attached to the window counter balance sash weight
- Typically you will find four in any sash window, two for the top sash and two for the bottom sash
- Comes with a 10 year mechanical guarantee
- Suitable for domestic use

	Code	Forend	Body	Pulley
E	OB240570	119 x 25mm	76 x 37mm	42mm
F	OB240580	127 x 28mm	83 x 52mm	50mm



m.marcus

DOOR HARDWARE



CABINET HARDWARE



WIRING ACCESSORIES



WINDOW HARDWARE COLLECTION

80 years of specialist knowledge and expertise reflected in our timeless designs and extraordinary finishes.

Heritage Brass®

SOLID BRASS HARDWARE

www.m-marcus.com

A



Sash Handles

- Solid brass

	Code	Size	Finish
	OB090740	102mm	Polished Brass
	OB090755	102mm	Polished Chrome
A	OB090750	102mm	Satin Chrome
	OB090760	152mm	Polished Brass
	OB090767	152mm	Polished Chrome
	OB090765	152mm	Satin Chrome

B



Sash Window Stops

- 2 Stops & 2 ferrules supplied with a key

	Code	Size	Finish
B	OB298120	25 x 16mm	Polished Brass
	OB298130	25 x 16mm	Polished Chrome
	OB298140	25 x 16mm	Satin Chrome
	OB298150	25 x 16mm	Satin Nickel

C



Ring Sash Lifts

- Solid brass
- **Horizontal finishes:** polished brass, polished chrome, satin chrome
- **Vertical finishes:** polished brass

	Code	Size	Finish
C	OB298070	Horizontal Fix 44 x 12mm	Satin Chrome
D	OB090820	Vertical Fix 44 x 12mm	Polished Brass

E



Quadrant Sash Fasteners

- Solid brass

	Code	Size	Finish
	OB240150	70 x 20mm	Polished Brass
E	OB240160	70 x 20mm	Polished Chrome
	OB240170	70 x 20mm	Satin Chrome
	OB298100	70 x 20mm	Satin Nickel

F



Fitch Pattern Sash Fasteners

- Solid brass
- Non-locking available

	Code	Size	Finish
F	OB098500	64 x 25mm	Locking Polished Brass
	OB098520	64 x 25mm	Locking Polished Chrome
	OB098510	64 x 25mm	Locking Satin Chrome



Extensive range of Sash Window hardware available in over 30 finishes.

www.frankallart.com



Victorian Casement Stays

- Solid brass
- A classic Victorian casement stay design, with the popular spoon shaped handle, giving a very ergonomic feel
- Robust window casement stay for timber windows
- Comes with a 10 year mechanical guarantee

	Code	Size	Finish
G	OB090280	210mm	Polished Brass
	OB093247	210mm	Polished Chrome
	OB094088	210mm	Satin Chrome
	OB091420	270mm	Polished Brass
H	OB093250	270mm	Polished Chrome
	OB094090	270mm	Satin Chrome
	OB091430	300mm	Polished Brass
	OB093260	300mm	Polished Chrome
I	OB094100	300mm	Satin Chrome



Casement Fasteners

- Solid brass
- A plain spoon ended pivot-reversing non-locking casement fastener
- One of the most commonly used fasteners for traditional timber windows
- Comes with both a mortice and a hook plate
- Reversible
- Not suitable for use on weather stripped windows
- Comes with a 10 year mechanical guarantee

	Code	Backplate Size	Finish
J	OB091440	57 x 13mm	Polished Brass
K	OB093240	57 x 13mm	Polished Chrome
	OB094110	57 x 13mm	Satin Chrome



Wedge Pattern Casement Fasteners

- Solid brass
- Not suitable for weather stripped windows
- **Finishes:** polished brass, polished chrome, satin chrome

	Code	Backplate Size	Finish
L	OW010320	57 x 13mm	Polished Brass



Locking Wedge Pattern Casement Fastener

- Solid brass
- Not suitable for weather stripped windows
- **Finishes:** polished brass, polished chrome, satin chrome

	Code	Backplate Size	Finish
M	OW010290	57 x 13mm	Satin Chrome



Bulb End Casement Stay

- Solid brass
- Robust window casement stay for timber windows
- Features a bulb-end design to the tip
- Comes with a 10 year mechanical guarantee

	Code	Size	Finish
	OW010130	203mm	Polished Brass
A	OW010070	203mm	Polished Chrome
	OW010100	203mm	Satin Chrome
	OW010150	253mm	Polished Brass
	OW010080	253mm	Polished Chrome
B	OW010110	253mm	Satin Chrome
C	OW010160	305mm	Polished Brass
	OW010090	305mm	Polished Chrome
	OW010120	305mm	Satin Chrome



Bulb End Casement Fastener

- Solid brass
- Comes with both a mortice and a hook plate

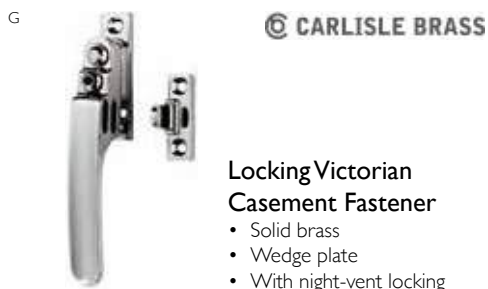
	Code	Size	Finish
D	OW010020	98mm	Polished Brass
	OW010030	98mm	Polished Chrome
E	OW010050	98mm	Satin Chrome



Locking Casement Fastener

- Solid brass
- Wedge plate
- Suitable for weather stripped windows

	Code	Backplate Size	Finish
	OW010260	60 x 16mm	Polished Brass
	OW010250	60 x 16mm	Polished Chrome
F	OW010240	60 x 16mm	Satin Chrome



Locking Victorian Casement Fastener

- Solid brass
- Wedge plate
- With night-vent locking

	Code	Backplate Size	Finish
	OW010315	60 x 16mm	Polished Brass
G	OW010310	60 x 16mm	Polished Chrome
	OW010317	60 x 16mm	Satin Chrome

H

CARLISLE BRASS



Victorian Sliding Casement Stay

- Solid brass
- Screw down pattern casement stay is normally used to restrict the opening of windows. It can be secured in any position by screwing down the knob which clamps the arm
- Comes with a 10 year mechanical guarantee

	Code	Size	Finish
H	OB090230	254mm	Polished Brass

I

CARLISLE BRASS



Roller Arm Stay

- Solid brass
- Used to restrict the opening of light to medium weight bottom hung fan light windows and side hung windows
- Fitted with a brass roller ensuring longevity
- Comes with a 10 year mechanical guarantee

	Code	Size	Finish
	OB298360	157mm	Polished Brass
I	OB298370	157mm	Polished Chrome
	OB298380	157mm	Satin Chrome

J

**FRELAN
HARDWARE**



Locking Window Stays

	Code	Size	Finish
	OA010700	250mm	White
J	OA010710	250mm	Polished Brass
	OA010750	250mm	Polished Chrome
	OA015000	250mm	Satin Chrome

K

**FRELAN
HARDWARE**



Locking Window Fastener

	Code	Size	Finish
	OA010720	124mm	White
	OA010740	124mm	Polished Brass
K	OA010760	124mm	Polished Chrome
	OA015010	124mm	Satin Chrome

Quadrant Arm Stay

- Solid brass
- The quadrant arm window stay is generally used to restrict the opening of bottom hung fan light or casement windows
- When fitted the quadrant stays will only allow the window to open a fixed safe distance
- Comes with a 10 year mechanical guarantee
- Sold as a pair

	Code	Size	Finish
	OB250060	150 mm	Polished Brass
L	OB250070	150 mm	Polished Chrome
	OB250050	150 mm	Satin Chrome

L

CARLISLE BRASS





Cockspur Window Handle

- 9mm Step height, supplied with 4 & 8mm pack piece allowing heights of 9, 13, 17 or 21mm
- Backplate dimensions: 77 x 16mm



	Code		Finish
	LU040700	Right Hand	White
	LU040710	Left Hand	White
A	LU040750	Right Hand	Polished Chrome
	LU040760	Left Hand	Polished Chrome
B	LU040770	Right Hand	Satin Chrome
	LU040780	Left Hand	Satin Chrome
	LU040720	Right Hand	Polished Gold
	LU040730	Left Hand	Polished Gold
	LU040704	Right Hand	Black
	LU040702	Left Hand	Black

UPVC Espagnolette Window Handles Inline

- Supplied with 5 spindles, measuring 10mm, 15mm, 30mm, 43mm and 55mm
- Supplied with 1 key and quick-cut retaining bolts
- Built-in 90° stop to prevent excessive force on the espagnolette gearbox
- High quality zinc die cast construction
- Croppable screws

	Code		Finish
C	LU040600	Inline	White
D	LU040620	Inline	Polished Chrome
	LU040790	Inline	Satin Chrome
	LU040610	Inline	Polished Gold
	LU040630	Inline	Black



UPVC Espagnolette Window Handles Offset

- Supplied with 5 spindles, measuring 10mm, 15mm, 30mm, 43mm and 55mm
- Supplied with 1 key and quick-cut retaining bolts
- Built-in 90° stop to prevent excessive force on the espagnolette gearbox
- High quality zinc die cast construction
- Croppable screws



	Code		Finish
	LU040500	Right Hand	White
	LU040510	Left Hand	White
	LU040520	Right Hand	Polished Chrome
E	LU040530	Left Hand	Polished Chrome
	LU040505	Right Hand	Satin Chrome
	LU040515	Left Hand	Satin Chrome
	LU040560	Right Hand	Polished Gold
F	LU040570	Left Hand	Polished Gold
	LU040540	Right Hand	Black
G	LU040550	Left Hand	Black

H



CARLISLE BRASS

Locking Casement Stay Pin

- Solid brass
- For use with Victorian or bulb end casement stays
- Complete with key
- **Finishes:** polished brass, polished chrome, satin chrome, satin nickel, matt black, florentine bronze

	Code	Plate Size	Finish
H	OW010220	40 x 15mm	Polished Brass

J

VERSA
SECURITY HARDWARE



Multi Point Window Locks

- A unique replacement espag. system that can be cropped between 400mm and 1000mm and converted from inline to offset by simply removing the packer piece
- Available in 21mm or 25mm backsets. Available in 13mm (slimline) or 16mm (standard) faceplate widths
- Espag. faceplate can be cropped below 400mm on one side where the espag. is to be used as a replacement for a reach mechanism

	Code		Face Plate	Backset
J	LU040170	Inline/Offset	13mm	21mm
	LU040180	Inline/Offset	13mm	25mm
	LU040150	Inline/Offset	16mm	21mm
	LU040160	Inline/Offset	16mm	25mm

I

CARLISLE BRASS



Fanlight Catch

- Solid brass
- Supplied with staple & plate

	Code	Size	Finish
	OB250200	45 x 45mm	Polished Brass
I	OB250180	45 x 45mm	Polished Chrome
	OB250190	45 x 45mm	Satin Chrome



WA012040

SECUREFAST
-CORP

Sliplock Cable Window Restrictor

The Sliplock Cable Window Restrictor is perfect for the home, public buildings and commercial environments.

- Frame unit is fixed securely to the frame giving restriction by length of cable and positioning on the frame
- Features a dedicated key to release the locking case
- Classified as child safety restrictor due to limited opening
- Option of key or push button operation

Window Restrictors | Page 23 |



CARLISLE BRASS

Heavy Duty Hat & Coat Hook

- Solid brass
- A heavyweight version of the conventional Victorian style, noticeably heavier and chunkier than standard hat coat hooks
- The 4 hole fixing on the backplate ensures a solid fitting

	Code	Size	Finish
A	OB240090	141mm	Polished Brass
	OB240100	141mm	Polished Chrome
	OB240110	141mm	Satin Chrome



CARLISLE BRASS

Hat & Coat Hook

- Solid brass

	Code	Size	Finish
	OB090710	136.5mm	Polished Brass
B	OB090718	136.5mm	Polished Chrome
	OB090715	136.5mm	Satin Chrome



CARLISLE BRASS

Single Robe Hook

- Solid brass

	Code	Size	Finish
	OB093630	46mm	Polished Brass
C	OB095325	46mm	Polished Chrome
	OB095320	46mm	Satin Chrome



CARLISLE BRASS

Double Robe Hook

- Solid brass

	Code	Size	Finish
	OB095698	55mm	Polished Brass
D	OB095690	55mm	Polished Chrome
	OB095695	55mm	Satin Chrome



CARLISLE BRASS

Flat Coat Hook

- Flat aluminium coat hook, smooth radius corners with 2 fixing points for a secure fitting

	Code	Size	Finish
E	OC040144	70 x 20mm	Satin Aluminium



CARLISLE BRASS

Flat Hat & Coat Hook


	Code	Size	Finish
	OC040146	178 x 20mm	Polished Stainless Steel
F	OC040147	178 x 20mm	Stainless Steel



Coat Hook / Hat & Coat Hook

- Single coat hook or hat and coat hook
- Can be used as a single item or grouped together in the same size or differing sizes to create a feature
- Match with any Anvil lever handles to create a matching theme on your internal doors
- Supplied with matching SS wood screws
- **Finishes:** polished brass, aged brass, polished nickel, polished chrome, satin chrome, aged bronze, polished bronze, black, natural smooth, beeswax

	Code	Fixing Plate	Height	Projection	Finish
G	TT001625	48 x 38mm	58mm	70mm	Polished Brass
H	OBI93310	48 x 38mm	165mm	86mm	Natural Smooth



Stable Coat Rack

- Natural smooth acorn styled coat hooks mounted on a solid wooden back board with hidden fixing plates

	Code	Size	Finish
K	OBI93190	900 x 90mm	Olive Green



Fleur De Lys Coat Hook

- Can be used as a single item or grouped together to create a feature
- Match with any Anvil lever handles to create a matching theme on your internal doors
- Supplied with matching SS wood screws
- **Finishes:** black, pewter, beeswax

	Code	Size	Finish
I	OBI90290	114mm	Beeswax



Gothic Coat Hook

- Can be used as a single item or grouped together to create a feature
- Match with any Anvil lever handles to create a matching theme on your internal doors
- Supplied with matching SS wood screws
- **Finishes:** black, pewter, beeswax

	Code	Size	Finish
J	OE027790	119mm	Black



Cottage Coat Rack

- Hand forged & beeswaxed gothic coat hooks mounted on a solid wooden back board with hidden fixing plates

	Code	Size	Finish
	OBI93250	900 x 90mm	Olive Green
L	OBI93240	900 x 90mm	Timber

Hooks



Cabin Hooks

- Ideal for safely holding open doors and windows. Most commonly used on external patio or French doors, they can also be used to secure shutters in place or keep cupboard doors closed
- **Sizes:** 100mm, 150mm, 200mm, 250mm, 300mm, 350mm, 400mm, 450mm
- **Finishes:** black, pewter; external beeswax

	Code	Size	Finish
A	TT018139	300mm	External Beeswax



Brass Cabin Hooks Silent Pattern

- **Sizes:** 102mm, 152mm, 202mm, 254mm, 305mm
- **Finishes:** polished brass, polished chrome, satin chrome

	Code	Size	Finish
B	OB091162	152mm	Polished Brass
C	OB091190	202mm	Polished Chrome



Polished Brass Cabin Hooks

- Forged from solid brass which emphasises the high quality materials and manufacturing techniques used
- A perfect design choice for internal or external doors
- **Sizes:** 75mm, 100mm, 150mm, 200mm

	Code	Size	Finish
D	TT001655	100mm	Polished Brass



Stainless Steel Cabin Hooks Silent Pattern

- Grade 316 stainless steel
- 10 Year mechanical guarantee
- Fire door rated
- Suitable for domestic & commercial use
- **Sizes:** 100mm, 150mm, 200mm
- **Finishes:** polished stainless steel, stainless steel

	Code	Size	Finish
E	OB091245	100mm	Stainless Steel



Cabin Hooks

- Cast from malleable iron and is a perfect design choice for internal doors
- Supplied with matching SS wood screws

	Code	Size	Finish
F	OBI92800	125mm	Natural Smooth



Cabin Hooks

- **Sizes:** 75mm, 100mm, 150mm, 200mm, 254mm, 300mm, 350mm, 450mm
- **Finishes:** black, galvanised

	Code	Size	Finish
G	GX000460	150mm	Black



Straight Door Bolt

- A multi purpose bolt which can be used on windows or doors and in other applications
- Can be used horizontally & vertically due to the strong spring mechanism incorporated into the bolts
- All bolts are sold with 3 keeps & matching fixing screws
- **Sizes:** 100mm, 150mm
- **Finishes:** polished brass, aged brass, polished nickel, polished chrome, satin chrome, aged bronze, polished bronze, black, pewter, external beeswax

	Code	Size	Finish
H	TT001050	150 x 52mm	Polished Chrome



Shepherds Crook Door Bolt

- A multi purpose bolt which can be used on windows or doors & in other applications due to the variety of keeps supplied with the product
- All bolts are sold complete with fixing screws

	Code	Size	Finish
	OE022570	90 x 37mm	Black
I	OE100250	90 x 37mm	Pewter
	TT018035	90 x 37mm	External Beeswax
	OE022580	158 x 52mm	Black
	OE100260	158 x 52mm	Pewter
	TT018221	158 x 52mm	External Beeswax
	OE022590	206 x 46mm	Black
	OE100270	206 x 46mm	Pewter
	TT018783	206 x 46mm	External Beeswax



Straight Fishtail Door Bolt

- Unique spring mechanism to allow use in vertical or horizontal positions
- For use on inward opening doors
- Supplied with matching receiver bridge & fixing screws

	Code	Size	Finish
	OE021510	89 x 35mm	Black
	OE700020	89 x 35mm	Pewter
J	OBI90240	89 x 35mm	Beeswax
	OE022220	159 x 51mm	Black
	OE100020	159 x 51mm	Pewter
	OBI90260	159 x 51mm	Beeswax



Cranked Fishtail Door Bolt

- Unique spring mechanism to allow use in vertical or horizontal positions
- For use on outward opening doors
- Supplied with matching receiver bridge & fixing screws

	Code	Size	Finish
	OE021515	102 x 32mm	Black
	OE101004	102 x 32mm	Pewter
	OBI90250	102 x 32mm	Beeswax
K	OE022240	159 x 51mm	Black
	OE101030	159 x 51mm	Pewter
	OBI90270	159 x 51mm	Beeswax



Surface Door Bolts

- Solid brass
- **Sizes:** 100mm, 150mm, 200mm
- **Finishes:** polished brass, antique brass, satin brass, polished chrome, satin chrome, polished nickel, satin nickel, matt bronze

	Code	Size	Finish
A	OB031608	150 x 35mm	Antique Brass



Surface Door Bolts

- Solid brass
- **Sizes:** 102mm, 152mm, 202mm, 253mm
- **Finishes:** polished brass, polished chrome, satin chrome

	Code	Size	Finish
B	OB240450	152 x 36mm	Polished Chrome
C	OB240470	202 x 36mm	Polished Brass



Stainless Steel Barrel Bolts

- **Sizes:** 80 x 38mm, 100 x 38mm, 150 x 38mm, 200 x 38mm
- **Finishes:** polished stainless steel, stainless steel

	Code	Size	Finish
D	GB100010	80 x 38mm	Stainless Steel



Cranked Stainless Steel Barrel Bolts

- **Sizes:** 80 x 38mm, 100 x 38mm, 150 x 38mm, 200 x 38mm
- **Finishes:** polished stainless steel, stainless steel

	Code	Size	Finish
E	GB100100	80 x 38mm	Stainless Steel



Barrel Bolt - Straight

- Inline barrel bolts provide additional security to the inside of the door
- **Sizes:** 76mm, 101mm, 152mm
- **Finishes:** polished chrome, brass, satin aluminium

	Code	Size	Finish
F	TS000063	101 x 25mm	Brass



Barrel Bolt - Cranked

- Cranked barrel bolts provide additional security to the inside of the door
- **Sizes:** 76mm, 101mm, 152mm
- **Finishes:** polished chrome, brass

	Code	Size	Finish
G	TS000231	101 x 25mm	Polished Chrome

H




Lever Action Flush Bolt

- Solid brass
- Square or radius end option (depending on finish)
- Suitable for 30 minute fire doors - intumescent kit available (INT1008)
- Comes with a 10 year mechanical guarantee
- **Finishes:** polished stainless steel, satin stainless steel, antique brass, satin brass, matt black, matt bronze

	Code	Size	Finish
H	OB091995	204 x 20mm	Antique Brass

I




Lever Action Flush Bolt

- Square or radius end option
- Stainless steel grade 304
- **Sizes:** 150 x 20mm, 200 x 20mm, 305 x 20mm

	Code	Size	Finish
I	OC240690	200 x 20mm	Satin Stainless Steel

J




Sunk Slide Flush Bolt

- Solid brass
- A perfect solution for providing additional home security
- Operated by sliding the shoot using the small knob
- Supplied with flat keep plate and fixings
- Comes with a 10 year mechanical guarantee
- **Finishes:** polished brass, polished chrome, satin chrome, satin nickel

	Code	Size	Finish
J	OD060920	102 x 17mm	Polished Chrome

K




Flush Bolt Lever Action

- Solid brass
- Can be fitted flush to the face of the door or recessed into the door edge
- Supplied with all fixings
- Comes with a 10 year mechanical guarantee
- **Sizes:** 152 x 20mm, 204 x 20mm
- **Finishes:** polished brass, polished chrome, satin chrome, satin nickel

	Code	Size	Finish
K	OB091530	152 x 20mm	Polished Brass

L




Dust Excluding Socket

- Solid brass
- For wooden floors - to accept the shoot of a flush bolt
- Sprung central section will depress when the flush bolt is engaged. When the flush bolt is disengaged, the sprung section will return flush to the top of the plate

	Code	Size	Finish
L	OB240340	45mm Ø	Polished Brass
	OB240330	45mm Ø	Polished Chrome

M




Easy Clean Socket

- Solid brass
- The socket can be placed in the floor to allow the door to be secured in a closed or open position when used in conjunction with flush or surface door bolts. The internal curvature enables easy cleaning and allows the door bolt to easily engage into the socket

	Code	Size	Finish
M	OB095530	62 x 25mm	Satin Nickel
	OB095535	62 x 25mm	Polished Chrome

A



Heavy Duty Floor Mounted Door Stop

- Ideal for use in schools
- 304 Grade material
- Threaded ball end rubber insert
- 10 Year mechanical guarantee
- Optional heavy duty bracket for reinforcement



	Code	Size	Finish
A	OC240325	60 x 51mm	Stainless Steel
	OC240327	Heavy Duty Bracket	Stainless Steel

B



Wall Mounted Concealed Rose Door Stop

	Code	Projection	Finish
	OB095310	76mm	Polished Stainless Steel
B	OB095311	76mm	Stainless Steel
	OB095312	102mm	Polished Stainless Steel
	OB095313	102mm	Stainless Steel

C



Wall Mounted Door Stop

- Solid brass

	Code	Projection	Finish
C	OB095230	70mm	Polished Brass
	OB092510	70mm	Polished Chrome
	OB092515	70mm	Satin Chrome

D



Wall Mounted Door Stop

	Code	Projection	Finish
	OC041285	74mm	Polished Stainless Steel
D	OC041280	74mm	Stainless Steel

E



Wall Mounted Door Stop

- Solid brass

	Code	Projection	Finish
	OB092468	70mm	Polished Brass
	OB092460	70mm	Polished Chrome
	OB092465	70mm	Satin Chrome
	OB094460	116mm	Polished Brass
E	OB095345	116mm	Polished Chrome
	OB095340	116mm	Satin Chrome

F



Projection Door Stop

- Fit to skirting boards to prevent damage to walls from door furniture
- Supplied with a 94mm fixing screw
- **Finishes:** aged brass, polished nickel, polished chrome, satin chrome, aged bronze, polished bronze, black, pewter; beeswax

	Code	Projection	Base Ø	Finish
F	OB192020	66mm	22mm	Beeswax



Floor Mounted Door Stop

	Code	Size	Finish
G	OB095304	44mm Ø	Polished Stainless Steel
	OC040131	44mm Ø	Stainless Steel
H	OB095303	80mm Ø	Stainless Steel



Floor Mounted Door Stop

- Solid brass

	Code	Size	Finish
I	GB060780	45mm Ø	Polished Brass
	OB095220	45mm Ø	Polished Chrome
	OB092320	45mm Ø	Satin Chrome



Floor Mounted Door Stop

- Solid brass
- Concealed fixing
- Comes with a 10 year mechanical guarantee

	Code	Size	Finish
	OC042310	38mm Ø	Polished Brass
	OC042315	38mm Ø	Polished Chrome
J	OC042340	38mm Ø	Satin Chrome



Floor Mounted Door Stop

- Supplied with a M6 x 40mm wood to metal screw
- **Finishes:** aged brass, polished nickel, polished chrome, satin chrome, aged bronze, polished bronze, black, pewter, beeswax

	Code	Projection	Size	Finish
K	OE102100	42mm	30mm Ø	Pewter



Magnetic Door Holder

	Code	Size	Finish
	GA131230	108 x 43mm	Polished Brass
L	GA131240	108 x 43mm	Polished Chrome
	GA131250	108 x 43mm	Satin Nickel

Can't find what you're looking for?

Please get in touch with your local branch.

MORE AVAILABLE

A



Heavy Weight Handrail Bracket

- Solid brass
- Sold in singles
- Comes with a 10 year mechanical guarantee
- **Finishes:** polished brass, polished chrome, satin chrome

	Code	Projection	Finish
A	OB091380	80mm	Polished Chrome

B



Heavy Weight Handrail Bracket

- DDA Compliant
- Meets BS 8300 requirements for disabled people
- Sold in singles
- Comes with a 10 year mechanical guarantee
- Projection 62mm or 85mm
- **Finishes:** polished stainless steel, stainless steel

	Code	Projection	Finish
B	OB091383	62mm	Polished Stainless Steel

C



Light Weight Handrail Bracket

- Solid brass
- Sold in singles
- Comes with a 10 year mechanical guarantee
- **Finishes:** polished brass, polished chrome, satin chrome

	Code	Projection	Finish
C	OB095210	72mm	Polished Brass

D



Handrail Brackets

- A traditional looking handrail bracket used to fix a handrail to a wall
- Sold in singles
- **Sizes:** 50mm, 64mm, 76mm
- **Finishes:** black, pewter, beeswax

	Code	Projection	Finish
D	OE560010	50mm	Black

E



Circular Flush Pull

	Code	Size	Finish
E	QB031494	50mm Ø	Polished Stainless Steel
	OB071010	50mm Ø	Stainless Steel
	OB071030	80mm Ø	Polished Stainless Steel
	QB031500	80mm Ø	Stainless Steel

F



Flush Ring Pull

- Solid brass
- **Sizes:** 50 x 38mm, 63 x 50mm
- **Finishes:** polished brass, polished chrome, satin chrome

	Code	Size	Finish
F	OB070000	38 x 50mm	Polished Brass

G

 **CARLISLE BRASS**



Flush Pull

- A standard conventional flush pull for sliding doors
- **Finishes:** polished brass, polished chrome, satin chrome

	Code	Size	Finish
G	OB240530	102 x 45mm	Satin Chrome

H

Forté



Chrome Tube

- Diameter: 19mm or 25mm
- **Sizes:** 600mm, 914mm, 1220mm, 1524mm, 1830mm, 2500mm

	Code	Tube Ø	Length
H	BD011070	25mm	600mm

I

Forté



J

K




Fittings

	Code		Size Ø
	BD010260	End Socket	19mm
	BD010310	End Bracket	19mm
	BD010390	Centre Support	19mm
	BD010350	Centre Bracket	19mm
I	BD010280	End Socket	25mm
J	BD010330	End Bracket	25mm
	BD010410	Centre Support	25mm
K	BD010370	Centre Bracket	25mm

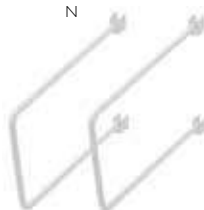
L



M



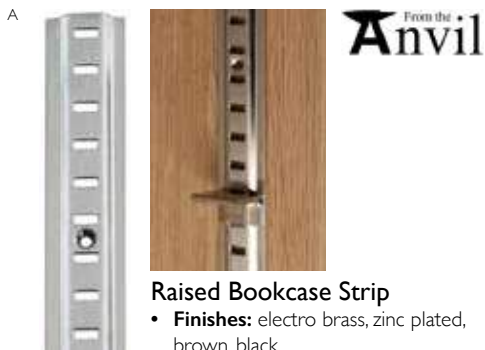
N



Twin Slot Shelving

- Shelving uprights: 430mm, 710mm, 1000mm, 1220mm, 1600mm, 1980mm, 2400mm
- Shelving brackets: 120mm, 170mm, 220mm, 270mm, 320mm, 370mm, 470mm, 570mm
- Pair of flexible bookends: 150mm, 200mm, 250mm

	Code	Size	Finish
L	GS060110	Bracket 170mm	White
M	GS060050	Upright 1000mm	White
N	GS060220	Flexible Bookends 150mm	White

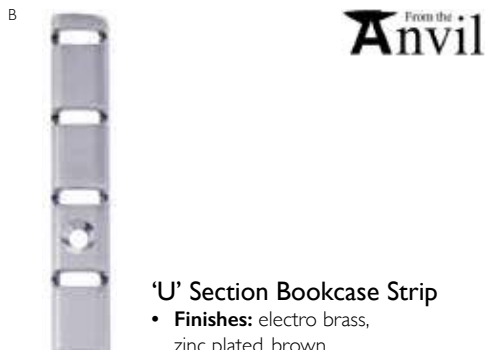


From the
Anvil

Raised Bookcase Strip

- **Finishes:** electro brass, zinc plated, brown, black

	Code	Size	Finish
A	GA073210	1829 x 24 x 1mm	Zinc Plated



From the
Anvil

'U' Section Bookcase Strip

- **Finishes:** electro brass, zinc plated, brown

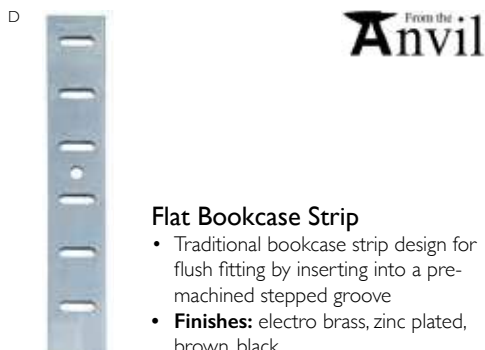
	Code	Size	Finish
B	GA073240	1829 x 14 x 1mm	Zinc Plated



From the
Anvil

Raised Bookcase Studs

	Code	Size	Finish
C	GA073300	18 x 20mm	Electro Brass
	GA073310	18 x 20mm	Zinc Plated
	GA073320	18 x 20mm	Bronze
	GA073330	18 x 20mm	Black



From the
Anvil

Flat Bookcase Strip

- Traditional bookcase strip design for flush fitting by inserting into a pre-machined stepped groove
- **Finishes:** electro brass, zinc plated, brown, black

	Code	Size	Finish
D	GA073030	1829 x 19 x 2mm	Zinc Plated



From the
Anvil

Flat Bookcase Studs

	Code	Size	Finish
	GA073090	19 x 21mm	Electro Brass
E	GA073100	19 x 21mm	Zinc Plated
	GA073110	19 x 21mm	Bronze
	GA073120	19 x 21mm	Black



From the
Anvil

Flat Bookcase Studs Heavy Duty

	Code	Size	Finish
F	GA073150	19 x 27mm	Electro Brass
	GA073160	19 x 27mm	Zinc Plated
	GA073170	19 x 27mm	Bronze
	GA070325	19 x 27mm	Black



Curtain Poles

- As a rough guide allow a minimum of 300mm extra on the size of your window to allow the curtains to be drawn back
- Fit to your wall with the hand forged mounting brackets
- **Sizes:** 1000mm, 1500mm, 2000mm
- **Finishes:** black, pewter, beeswax

	Code	Size	Finish
G	OBI92940	1500mm	Beeswax



Mounting Brackets

- Provided with a grub screw & allen key to secure the curtain pole in place
- Supplied as a pair
- Supplied with matching SS wood screws
- **Finishes:** black, pewter, beeswax

	Code	Fixing Plate Size	Finish
H	TT018618	93 x 45 x 3mm	Black



Curtain Rings

- Sold as singles
- We suggest using four rings per 300mm
- **Finishes:** black, pewter, beeswax

	Code	Size	Finish
I	OE101590	Ø52	Pewter



Finials

- Finish off your curtain pole in a simple yet stylish way
- Finials are sold in pairs
- **Finishes:** black, pewter, beeswax

	Code	Finial	Size	Finish
J	TT018612	Hook	102mm	Black
K	OE101550	Leaf	200 x 105mm	Pewter
L	OBI92900	Ball	Ø41	Beeswax
M	TT018616	Monkeytail	115 x 60mm	Black
N	OE101570	Shell	95 x 45mm	Pewter
O	OBI93170	Shepherd's	153 x 70mm	Beeswax
P	TT018606	Regency	Ø51	Black

A




VANDERBILT

Compact Surface Keypad

- 12/24v AC/DC
- Two four-digit user codes
- Easy install
- IP54
- Sturdy construction for outdoor and indoor use with stainless steel keys

Code	
A	XA040010 V42

B **C**




ACT

ACT Electronic Keypads 12/24v AC/DC

- ACT 5 internal use only
- ACT 10 internal & external use
- On board electronics

Code	
B	XA040370 ACT 5
C	XA040380 ACT 10

D



DEEDLOCK
by COR

APX-16 Compact Keypad

- 1200 Users
- 12/24v AC/DC
- Anti vandal
- Internal & external use
- IP65 rated
- APX16-P Compatible with proximity user cards or fobs

Code	
D	XM010160 APX-16
	XM010170 APX-16P
	XBI50043 APX-16 Proximity Card For APX-16P Pack 10

E **F**



SECUREFAST
by COR

Metal Anti Vandal Door Loops

Code	
E	XM010120 ALPI 35 Surface Armoured
	XM010150 ALPI 35/L Surface Armoured Long - 500mm
F	XM010110 ALPI01 Concealed

Electronic Surface Door Magnets

- Holding force: 180, 300 & 500kg
- 12/24v DC Selectable on site
- Range of compatible brackets available
- Only gate magnets are suitable for external use

Code	
G	XM010320 180kg Surface Magnet
H	XBI50062 300kg Surface Magnet
	XBI50063 500kg Surface Magnet
	XBI50052 300kg Double Surface Magnet
I	XBI50053 500kg Double Surface Magnet
J	XM010190 300kg External Gate Magnet
	XM010180 500kg External Gate Magnet

G **H**



DEEDLOCK
by COR

I **J**



Z & L Bracket To Suit Surface Magnets

Code

	XM010250	300kg Z&L Bracket For AEM10001 & AEM1003
K	XM010240	500kg Z&L Bracket For AEM10010 & AEM10060
	XM010260	300kg Z&L Bracket For AEMMINIGATE/F/S
	XM010230	500kg Z&L Bracket For AEMGATE/F/S



12v DC Electric Strike Release

- Supplied with face plates for both rim & mortice fitting

Code

L	XBI00170	12v DC Fail Locked Rim Strike
	XBI00180	12v DC Fail Unlocked Rim Strike



12v AC/DC Electric Strike Release

- Only supplied with mortice face plate
- Suitable for use on wooden & metal doors

Code

N	XBI00190	24v DC Fail Locked Mortice Strike Release
	XBI00200	24v DC Fail Unlocked Mortice Strike Release



Deedlock AH113 Fail Secure / Safe Rim Electric Strike Heavy Duty

- Electric strike releases, when used as an integral part of an electronic access control system, can provide a physical means of securing a door
- 12v DC
- Fail lock and fail secure selectable on site
- Jaw strength up to 450kg
- For use with a mortice lock or latch case

Code

M	XM010350	Heavy Duty Fail Safe/Secure
---	----------	-----------------------------



Ansi Mortice Electric Strike Release

- 12/24v DC
- Fail secure/safe selectable on site
- 450kg Holding force
- Supplied with short & long face plates
- Monitored version available

Code

O	XM010330	Medium Duty Fail Safe/Secure
	XM010340	Medium Duty Fail Safe/Secure Monitored
	XBI00130	Extension Lip 25mm For AH111/M
	XBI00140	Extension Lip 50mm For AH111/M

A




Electric Lock

- 12/24v DC solenoid bolt
- Fail safe

Code

A	XBI50071	Solenoid Bolt 12/24v DC
---	----------	-------------------------

B




Electric Lock

- Slimline 12/24v DC solenoid bolt
- Fail safe

Code

B	XBI00120	Slimline 12/24V DC - Monitored
---	----------	--------------------------------

Elmdene Switch Mode Power Supplies

- Battery charging
- Hinge lid
- Overload protection
- Tamper protection
- Also available in 24v DC

Code

	XP010120	PSU12/1	12v DC	1 Amp	Small Case
	XP010130	PSU12/1L	12v DC	1 Amp	Large Case
	XP010020	PSU12/2	12v DC	2 Amp	Small Case
C	XP010140	PSU12/2L	12v DC	2 Amp	Large Case
	XP010150	PSU12/3	12v DC	3 Amp	Small Case
	XP010160	PSU12/3L	12v DC	3 Amp	Large Case
	XP010170	PSU12/5L	12v DC	5 Amp	Large Case

C




Can't find what you're looking for?

Please get in touch with your local branch.

MORE AVAILABLE

D




24v DC Power Supply Unit

- Supplied in a very compact, attractive, but tough, steel housing with an externally visible status LED

Code


D	XP010245	ADP324-FR
---	----------	-----------



Exit Buttons

- Output - NO/NC/COM
- Can be fitted flush or with an optional green back box
- IP65 Rated
- CE Compliant
- RoHS Approved

	Code		Finish
E	XM020140	Press To Exit - Dome	Satin Stainless Steel
F	XM020210	Press To Exit	Satin Stainless Steel
G	XM020240	Surface Housing	Green
H	XM020130	Press To Exit - Dome	Satin Stainless Steel
I	XM020200	Press To Exit	Satin Stainless Steel
J	XM020230	Surface Housing	Green



Touch Sensitive Exit Buttons

- Blue LED standby light that changes to green when the sensor is activated by the hand or finger
- Available as a standard gang size 86mm square or mullion style 56mm for fixing to a narrow door style or in a restricted space
- Output - NO/NC/COM
- LED - 12V DC

	Code		Finish
K	XM020270	Slim Exit Button	White
L	XM020280	Square Exit Button	White
M	XM020250	Slim Exit Button	Black
N	XM020260	Square Exit Button	Black



Green Resettable Call Point

- In built optional buzzer & LED
- Available in single, double & triple pole

	Code	
	XM1010080	Single Pole Green Surface / Flush
O	XM1010090	Double Pole Green Surface / Flush

A



B



Dual Exit Button Switch & Resettable Call Point Triple Pole

- Green call point for access control with exit button
- Surface mounted
- High impact plastic back box
- 12/24V Operation
- Includes plastic front covers which flip up for operation

Code

	XM010050	DU-GB/PTE Green Dome Press to Exit
A	XM010060	DU-SS/PTE Press to Exit
B	XM010070	DU-NT/TF Touchless

AC LEIGH SERVICING

We offer servicing on the following systems:

Access Control, SALTO Access Control,
Automatic Gates, Automatic Doors,
Automatic Barriers & CCTV

www.acleigh.co.uk/servicing

Email: servicing@acleigh.co.uk

Call: 0800 014 9980

C



Anti Tamper Cover

- For use with resettable call points
- Available with 110db alarm which will sound on activation

Code

	XB100260	STI Surface Stopper
C	XB100270	STI Surface Stopper c/w 110 db Alarm

D



Internal & External Kit With Bluetooth / WIFI

- A full purpose fire rated installation kit including cable for easy installation on timber doors E30/E60 and an IP68 rated keypad
- Up to 2000 users
- Kit contains: 20m of 6 core cable, 12v 1a power supply, unmonitored slimline electro-magnetic lock, Z & L bracket, external/internal IP68 keypad with bluetooth/wifi, manual call point, rocker switch and graphite intumescent for magnet

Code

D	XB100355	Access Kit I
---	----------	--------------

E



External Gate Kit

- Fully IP rated external kit ideal for pedestrian & commercial gates complete with cable for an easy installation
- The keypad, magnetic lock, request to exit button and green call point are designed to be installed externally, the power supply must be fitted internally
- Up to 1200 users
- Kit contains: 20m of 6 core cable, 12v 1a power supply, external electro-magnetic lock, Z bracket, external 2 relay IP65 keypad, weatherproof manual call point, external IP67 exit button

Code

E XBI00360 Access Kit 2



F



Internal & External Kit With Proximity Reader

- A full purpose fire rated installation kit including cable for easy installation on timber doors E30/E60 and a waterproof stand-alone 125kHz proximity reader
- Kit contains: 20m of 6 core cable, 12v 1a power supply, unmonitored slimline electro-magnetic lock, Z & L bracket, external/internal proximity IP66 EM 125kHz reader; proximity fobs x 10, manual call point, rocker switch and graphite intumescent for magnet

Code

F XBI00365 Access Kit 3



G



No Touch Internal & External Kit

- A no touch full purpose fire rated installation kit including cable for easy installation on timber doors E30/E60 and a waterproof stand-alone 125kHz proximity reader
- Kit contains: 20m of 6 core cable, 12v 1a power supply, unmonitored slimline electro-magnetic lock, Z & L bracket, external/internal proximity IP66 EM 125kHz reader; proximity fobs x 10, manual call point, no touch exit button and graphite intumescent for magnet

Code

G XBI00370 Access Kit 4



Salto Access Control

Across a broad range of industries and applications, SALTO is widely recognised as a global market leader in smart electronic access control solutions. The following pages show a small section of what Salto have to offer; please call us on 01603 216501 to discuss your options.



XS4 Original +

- The XS4 Original+ is a universally compatible advanced smart locking system delivering next-generation access control technology in a market proven solution
- Featuring a sleek design, the XS4 Original+ is based on the same proven housing and mechanical mechanisms of the XS4 Original
- It can integrate all your physical security needs through a wireless network
- Easy to install
- Stand-alone locks giving you real-time access control for virtually all the doors in your building

Code

A XB270315 XS4 Original + Bluetooth Battery Handle



XS4 One

- The SALTO XS4 One handle is a revolutionary stand-alone lock
- Thanks largely to the level of technology packed inside that brings together the convenience of an offline point - easy installation and no wires – with virtually the same kind of power and performance of an online point

Code

B XB039038 XS4 One Bluetooth Battery Handle

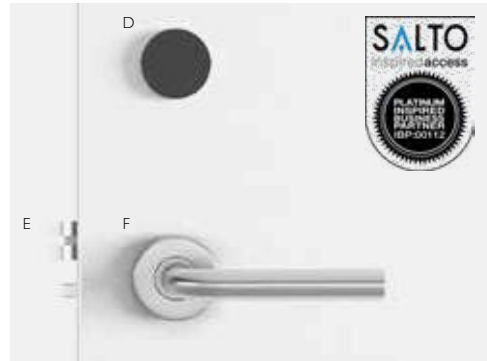


XS4 Mini

- Stylish design is a SALTO trademark and with the XS4 Mini they raised the bar on this already high standard, thanks to the XS4 Mini's small, discreet size combined with a modern, clean LED aesthetic
- The Mini's smart compactness simplifies installation in virtually any kind of door, complementing any type of atmosphere

Code

C	XB090525	XS4 Mini Bluetooth Battery Handle
---	----------	-----------------------------------



ÆLEMENT FUSION

- Ælement is an RFID lock that allows you to integrate all your physical security needs into one stylish, energy efficient, reliable wire-free system

Code

D	XB033030	Ælement Anthracite Reader Battery Pack
E	XBI40192	Ælement Fusion Mortice Lock
	XBI40197	Ælement Fusion Electronics Unit
F	XB039250	Ælement Fusion Handle



Geo

- Fully integrated with our XS4 platform, the SALTO GEO range of versatile electronic cylinders are compact in size, making them an ideal solution for almost any type of door where fitting a conventional electronic handle set is not possible or required

Code

G	XB033222	Geo Euro Cylinder
---	----------	-------------------



Neo

- Fully integrated with the SALTO SPACE and SALTO KS platforms, the SALTO Neo is a versatile, cost-effective electronic cylinder with a compact size that permits an easy installation

Code

H	XB090785	Neo Cylinder
---	----------	--------------



SALTO Neoxx Padlock

- The SALTO Neoxx Padlock's innovative special armoured cover case with double-layered structure guarantees the ultimate protection from falls, shocks, and the hardest environment or usage. The SALTO Neoxx Padlock is outfitted with a suite of SALTO applications and is fully compatible with the rest of the SALTO smart electronic hardware locking platform

Code

A	XB090275	Neoxx Padlock
---	----------	---------------



NCode

- The SALTO NCode integrates the NCode capabilities of a powerful updated design encoder with a built-in desktop reader function. It is compatible with a wide range of RFID cards and compatible with Bluetooth® mobile keys

Code

B	XB270305	NCode
---	----------	-------



Portable Programmer Device

- The SALTO contactless Portable Programming Device (PPD) is the messenger between the computer and the locks such as escutcheons or cylinders. It is used by system administrator staff to test or program the locks, initialize doors, update locks or collect audit trails

Code

C	XB031557	Portable Programming Device
---	----------	-----------------------------



Fobs, Wristbands & Cards

- Meets requirements for contactless access control and compatible with SALTO Virtual Network data-on-card technology

Code

D	XB030932	Yellow Fob
---	----------	------------



Automatic Gate Installation & Servicing
Contact Us On 01603 216501





Discover the full range of mechanical cylinders offered by DOM!

From entry level single coded cylinders right through to high security copy protected master key systems, DOM offers a full range of solutions to suit your budget, security requirements and specification.



SCAN ME!



Titan K6



DOM RS Sigma



DOM ix Teco



Euro Vault

- £1,500 Cash rating - £15,000 valuables
- 2mm Solid steel electrically welded body
- 25mm Hardened steel locking bolts
- Suitable for rear or floor fixing - excluding the Gas Strut which is floor fixing only
- Bolts supplied

Electronic models also include:

- Locking via a motorised lock - 4 x AA batteries
- Dual mode locking: fixed code and hotel mode
- Management override key and master code ensures emergency entry
- Soft foam insert protects valuables from damage
- Automatic interior light for improved visibility

	Code		Size	Locking
	SBI30450	Euro Cylinder	200 x 500 x 400mm	Key
A	SBI30460	Electronic	200 x 500 x 400mm	Electronic
B	SBI30470	Gas Strut	150 x 400 x 350mm	Electronic
C	SBI30472	I2L Drawer	205 x 400 x 370mm	Electronic
	SBI30474	I7L Drawer	200 x 510 x 380mm	Electronic



Chubbsafes
Trusted the world over.



Homestar

- Suitable for the storage of items such as jewellery, cameras etc.
- £2,000 Cash rating - £20,000 valuables
- Certified by Sold Secure Silver Level
- Electronic lock with external emergency power connection
- 6mm Steel door and 3mm steel body
- Supplied with one removable shelf and a LED internal light
- Flock lining on shelf
- Secured by an anti-tamper vibration alarm and anti drill plates for extra protection
- Suitable for wall & floor fixing

	Code		Size	Locking
A	SB015150	Laptop	200 x 450 x 400mm	Electronic
B	SB015130	17E	250 x 350 x 250mm	Electronic
C	SB015140	54E	400 x 400 x 400mm	Electronic

Chubbsafes
Trusted the world over.



Homesafe

- Ideal for protecting cash & valuable items, passports, title deeds etc.
- £4,000 Cash rating - £40,000 valuables
- EN 14450 Certified by ECB•S to level S2 burglary protection
- EN 15659 Certified by ECB•S for 30 minutes fire protection for documents
- ECB•S Certified EN 1300 Class A key lock / Class B electronic lock
- The door is secured using the new revolutionary "V" bolt system, helping maintain door integrity when under physical attack & during fire

	Code		Size	Locking
	SB015020	10K	300 x 360 x 300mm	Key
	SB015040	20K	300 x 445 x 390mm	Key
	SB015060	35K	450 x 445 x 390mm	Key
D	SB015080	50K	600 x 445 x 390mm	Key
	SB015100	70K	800 x 445 x 390mm	Key
	SB015120	90K	1000 x 445 x 390mm	Key
	SB015010	10E	300 x 360 x 300mm	Electronic
	SB015030	20E	300 x 445 x 390mm	Electronic
	SB015050	35E	450 x 445 x 390mm	Electronic
	SB015070	50E	600 x 445 x 390mm	Electronic
	SB015090	70E	800 x 445 x 390mm	Electronic
	SB015110	90E	1000 x 445 x 390mm	Electronic

E



F

Chubbsafes
Trusted the world over.


G



Homevault

- Soft leather effect mat on shelves
- Rechargeable interior light
- Fully lined carpet interior
- £4,000 Cash rating - £40,000 valuables
- Certified key (inc.2 keys) or digital lock
- Floor or wall fix
- 70mm Thick door
- 5mm Steel body
- 25mm Diameter locking bolts
- 2 Year warranty
- UK Insurance Surveyors Approved

	Code		Size	Locking
	SBI50235	S2 15K	250 x 385 x 275mm	Key Lock
	SBI50240	S2 25K	295 x 385 x 325mm	Key Lock
	SBI50245	S2 55K	500 x 385 x 385mm	Key Lock
E	SBI50250	S2 15E	250 x 385 x 275mm	Electronic Lock
	SBI50255	S2 25E	295 x 385 x 325mm	Electronic Lock
	SBI50260	S2 55E	500 x 385 x 385mm	Electronic Lock
F	SBI50205	S2 Plus 25K	295 x 385 x 325mm	Key Lock
	SBI50210	S2 Plus 40K	400 x 385 x 385mm	Key Lock
	SBI50215	S2 Plus 55K	500 x 385 x 385mm	Key Lock
	SBI50220	S2 Plus 25E	295 x 385 x 325mm	Electronic Lock
	SBI50225	S2 Plus 40E	400 x 385 x 385mm	Electronic Lock
G	SBI50230	S2 Plus 55E	500 x 385 x 385mm	Electronic Lock





Companion Fingerprint Safe

- The Companion Fingerprint Safe from Burton Safes – Awarded BEST PRODUCT at the MLA EXPO 2023!
- The Companion safe includes a built-in panel with biometric fingerprint lock and electronic keypad pin code lock with voice notification to advise the safe is unlocked and tone notification when the motorised door is locked
- Recommended £3,000 cash rating or £30,000 valuables
- Electronic lock powered by 4 x AA batteries – included
- Anti-bump motorised locking bolts – preventing the safe from being bumped open
- Motorised door – easy opening with no handle to turn
- Fingerprint or 6 Digit PIN code access
- Store up to 50 fingerprints and PIN codes for access
- Back up battery compartment
- Emergency opening using a USB C cable if both sets of batteries fail
- Low battery warning
- Faux leather diamond stitched soft lining
- 1 x Fixed shelf
- Single walled steel body
- 16mm Diameter locking bolts
- 20mm Thick door
- 2 Year standard warranty
- We recommend where possible to secure this model to a concrete floor
- Designed to be secured to a suitable wall or floor
- Supplied with fixing bolts suitable for concrete as standard

	Code	Size	Locking
A	SB073035	510 x 450 x 450mm	



Euro Grade 0

- £6,000 Cash rating - £60,000 valuables
- 30 Minute fire protection at 750°C
- AiS Approved
- VDS tested to EN1143-1:2005
- 3 Way sliding locking bolt
- Base & rear fixing points

	Code	Size	Locking
B	SB130120	0015CF 395 x 325 x 300mm	Key
	SB130160	0035CF 395 x 405 x 425mm	Key
	SB130200	0085CF 570 x 505 x 495mm	Key
	SB130130	0015CF 395 x 325 x 300mm	Electronic
	SB130170	0035CF 395 x 405 x 425mm	Electronic
C	SB130210	0085CF 570 x 505 x 495mm	Electronic

D



E



Euro Grade 1

- £10,000 Cash rating - £100,000 valuables
- Light fire protection
- AiS Approved
- VDS tested to EN1143-1:2005
- 3 Way sliding locking bolt
- Base & rear fixing points

	Code		Size	Locking
	SBI30240	I015N	410 x 335 x 300mm	Key
D	SBI30280	I035N	410 x 415 x 425mm	Key
	SBI30320	I085N	585 x 515 x 495mm	Key
E	SBI30340	I095N	770 x 515 x 425mm	Key
	SBI30250	I015N	410 x 335 x 300mm	Electronic
	SBI30290	I035N	410 x 415 x 425mm	Electronic
	SBI30330	I085N	585 x 515 x 495mm	Electronic
	SBI30350	I095N	770 x 515 x 425mm	Electronic

F



G



Euro Grade 2

- £17,500 Cash rating - £175,000 valuables
- Light fire protection
- AiS Approved
- VDS tested to EN1143-1:2005
- 3 Way sliding locking bolt
- Base fixing

	Code		Size	Locking
F	SBI30360	2040N	430 x 460 x 450mm	Key
G	SBI30380	2070N	605 x 535 x 450mm	Key
	SBI30400	2095N	790 x 535 x 450mm	Key
	SBI30370	2040N	430 x 460 x 450mm	Electronic
	SBI30390	2070N	605 x 535 x 450mm	Electronic
	SBI30410	2095N	790 x 535 x 450mm	Electronic



Supra C500 Key Safe

- Police accredited key safe tested on external walls that can boast the title 'As secure as your front door'
- Must be installed into brick or dense concrete to ensure the police accreditation. When installed and used as intended, this key safe is covered by a 5-year guarantee against manufacturing faults
- Weight: 1,710g
- The C500 has achieved an independent security rating from the LPCB (Loss Prevention Certification Board) to LPS1175 : Issue 6, Security Rating 1 which is devised by independent experts, including the Police, and the Association of British Insurers
- The large vault allows you to store between 1 and 6 keys depending on key type and length (5-6 Yale type or 2-5 Chubb style keys)
- It has an integral hook to ensure easy access to keys
- Over 4,000 possible combinations
- You can change your code as many times as you want
- It is constructed from zinc alloy making it attack resistant
- It is rust and water resistant and can be used in temperatures from -32°C to 68°C
- Includes a rigid black weather cover to protect it from the elements which, as an added security feature, acts to shield the key safe fascia from view
- Comes with a set of recommended fixings which must be used to maintain the Police Certification. These are self tapping masonry screws that fix into brick or concrete without the need for rawl plugs

	Code	External Size	Internal Size
A	SF010045	149 x 81 x 63mm	81 x 51 x 23mm



Supra Big Box KeySafe

- This Supra S7 Big Box KeySafe™ provides convenient key storage for multiple keys and/or access cards
- This key safe is designed specifically for the office. Its heavy duty design is created to allow secure storage for proximity access cards. Many users utilise this box internally in order to keep company credit cards available to staff on request
- Supplied with a weather resistant cover; this key box is also perfect for external use. Despite its large size, when installed discretely with its neoprene cover; it is easily overlooked by the opportunist
- Weight: 1,700g
- Stores multiple or larger types of keys or access cards depending on size and length of key; it is particularly suitable for bigger car keys
- Over 1,000 possible combinations when using the recommended 5 – 7 digits. You can change your code as many times as you want to maintain security
- Includes a black neoprene weather cover to protect it from the elements which, as an added security feature, acts to shield the key safe fascia from view
- Includes a set installation instructions and a code setting tool which must be used to set or change the code
- Includes a set of recommended fixings to install onto to any brick or concrete surface

	Code	External Size	Internal Size
B	SF010040	108 x 83 x 70mm	98 x 60 x 50mm



Key Safes

- Wall mount design for permanent installation (mounting kit included)
- Shutter door gives better weather resistance & offers greater discretion

	Code	Size
	SC050585	118 x 83 x 34mm
C	SC050595	146 x 105 x 51mm



Key Garage

- Resettable 4 digit code
- Features a sliding mechanism protective cover
- Lockable cover made from zinc die-cast

	Code	Size
	SCI80012 787 C	115 x 80mm
D	SCI80011 787BIG C up to 20 keys	120 x 83mm



KeyKeep 1

- The KeyKeep should be placed out of sight so as not to invite attack. Fix your KeyKeep in a discrete location and only make that location known to those who need access
- Easy to fit and recode
- 4 Wheel recodable combination lock with 10,000 possible combinations
- Weather resistant cover
- Durable construction
- Ideal for external and internal use

	Code	Size
E	SC030275	120 x 85mm



KeyKeep 2

- Die cast body
- Weatherproof protective cover
- Push button operation
- Over 4000 possible combinations
- Supplied with security fixings

	Code	Size
F	SC030205	120 x 80mm



A



ASEC Key Locking Key Cabinet

- A range of key cabinets to suit a maximum of 20, 35, 49, 63, 84, 150, 200 keys
- Colour coded key tags
- Removable control index card
- Adjustable colour coded hook bars
- Durable powder coated finish
- Key locking, 2 keys supplied
- Keyed to differ

B



	Code	No. Of Hooks	Size
	LF042045	20	250 x 170 x 75mm
	LF042005	35	320 x 230 x 75mm
	LF042010	49	320 x 230 x 75mm
A	LF042015	63	320 x 230 x 95mm
	LF042020	84	320 x 230 x 95mm
B	LF042025	150	550 x 380 x 140mm
	LF042030	200	550 x 380 x 140mm

C



ASEC 45 Hook Cabinet for Padlocks or Key Bunches

- Criss cross door for added rigidity
- Durable powder coated finish
- Supplied with fixed colour coded & numbered hook bars plus colour coded square key tags
- Key locking - 2 keys supplied
- May also be used to store bunches of keys
- Designed to hold 45 padlocks

	Code	No. Of Hooks	Size
C	LF042035	45	550 x 380 x 140mm

D



ASEC 60 Hook Cabinet for Padlocks or Key Bunches

- Criss cross door for added rigidity
- Durable powder coated finish
- Fully adjustable hook bars
- Colour coded key tags, rings and numbers
- Key locking, 2 keys supplied
- To suit 30 key bunches and 30 keys

	Code	No. Of Hooks	Size
D	LF042040	60	550 x 380 x 140mm

E



Key Cabinet

- Suitable for use in homes, offices, schools & garages
- Available with key or electronic locking

	Code	No. Of Hooks	Size	Locking
	SBI30760	20	255 x 180 x 80mm	Key
E	SBI30790	48	350 x 300 x 80mm	Key
	SBI30800	64	450 x 300 x 80mm	Key
	SBI30810	100	550 x 380 x 80mm	Key
	SBI30820	20	255 x 180 x 80mm	Electronic
	SBI30850	48	350 x 300 x 80mm	Electronic
	SBI30860	64	450 x 300 x 80mm	Electronic
	SBI30870	100	550 x 380 x 80mm	Electronic

System Key Cabinets

- Suitable for use in homes, offices, schools & garages
- All sizes available in key or electronic locking
- 1.5mm Steel cabinet with flush closing rim
- Adjustable colour coded & numbered hook bars
- Closed loops included for use with optional security seals
- Durable light grey paint finish

	Code	No. Of Hooks	Size	Locking
	SBI30890	48	355 x 300 x 80mm	Key
	SBI30900	64	450 x 300 x 80mm	Key
F	SBI30910	100	550 x 380 x 80mm	Key
	SBI30990	200	550 x 380 x 140mm	Electronic
	SBI31000	300	550 x 380 x 205mm	Electronic

F



G



System Deep Key Cabinets

- Suitable for use in homes, offices, schools & garages
- Available with key & electronic locking
- Extra deep to take bunches of keys

	Code	No. Of Hooks	Size	Locking
	SBI31020	48	355 x 300 x 120mm	Key
G	SBI31360	100	550 x 380 x 140mm	Key
	SBI31030	200	550 x 730 x 140mm	Key
	SBI31040	48	355 x 300 x 120mm	Electronic
	SBI31050	100	550 x 380 x 140mm	Electronic
	SBI31060	200	550 x 730 x 140mm	Electronic

A



Interior Acrylic Security Mirrors

- Eliminate blind spots
- All supplied complete with J bracket
- Ideal for shops, warehouses, hospitals

	Code		Size
	SBI140610	Round	Ø 300mm
	SBI140620	Round	Ø 450mm
	SBI140630	Round	Ø 600mm
	SBI140640	Round	Ø 900mm
A	SBI140650	Quarter Face	300 x 300mm
	SBI140660	Quarter Dome	450 x 450mm
	SBI140670	Half Face	600 x 300mm
	SB039240	Half Face	900 x 450mm

B




Interior Acrylic Security Mirrors

- Eliminate blind spots
- All supplied complete with J bracket
- Ideal for shops, warehouses, hospitals

	Code		Ø Size
	SBI140570	Round	300mm
	SBI140580	Round	400mm
B	SBI140590	Round	500mm
	SBI140600	Round	600mm

C



Institution Mirrors

- Polycarbonate face to resist repeated blows
- Strong anti-ligature steel frame
- Tamper resistant fixings for wall or ceiling

	Code		Size	Finish
	SBI140520	1/4 Face	300 x 300mm	
	SBI140530	Half Face	600 x 300mm	
	SBI140550	1/4 Dome	250 x 250mm	Stainless Steel
C	SBI140560	Half Dome	500 x 250mm	Stainless Steel

D



Traffic Mirrors

- Allows maximum visibility in areas of restricted view
- Supplied with red reflective strips & 75mm pole clamp

	Code		Size
	SBI140490	Round	600mm Ø
	SBI140500	Round	800mm Ø
D	SBI140510	Rectangle	600 x 400mm

SQUIRE inigma

**Secure your world
under lock and controlled access**



Full audit trail

1011100
001101
0100

**Programmable
locks and keys**



AES 256 Encryption



**Time and date
restricted access**



**Automatic blacklist
for stolen keys**



**Wide range
of locks**



**Wire free
access control**



KM724679

www.squirelocks.co.uk

A



DAD Country 4

- Power coated electro-galvanised steel
- Back & top aperture, top flap
- Cam lock with standard cylinder
- Supplied with 2 keys
- Volume 10 litres

	Code	Size	Finish
	GQ020210	250 x 380 x 100mm	White
A	GQ020200	250 x 380 x 100mm	Black



Whether you require your letterboxes to be freestanding, recessed, wall mounted, through the wall or in a door side panel, we have the right solution for you, **contact your local branch for a custom quote**

B



DAD Picardy I

- Power coated electro-galvanised steel
- Top flap
- Cam lock with standard cylinder c/w 2 keys
- Volume 6 litres / 11 litres

	Code		Size	Finish
B	GQ020150	Picardy I	210 x 325 x 85mm	White
	GQ020100	Picardy 4	250 x 390 x 110mm	White
	GQ020550	Picardy 4	250 x 390 x 110mm	Black

C



DAD Gate Post Box

- Designed to be mounted a fence, gate or railing
- Fixings supplied
- Lockable rear retrieval door
- Cam lock with standard cylinder c/w 2 keys
- Volume 35 litres

	Code	Size	Finish
C	GQ020570	300 x 550 x 200mm	Black

D



ARREGUI Line Post Box

- Suitable for wall mounting
- Compact size (for A5 and C5 envelopes) - ideal for reduced space
- Supplied complete with fixings
- Corrosion resistant
- Locking mailbox supplied with 2 keys

	Code	Size	Finish
D	LA046020	305 x 230 x 65mm	White
	LA046040	305 x 230 x 65mm	Black

E



ARREGUI Compact Post Box

- Compact size (for A5 and C5 envelopes) - ideal for reduced space
- Supplied complete with fixings
- Corrosion resistant and weather resistant seal
- Locking mailbox supplied with 2 keys

	Code	Size	Finish
	LA046045	285 x 240 x 95mm	White
	LA046050	285 x 240 x 95mm	Black
E	LA046025	285 x 240 x 95mm	Satin Stainless Steel

F



ARREGUI Mail Collector Maxi

- Mail slot size: 330 x 40mm
- Magazine size
- Galvanized steel construction

	Code	Size	Finish
F	LA046030	300 x 345 x 125mm	Black

G



ARREGUI Dime Post Box

- Modular assembly possible for clustering (unit not available with holes for lateral fixing)
- Suitable for A4 sized post
- Supplied complete with fixings
- Corrosion resistant and weather resistant seal
- Locking mailbox supplied with 2 keys
- **Finishes:** satin stainless steel, silver, white, black

	Code	Size	Finish
G	LA046035	320 x 250 x 80mm	Satin Stainless Steel

A



DAD Decayeux I12 Bologne Post Box

- Perspex window to see when there is mail
- Mail slot dimensions 235 x 35mm (located at front)
- For general mail and magazines
- Internal use recommended
- Perspex name plate
- Security lock supplied with two keys
- Volume 12 litres
- Powder coated

	Code	Size	Finish
A	GQ020010	340 x 260 x 85mm	White

B



DAD Decayeux City 2 Post Box

- Front slot with aluminium flap
- Suitable to be wall mounted or recessed through the wall
- British and European Standards BSEN13724 certified
- Supplied with 2 keys
- Integral camlock
- Volume 12 litres
- Powder coated electro-galvanised steel

	Code	Size	Finish
B	GQ020060	330 x 260 x 100mm	White
	GQ020530	330 x 260 x 100mm	Black

C



DAD D100

- Large post box with a special mail receptacle that prevents the mail from falling on the ground when the post box is opened
- Electro-galvanised steel
- Volume 25 litres
- Standard cam lock with 2 keys
- Includes fixings
- BSEN13724 certified
- Comes with a 10 year guarantee
- **Finishes:** white, anthracite grey, quartz grey, silver grey, green, beige, black

	Code	Size	Finish
C	GQ021370	460 x 340 x 160mm	Anthracite Grey

D



DAD 126-531 Oslo Letter Box

- Electro-galvanised steel
- Volume 31 litres
- Front aperture 230 x 30mm
- Cam lock with 4 pin cylinder; supplied with 2 keys
- Includes fixings
- BSEN13724 certified
- Comes with a 10 year guarantee

	Code	Size	Finish
D	GQ021415	300 x 470 x 220mm	Anthracite Grey

E



DAD009 Secured By Design Letterbox

- Electro-galvanised steel
- Volume 42 litres
- Designed to be surface mounted, recessed or freestanding
- This letterbox is the first in the UK to achieve Secured By Design certification
- The patented locking mechanism is activated using a DAD 6 pin security rim lock conforming to EN1303:2005 Grade 4
- Supplied with 3 keys
- Front aperture 235 x 30mm
- BSEN13724 certified
- Comes with a 10 year guarantee
- **Finishes:** white, anthracite grey, black or any powder coated RAL colour

	Code	Size	Finish
E	GQ021315	335 x 380 x 330mm	White

F



DAD Decayeux Parcel Drop Box Post Box

- Anti-theft device
- 100% Polyester powder coated
- Supplied with 2 keys
- 5 Pin lock
- 10 Year guarantee against rust
- Volume 105 litres
- Electro galvanised steel
- Please note: fixings not supplied

	Code	Size	Finish
	GQ021430	960 x 390 x 280mm	White
	GQ021420	960 x 390 x 280mm	Black
F	GQ021435	960 x 390 x 280mm	Anthracite Grey

G



DAD Decayeux D800 Series Post Box

- Supplied complete with fixings and installation guide
- Supplied with 2 keys
- Powder coated steel construction
- Suitable for wall or pole mounting
- Comes with a 5 year guarantee
- Volume 40 litres

	Code	Size	Finish
G	GQ021425	302 x 323 x 410mm	Grey



Long Throw Lock

- Premium high quality - single locking
- Can be opened from one side
- Stainless steel bolt gives increased corrosion resistance even in coastal areas

	Code	Size	Finish
A	LA011500	50mm Depth	Black
	LA011520	70mm Depth	Black



Long Throw Lock

- Premium high quality - double locking
- Can be opened by a key from both sides
- Stainless steel bolt gives increased corrosion resistance even in coastal areas

	Code	Size	Finish
B	GB040305	50mm Depth	Black
	GB040310	70mm Depth	Black



Suffolk Thumb Latches

- The classic gate latch, simple, strong & effective
- Size stated is depth of gate at point of latch placement

	Code	Size	Finish
	GB040240	Medium 75mm	Black
	GB040230	Medium 75mm	Electro Galvanised
C	GB040100	Heavy 75mm	Black
	GB040090	Heavy 75mm	Electro Galvanised




Heavy Auto Gate Latch

- A heavy duty multi-purpose gate latch

	Code	Size	Finish
D	GB040480	57mm	Electro Galvanised

Bolts | Page 279



A simple locking system used to secure a door from a single side. Available in a wide variety of sizes & finishes



Locinox Gate Lock

- ISO 9227 KTL / E-coated lock box withstands 1000 hours of salt spray test
- Easy left or right changing of the self-latching daybolt
- Key-operated self-latching bolt
- 60mm Center distance of the bolts
- Stainless steel mechanism

	Code	Size	Finish
E	LA000090	80mm Case	Black



Plain Ring Gate Latch

- A traditional style gate latch
- Normally fitted to side gates & doors
- Heavy duty catch, keep & rose
- **Sizes:** 125mm, 150mm, 180mm
- **Finishes:** black, electro galvanised

	Code	Size	Finish
F	GB040315	125mm	Electro Galvanised



Twisted Ring Gate Latch

- A traditional style gate latch with twisted ring handle
- Normally fitted to side gates & doors
- Heavy duty catch, keep & rose
- **Sizes:** 150mm, 180mm
- **Finishes:** black, electro galvanised

	Code	Size	Finish
G	GB040525	150mm	Black



Terry Gate Spring

- A general purpose return spring for assisting in the closure of gates

	Code	Size	Finish
H	HB025000	200mm	Galvanised
	HB025015	250mm	Black
	HB025010	250mm	Galvanised



Medium Duty Brenton Padbolt

- A multi-purpose lockable door or gate bolt
- Shoot Ø 12mm

	Code	Size	Finish
	GB041310	150mm	Black
	GB040690	100mm	Electro Galvanised
I	GB040700	150mm	Electro Galvanised
	GB040710	200mm	Electro Galvanised
	GB040720	250mm	Electro Galvanised
	GB040730	300mm	Electro Galvanised



Tower Bolt

- Standard straight sliding bolts ideal for sheds, outbuildings & as additional security on domestic doors
- Supplied with a staple style bolt keep
- Can be fitted horizontally & vertically
- Fitted with enclosed steel shoots
- **Sizes:** 75mm, 100mm, 150mm, 200mm, 250mm, 300mm
- **Finishes:** black, electro galvanised

	Code	Size	Finish
J	GB090060	300mm	Black



Cranked Tower Bolt

- Cranked sliding bolt often used on double doors with recessed frames
- Can be fitted horizontally & vertically
- Used with a flat retaining plate instead of a staple
- **Sizes:** 100mm, 150mm, 200mm
- **Finishes:** black, electro galvanised

	Code	Size	Finish
K	GB090070	100mm	Black



PERRY
QUALITY • PERFORMANCE

Oval Padbolt

- A simple and efficient lockable gate securing bolt

	Code	Size	Finish
A	GB040785		Black
	GB040780		Electro Galvanised



PERRY
QUALITY • PERFORMANCE

Oval Link Chain

- Sold per metre

	Code	Size	Finish
B	GM010025	6 x 33mm	Black
	GM010100	6 x 33mm	Electro Galvanised



PERRY
QUALITY • PERFORMANCE

Monkey Tail Bolts

- A multi-purpose door or gate bolt
- Shaped handle
- **Sizes:** 300mm, 380mm, 450mm, 600mm
- **Finishes:** black, electro galvanised

	Code	Size	Finish
C	GB040825	380 x 16mm	Black



PERRY
QUALITY • PERFORMANCE

Bow Handle Bolt

- A multi-purpose door or gate bolt
- Fitted with an easy grip bow handle
- **Sizes:** 300mm, 450mm, 600mm
- **Finishes:** black, electro galvanised

	Code	Size	Finish
D	GB047000	300 x 16mm	Black



PERRY
QUALITY • PERFORMANCE

Drop Bolts

- A general garage door drop bolt
- **Sizes:** 300mm, 450mm, 600mm, 750mm
- **Finishes:** black, electro galvanised

	Code	Size	Finish
E	GB041010	450 x 16mm	Electro Galvanised



PERRY
QUALITY • PERFORMANCE

Hot Bed Handle

- Extremely versatile & hard wearing handle

	Code	Size	Finish
F	GB041338	150mm	Black
	GB041340	180mm	Black
	GB041015	150mm	Electro Galvanised
	GB041420	180mm	Electro Galvanised

G



Foot Bolt

- Used to secure the bottom of a door or gate to the floor
- Foot operated
- Supplied complete with all fixing screws

	Code	Size	Finish
G	GB041050	210mm	Black
	GB041060	210mm	Electro Galvanised

H

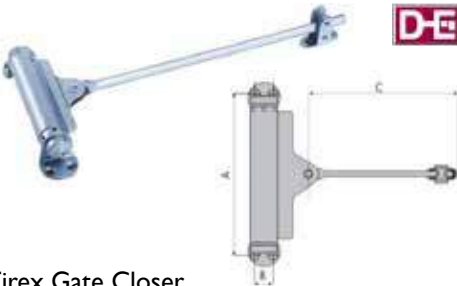


Heavy Fieldgate Hinge Set

- Each set consists of : 1 x top band, 1 x 5" bottom band, 1 x 19mm dia. hook to bolt and 1 x 19mm dia. hook to drive
- Complete with all fittings

	Code	Size	Finish
H	HA020005	450mm	Galvanised
	HA020015	600mm	Galvanised

I



Tirex Gate Closer

- The Tirex gate closer is a helical door spring with a pivoted arm
- The arm locates between two rollers which are mounted on the door
- The closing speed is adjusted by inserting the tension bar into a hole in the capstan and increasing/decreasing the tension as required. The desired tension is then held in place by a pin in an adjacent hole
- Maximum opening angle 180°
- **Finishes:** silver

	Code		A	B	C
I	DB080345	40kg	115mm	21mm	240mm
	DB080335	Heavy Duty 80kg	169mm	21mm	342mm

J



Garage Door Holder

- Garage door holders are designed to hold garage doors open at 90 degrees to the garage. They lock into place automatically and are released by pulling on the sash cord
- 1010 Senior garage door holder is suitable for fitting to the underside of the lintel on double garage doors
- 1011 Senior garage door holder is suitable for fitting to the side of the lintel on double garage doors
- 1012 Junior garage door holder is suitable for fitting to the underside of the lintel on single garage door or other outbuilding doors

	Code	Size	Finish
J	GB042360	1010	610mm Black
	GB041880	1011	610mm Black
	GB041890	1012	381mm Black

A

From the
Anvil



Arrow Head T Hinge

- A pair and a half (3 hinges) can be fitted to provide extra strength for heavier gates or doors
- Supplied as a pair
- Supplied with matching SS wood screws
- **Sizes:** 466mm, 553mm, 928mm

	Code	Size	Finish
A	TT000845	466mm	External Beeswax

C

From the
Anvil



Penny End T Hinge

- Anvils' blacksmith T hinges are hammered into shape from mild steel using the traditional manufacturing method of an anvil and fire
- Supplied as a pair
- Supplied with matching SS wood screws
- **Sizes:** 457mm, 560mm

	Code	Size	Finish
C	TT003450	560mm	External Beeswax

D

PERRY
QUALITY • DURABLE




Medium Tee Hinges

- For use on standard weight gates & sheds
- **Sizes:** 300mm, 350mm, 400mm, 450mm
- **Finishes:** black, galvanised, zinc plated

	Code	Size	Finish
D	HB030420	300mm	Black

B

PERRY
QUALITY • DURABLE



Cranked Bands With Hook On Plate

- Cranked hinges keep the post flush with the door/gate
- **Sizes:** 350mm, 400mm, 450mm, 500mm, 600mm, 750mm, 900mm
- **Finishes:** black, galvanised

	Code	Size	Finish
B	HA030080	350mm	Galvanised

E

PERRY
QUALITY • DURABLE



Heavy Reversible Hinges

- Used to hang gates, garage doors & stable doors
- Cups are fitted to the hinge top & bottom which prevents the gates/doors from being lifted off
- **Sizes:** 300mm, 350mm, 400mm, 450mm, 500mm, 600mm, 750mm, 900mm
- **Finishes:** black (450mm & 500mm only), galvanised


	Code	Size	Finish
E	HA020190	400mm	Galvanised



Security Tech Germany

DOOR CLOSERS

AUTOMATIC, SILENT & FIRE-RATED



Door closer AC7303

- Maximum door width 950 mm (60 kg)
- Universal application EN power size 3
- Incl. side arm & hydraulic opening buffer
- Certified according to DIN EN 1154 & EN 1634

Door closer AC7023

- Maximum door width 850–1100 mm (80 kg)
- EN power size 2–4 (< 105°)
- Adjustable closing speeds
- Certified according to EN 1154 & EN 1634



Security Tech Germany

X60

BE SAFE, NOT SORRY

An Anti Snap, Kitemark approved door cylinder



KMS98324

Secured by Design



Police Preferred Specification



abus.com

A



From the **Anvil**

100kg Black Sliding Door Hardware Kit

- Ideal for barn conversion, period properties, or simply for adding a unique feature to your home
- Suitable for internal doors weighing up to 100kg
- Before installing, ensure the structure of the wall can support the combined weight of the system and door
- Supplied with all necessary fixings
- Min. door width: 500mm
- Max. door width: 1000mm / 1500mm
- Door thickness range: 36mm-46mm

	Code	Size	Max. Door Width	Finish
A	TT018707	2m Track	1000mm	Black
	TT018708	3m Track	1500mm	Black

B



From the **Anvil**

100kg Black Top Mount Sliding Door Hardware Kit

- Ideal for barn conversions, period properties or simply a unique feature in the home
- Suitable for internal doors weighing up to 100kg
- Before installing, ensure the structure of the wall can support the combined weight of the system and door
- Supplied with all necessary fixings
- Min. door width: 500mm (2m) / 750mm (3m)
- Max. door width: 1000mm / 1500mm
- Door thickness range: 35mm-46mm

	Code	Size	Max. Door Width	Finish
B	OB908185	2m Track	1000mm	Black
	OB908190	3m Track	1500mm	Black

C



From the **Anvil**

90kg Pocket Door Kit

- A pocket door kit is used to create a door that slides into a cavity wall when opened. Specifically designed for use within timber wall studs
- Suitable for internal doors weighing up to 90kg
- Supplied with cavity forming studs, sliding door hardware, and comprehensive instructions.
- Supplied with all necessary fixings
- Max. door height: 2032mm / 2400mm
- Door thickness range: 35mm-44mm

	Code	Size	Finish
C	TT018217	2032 x 915mm	Black
	TT018218	2400 x 1200mm	Black

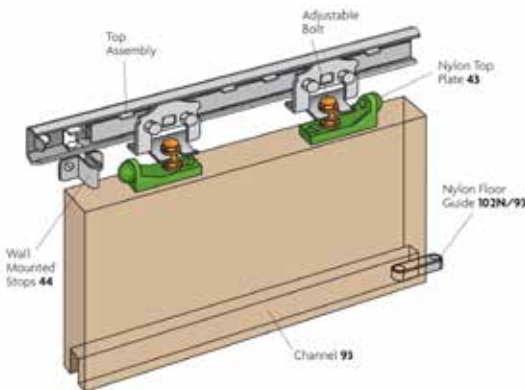
D



HENDERSON

Marathon 55 Heavy Duty

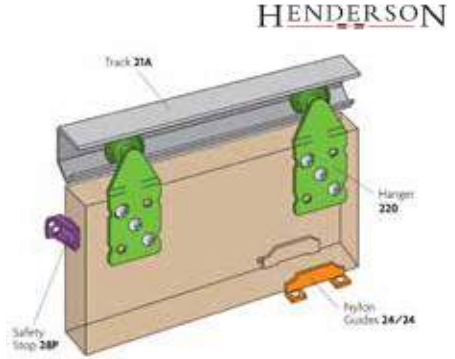
- For heavy duty domestic & light commercial applications
- Suitable for wood & metal doors (extra fixing needed when hanging metal doors)
- One piece ball cage design
- Max. door height: 3000mm
- 2 Guides supplied with the J6 & S6



	Code		Door Width	Door Weight
Marathon 55				
D	DE012250	J2	400-750mm	Max. 55 kg
	DE012260	J3	750-900mm	Max. 55 kg
	DE012270	J4	900-1050mm	Max. 55 kg
	DE012280	J5	1050-1200mm	Max. 55 kg
	DE012290	J6	1200-1500mm	Max. 55 kg
Marathon 90				
	DE010030	S3	750-900mm	Max. 90 kg
	DE010040	S4	900-1050mm	Max. 90 kg
	DE010050	S5	1050-1200mm	Max. 90 kg
	DE010060	S6	1200-1500mm	Max. 90 kg



A



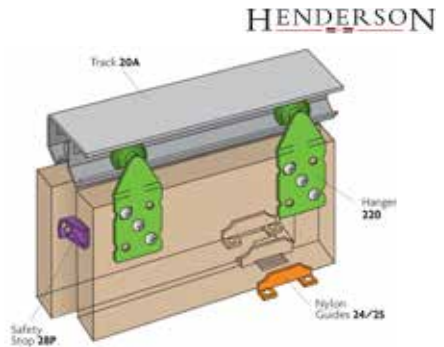
Single Top

- For timber frame or composite doors
- Silent nylon hangers & aluminium track
- Max. door weight: 45kg

	Code		Door Width	Door Height
A	DE010110	ST12	Max. 600mm	Max. 2400mm
	DE010120	ST15	Max. 750mm	Max. 2400mm
	DE010130	ST18	Max. 900mm	Max. 2400mm



B



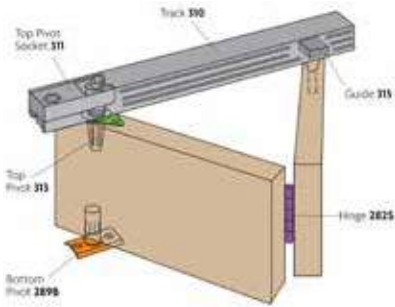
Double Top

- For heavy duty applications - wardrobes & cupboards
- Double track to allow doors to bi-pass each other
- Silent nylon hangers & aluminium track
- Max. door weight: 45kg

	Code		Door Width	Door Height
B	DE010160	W12	Max. 1200mm	Max. 2400mm
	DE010170	W15	Max. 1500mm	Max. 2400mm
	DE010180	W18	Max. 1800mm	Max. 2400mm
	DE010190	W24	Max. 2400mm	Max. 2400mm

C

HENDERSON



Bifold

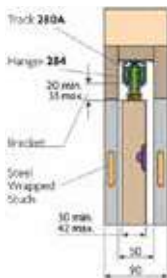
- Ideal for cupboard & wardrobe doors
- For timber, timber frame or composite doors
- Stable, silent & smooth-opening folding system
- Suitable for doors 18-35mm thick
- Max. door weight: 14kg

	Code		Door Width	Door Height
C	DE012730	B10	Max. 1065mm	Max. 2400mm
	DE012740	B15	Max. 1525mm	Max. 2400mm
	DE012750	B20	Max. 2135mm	Max. 2400mm



D

HENDERSON



Pocket Door

- Unique pocket door system that works with cavity walls for doors weighing up to 60kg
- For timber and timber frame
- Suitable for doors 28-44mm thick

	Code		Door Width	Door Height
D	DB016505	PDK3	762mm	1981mm
	DB016510	PDK4	838mm	1981mm
	DB016515	PDK5	762mm	2040mm
	DB016520	PDK6	826mm	2040mm
	DB016525	PDK7	726mm	2040mm
	DB016530	PDK10	930mm	2315mm



A

Abloy	
Padlocks	221

Abus	
Key Safe	305
Padlocks	218, 220

Access Control	288-296
----------------	---------

Access Control Kit	292-293
--------------------	---------

Anti Tamper Cover	292
-------------------	-----

Call Point	291-292
------------	---------

Door Magnets	288
--------------	-----

Electric Lock	290
---------------	-----

Electric Strike Release	289
-------------------------	-----

Exit Buttons	291-292
--------------	---------

Keypads	288
---------	-----

Power Supplies	290
----------------	-----

Salto Access Control	294-296
----------------------	---------

Accessories	282-287
-------------	---------

Acoustic Door Holders	248
-----------------------	-----

Alexander & Wilks

Bathroom Turn & Release	102
-------------------------	-----

Cabinet Knobs	168-169
---------------	---------

Cabinet Pull Handles	170
----------------------	-----

Cup Handles	169
-------------	-----

Escutcheons	102
-------------	-----

Lever Door Handles	100-101
--------------------	---------

Anvil. See From The Anvil

Atlantic

Bathroom Turn & Release	117, 121, 124-125, 127, 129
-------------------------	-----------------------------

Escutcheons	117, 119, 121, 124-125, 127, 129
-------------	----------------------------------

Lever Door Handles	116-118, 120-123, 125-126, 128, 150
--------------------	-------------------------------------

Mortice Door Knobs	159
--------------------	-----

Automatic Gates	297
-----------------	-----

Axim

Transom Door Closer	250
---------------------	-----

B

Bathroom Locks	206
----------------	-----

Bathroom Turn & Release	102, 115, 117, 119, 121, 124-125, 127, 129, 131, 138, 142-143, 147, 153, 160-161
-------------------------	--

Bell Push	40, 45, 62, 70, 75, 79
-----------	------------------------

Bolts	279-281, 315-317
-------	------------------

Barrel Bolts	280
--------------	-----

Door Bolts	279-280
------------	---------

Easy Clean Socket	281
-------------------	-----

Flush Bolt	281
------------	-----

Bookcase Strip	286
----------------	-----

Bookcase Studs	286
----------------	-----

Borg

Code Locks	228
------------	-----

Briton

Electro Mag Overhead Closer	247
-----------------------------	-----

Overhead Door Closers	244
-----------------------	-----

C

Cabinet Handles	170, 175-176, 179, 184-186, 191, 193
-----------------	--------------------------------------

Cabinet Hardware	168-193
------------------	---------

Cabinet Knobs	168-169, 171, 173-174, 177-178, 180-182, 188-189, 192
---------------	---

Cabinet Turns	173
---------------	-----

Cabin Hooks	278
-------------	-----

Carlisle Brass

Bathroom Turn & Release	130-131, 160
-------------------------	--------------

Bell Push	40, 62, 70
-----------	------------

Bolts	280-281
-------	---------

Cabinet Handle	175-176
----------------	---------

Centre Door Knob	38-39, 61-62, 69
------------------	------------------

Concealed Door Closer	251
-----------------------	-----

Cabinet Knobs	174
---------------	-----

Cylinder Pull	40, 63, 70
---------------	------------

DIN Standard Locks	205
--------------------	-----

Door Chain	63, 71
------------	--------

Door Knob	160
-----------	-----

Door Knocker	36-37, 59-60, 67
--------------	------------------

Door Stops	282-283
------------	---------

Door Viewer	41, 63, 71
-------------	------------

Escutcheons	130-131, 160
-------------	--------------

Flush Pull	284
------------	-----

Front Door Handles	32, 55, 64
--------------------	------------

Handrail Brackets	284
-------------------	-----

Hinges	234, 236-237
--------	--------------

Hooks	276, 278
-------	----------

Letter Plate	35, 56, 66
--------------	------------

Lever Door Handles	130-132
--------------------	---------

Locks & Latches	198, 204-206, 208-209, 230
-----------------	----------------------------

Multi Point Handles	7, 10
---------------------	-------

Numerals & Letters	41, 63, 71
--------------------	------------

Window Bolt	231
-------------	-----

Window Fittings	267-268, 270-273, 275
-----------------	-----------------------

Catches	208
---------	-----

Centre Door Knobs	38-39, 45, 49, 51, 53, 61-62, 68-69, 75, 79, 83, 85, 87, 89, 94, 98
-------------------	---

Chameleon

Friction Hinge	28
----------------	----

Multi Point Handles	10, 19
---------------------	--------

UPVC Hardware	26-27
---------------	-------

UPVC Window Handles	22, 28
---------------------	--------

Chrome Tube	285
-------------	-----

Chubbsafes

Safes	300-301
-------	---------

Coat Hooks	276-277
------------	---------

Codelocks

Code Locks	226-227, 229
------------	--------------

Digital Lock To Suit Panic Latch	259
----------------------------------	-----

Code Locks	226-229	Door Stops	282-283	Floor Springs	249
Cottage Latches	113	Magnetic Door Holder	283	Flush Pull	284
Cupboard Furniture.		Door Viewers	41, 63, 71, 91	Forte	
See Cabinet Furniture		DorGuard		Bathroom Turn & Release	138
Cup Pull Handles		Acoustic Door Holder	248	Budget Lock	208
169, 172, 184, 190, 193		Dormakaba		Chrome Tube	285
Curtain Poles	287	Automatic Door Closers	253	Escutcheons	138
Cylinder Pulls		Code Locks	228	Fire Brigade Locks	207
40, 45, 51, 63, 70, 75, 83, 85, 87, 99		Concealed Door Closer	250	Hinges	235-238
D		Electro Mag Overhead Closer	247	Lever Door Handles	134-137
DAD		Floor Spring	249	Lift to Lock Set	207
Post Boxes	310, 312-313	Overhead Door Closers	242-244	Overhead Door Closers	245
Deadbolts	206	Drawer Pulls	169, 172, 184, 190, 193	Radar Lock	207
Dead Locks	200-201, 203-205	Drop Pulls	183, 188, 190	Frelan	
Deedlock		Dust Excluding Socket	281	Bathroom Turn & Release	161
Acoustic Door Holder	248	E		Cabinet Handles	179
Digital Locks	226-229	Eclipse		Cabinet Knobs	177-178
DIN Standard Locks	205	Bathroom Turn & Release	140	Door Knocker	60
Door Bell	40, 45, 62, 70, 75, 79	Escutcheons	140	Escutcheons	161
Door Bolts	279-281	Hinges	141	Letter Plate	57
Door Chains	41, 45, 49, 63, 71, 79, 83	Lever Door Handles	140	Lever Door Handles	139
Door Closers	240-253	Electronic Keypads	288	Mortice Knob	161
Acoustic Door Holders	248	Era		Rose Options	139
Automatic Door Closers	253	Cable Restrictor	231	Window Fittings	273
Concealed Door Closers	250-251	Door Bolt	230	Friction Hinge	28, 238
Electro Mag Overhead Closers	247	Gear Boxes	213	From The Anvil	
Floor Springs	249	Night Latches	196	Bathroom Turn & Release	115
Overhead Door Closers	240-246	Escutcheons	97, 114-115, 117, 119, 121, 124-125, 127, 129-131, 138-140, 142-143, 147-149, 153, 160-161	Bookcase Strip	286
Door Handles. See Front Door Handles or Lever Door Handles		Exidor		Cabinet Knobs	171, 173
Door Knobs	156-157, 159-163	Electro Mag Overhead Closer	247	Centre Door Knob	38-39, 51, 53, 61, 69, 75, 85, 87, 89, 94, 98
See also Centre Door Knobs		Panic Hardware	254-256, 258-259	Cottage Latches	113
Door Knockers		Exit Buttons	291-292	Cabinet Turn	173
36-37, 44, 48, 51, 53, 59-60, 67-68, 74, 78, 82-83, 85, 87, 91, 95, 99		F		Curtain Poles	287
Door Magnets	288	Fire Door Holder	248	Cylinder Pull	
Door Pulls. See Cylinder Pulls				40, 51, 63, 70, 75, 85, 87, 99	
				Door Knocker	36, 51, 53, 59, 67, 74, 85, 87, 91, 95, 99

Door Stops	282-283	Foot Bolt	317	Door Knocker	36-37, 44, 48, 60, 67-68, 78, 82-83
Door Viewers	41, 91	Garage Door Holder	217, 317	Drop Pulls	183, 188, 190
Drawer Pulls	172	Gate Closer	317	Escutcheons	142-143
Escutcheons	97, 114-115	Gate Latch	314-315	Front Door Handles	33, 42-43, 46-47, 55, 65, 73, 76-77, 80-81
Front Door Handles	6, 8-9, 14-20, 32, 50, 52-54, 64, 72, 84, 86, 88, 92-93, 96-97	Gate Lock	314	Letter Plates	34-35, 44, 48, 57, 66, 74, 78, 82
Handrail Brackets	284	Gate Spring	315	Lever Door Handles	142-145
Hooks & Bolts	277-279	Hot Bed Handle	316	Mortice Knob	162-163
Letterboxes	21, 74, 90, 94, 98	Long Throw Gate Lock	314	Numerals & Letters	41, 49, 75, 79
Letter Plate	34, 51-52, 56, 66, 74, 85, 87, 90, 94, 98	Ring Gate Latch	315	Porcelain Mortice Knob	163
Lever Door Handles	104-106, 108-112	T Hinge	318	Surface Door Bolt	280
Mortice/Rim Door Knob	156-157	Thumb Latches	314	UPVC Multi Point Handles	43, 80
Multi Point Handles	6, 8-9, 14-20, 50, 52-54, 72, 84, 86, 88, 92	Gate Post Box	310	Hinges	234-239, 318
Numerals & Letters	41, 71, 91, 95	Geze		3D Triad Flag Hinge	30
Pyramid Door Studs	95	Concealed Door Closer	250	Ball Bearing	234-235
Rim Locks	198	Electro Mag Overhead Closer	247	Butt Hinge	236
Ring Turn	112	Floor Spring	249	Concealed Knuckle	234
Sliding Door Gear	320	Overhead Door Closers	240	Counter Flap	238
T Hinges	318, 239	H		Cranked Bands W/Hook On Plate	318
Thumb Latches	113	Handles. See Front Door Furniture or Lever Door Handles		Double Action	235
UPVC Multi Point Handles	6, 8-9, 14-20, 50, 52-54, 72, 84, 86, 88, 92	Handrail Brackets	284	Fieldgate Hinge Set	317
Window Fittings	260-268	Hasp & Staples	224	Friction Stays	28, 238
Front Door Furniture	6-99	Hat & Coat Hooks	276-277	Heavy Reversible	318
Front Door Handles	6-20, 32-33, 42-43, 47, 50, 52-55, 64-65, 72-73, 76- 77, 80-81, 84, 86, 88-89, 92-93, 96-97	Henderson		Hurlinge	238
G		Sliding Door Gear	321-323	Parliament	237
Garage Door Holder	217, 317	Heritage Brass		Piano	238
Gate Hardware	314-318	Bathroom Turn & Release	142-143	Stormproof	238
Bolts	315-317	Bell Push	40, 45, 70, 75, 79	T Hinges	239, 318
Chain	316	Cabinet Handles	183-186, 190-191, 193	UPVC Butt Hinge	30
Fieldgate Hinge Set	317	Cabinet Knobs	180-182, 188-189, 192	Washed	236
		Centre Door Knobs	38-39, 45, 49, 61, 68-69, 75, 79, 83	Hooks	276-278
		Cup Pull Handles	184, 190, 193	Cabin Hooks	278
		Cylinder Pull	40, 45, 63, 70, 83	Hat & Coat Hooks	276-277
		Door Chains	41, 45, 49, 79, 83	Hoppe	
				Multi Point Handles	11-12

J		Fire Brigade Locks	207	Multi Point Door Locks	25, 212
Jackloc		Garage Locks	217	Multi Point Window Locks	30, 275
Window Handle	22	Gear Boxes	213	N	
Window Restrictors	231-233	Hasp & Staples	224	National Key Scheme	207
K		Locker Lock	217	Night Latches	196-197
Kaba. See Dormakaba		Magnetic Catches	208-209	Night-Vent Fastener	260-261, 263-266
Key Cabinets	306-307	Mortice Latches	209	Numerals & Letters	
Key Safes	304-305	Mortice Locks	200-201, 203-205	41, 49, 63, 71, 75, 79, 91, 95	
Knob Furniture	156-157, 159-163	Multi Point Door Locks	25, 212	P	
L		Multi Point Window Locks	30, 275	Padlocks	218-223
Legge		Night Latches	196-197	Panic Hardware	254-259
Locks & Latches	203, 209	Oval Lock Cases	205	Outside Access Device	258-259
Letterboxes	21, 74, 90, 94, 98, 310-313	Padlocks	218-223	Paddle Handle	258
Letter Plate Covers	34-35, 51, 56, 66, 82, 85, 87, 90, 94, 98	Patio Door Lock	27, 230	Panic Bolt	254-256
Letter Plates	21, 34-35, 44, 48, 51, 56-57, 66, 74, 78, 82, 85, 87, 90, 94, 98	Radar Lock	207	Panic Latch	254-256
Letters. See Numerals & Letters		Rim Cylinders	197	Parcel Box	313
Lever Door Handles		Rim Locks	198-199	Parking Post	217
100-101, 104-112, 116-118,		Security Chain	225	Patio Door Lock	27, 230
120-123, 125-126, 128, 130-137,		Security Cylinders	215	Perry	
139-140, 142-146, 148-155		Snaplocks	230	Gate Hardware	314-318
Locks & Latches		Window & Door Security		Hasp & Staples	224
3 Lever Locks	203, 206	Bolts & Locks	230-231	Hinges	318
5 Lever Locks	200	Window Locks & Restrictors	231-233	Swivel Locking Bars	224
Aluminium Door Locks	210	Locksmith	197, 220	Porcelain Mortice Knobs	163
Bathroom Locks	206	M		Post Boxes	310-313
Cam Locks	216	M. Marcus. See Heritage Brass		Gate Post Box	310
Catches	208	Magnetic Door Holder	283	R	
Code Locks	226-229	Mail boxes	310-313	Radar Lock	207
Cupboard Locks	216	Master Lock		Rim Cylinders	197
Cylinders	197, 215-216	Key Safe	305	Rim Locks	198-199
Digital Locks	226-229	Padlocks	222	Ring Gate Latch	315
DIN Standard Locks	205	Mirrors	308	Ring Turns	112
Door Restrictor	230, 231	Mortice/Rim Door Knobs	156-157, 159-163	Multi Point Door Handles. See UPVC Multi Point Door Handles	
Euro Cylinder Locks	204				

Index

S

Safes	299-305
Key Cabinets	306-307
Key Safes	304-305

Salto

Access Control	294-296
----------------	---------

Samuel Heath

Concealed Door Closer	251
-----------------------	-----

Sash Locks	200-201, 203-205
------------	------------------

Securefast

Code Locks	226-227
Window Restrictor	231

Securkey

Key Cabinets	307
Safes	299, 302-303
Security Mirrors	308

Security Chains	41, 45, 49, 63, 71, 79, 83
-----------------	----------------------------

Security Mirrors	308
------------------	-----

Servicing	3
-----------	---

Sliding Door Gear	320-323
-------------------	---------

Squire

Hasp & Staples	224
Key Safes	305
Padlocks	218-221
Security Chain	225

T

Thumb Latches	113, 314
---------------	----------

Turn & Release	102, 115, 117, 119, 121, 124-125, 127, 129-131, 138, 142-143, 147, 153, 160-161
----------------	---

Twin Slot Shelving	285
--------------------	-----

U

Ultion

High Security Cylinders	215
-------------------------	-----

Union

Acoustic Door Holder	248
Locks & Latches	199-201, 203-206
Overhead Door Closers	246

UPVC Hardware	26-30
---------------	-------

UPVC Letter Plates	21
--------------------	----

UPVC Multi Point Door Handles	6-20, 50, 52-54, 72, 84, 86, 88, 92
UPVC Window Handles	22-23

V

Versa

Friction Stays	28, 238
Multi Point Door Locks	25, 212
Multi Point Handles	7, 10-11, 13, 19
Multi Point Window Locks	30, 275
Patio Door Lock	27
UPVC Espag Window Handles	22

W

Window & Door

Security Bolts & Locks	230
Window Fittings	260-275
Casement Fastener	260-263, 266, 271-273
Casement Stay	260-266, 271-273, 275
Cockspur Window Handle	274

Z

Zoo

Bathroom Turn & Release	147, 153
Door Stops	282
Escutcheons	147, 149, 153
Flush Bolt	281
Hinges	234
Lever Door Handles	146, 148-149, 151-155
Locks & Latches	201, 205-206

Espag Handle	22-23
--------------	-------

Fanlight Catch	275
----------------	-----

Multi Point Window Locks	30
--------------------------	----

Night Vent Fastener	260-261, 263-266
---------------------	------------------

Quadrant Arm Stay	273
-------------------	-----

Roller Arm Stay	273
-----------------	-----

Sash Fastener	267, 270
---------------	----------

Sash Lifts	268, 270
------------	----------

Sash Pulley	268
-------------	-----

UPVC Window Handles	22-23
---------------------	-------

Window Bolt	231
-------------	-----

Window Locks & Restrictors	230-233, 275
----------------------------	--------------

Window Restrictor	275
-------------------	-----

Window Gearboxes	29
------------------	----

Window Locks & Restrictors	231-233, 275
----------------------------	--------------

Y

Yale

Night Latches	196-197
---------------	---------

Rim Cylinders	197
---------------	-----

Z

Zoo

Bathroom Turn & Release	147, 153
-------------------------	----------

Door Stops	282
------------	-----

Escutcheons	147, 149, 153
-------------	---------------

Flush Bolt	281
------------	-----

Hinges	234
--------	-----

Lever Door Handles	146, 148-149, 151-155
--------------------	-----------------------

Locks & Latches	201, 205-206
-----------------	--------------

Terms & Conditions

For Terms & Conditions please refer to our website www.acleigh.co.uk/help/terms

ABLOY



fingersafe®



Adams Rite

Fab&Fix



Forté

FRELAN

HARDWARE



ALEXANDER & WILKS®
Britain's Finest Ironmongery



From the Anvil

AXIM



HENDERSON



Heritage Brass

atlantic uk architectural hardware



Legge®



LOCKMASTER®



SAFETY AT EVERY LEVEL



CAME

Kirkpatrick.

Master Lock



CARLISLE BRASS

Padlock Innovators in hardware



CODELOCKS control + convenience



PERRY QUALITY & PERFORMANCE



Chubb safes Trusted the world over.



SAMUEL HEATH



SECURIKEY The key to security

SECUREFAST COR



DEEDLOCK by COR

Sterling



dormakaba

ELMDENE Protecting People & Property



EXIDOR



VERSA SECURITY HARDWARE

ULTION



WILLIAM HOPKINS



ZOO ARCHITECTURAL HARDWARE